

Southwest Solutions Group, Inc.
 7718 N. Robinson Ave.
 STE A21
 Oklahoma City, OK 73116
 Phone: (405) 879-3448
 Fax: (405) 879-3370
www.southwestsolutions.com

SOUTHWESTSOLUTIONSGROUP
business efficiency systems

Quote # 108683

Date: July 24, 2019

Project # 85062

Page 1 of 2

Quote valid for 30 days.

Credit Card payments over \$25,000 are
 subject to a 2.50% Convenience Fee

BILL TO:

Michael Shaw
 City of Broken Arrow
 1101 North 6th Street
 Broken Arrow, OK 74012

INSTALL TO:

Michael Shaw
 City of Broken Arrow
 1101 North 6th Street
 Broken Arrow, OK 74012

SALESPERSON	QUOTE NAME	PAYMENT TERMS	LEAD TIME
Steve Story Steve Story 405-401-4445 sstory@southwestsolutions.com	City of Broken Arrow Controlloc P&E Lockers	Net 30 - Billable upon delivery, payment due in 30 days	10 to 12 weeks (after receipt of order)

85062-2A Fridge Unit + Five Evidence Lockers with Controlloc

LINE	DESCRIPTION	
1	Per Drawing: 85062-2A ETO 7-10-19 7-17-19 Five evidence lockers pass thru with Controlloc.	\$59,900.00

4-door fridge unit as shown on drawing in unit E12.

Fridge unit is not Controlloc capable, standard operation.

Fridge and Controlloc units require two power sources, by others.

Includes all design services, manufacturing, packaging, freight, inside delivery, installation by
 factory certified (non-union/non-prevailing wage) technicians during normal business hours, cleanup
 of area, removal of all debris, and warranty.

Assumes clear access to all loading docks, elevators and installation sites.

Because of market volatility impacting steel and aluminum, this quote is valid for 30 days.

Purchases made after that date will require a new quote.

Per Sourcewell Contract, orders are to be placed with:


Southwest Solutions Group
 2535 East State Highway 121, Suite 110-B
 Lewisville, TX 75056

So that we may process your order in a timely manner, please address contract as shown above.

Sourcewell Contract No: 031715-KII
 Effective Date: 06/01/2015 - 04/09/2020



HIGH DENSITY STORAGE



DOCUMENT SCANNING



MODULAR CASEWORK



MOVABLE WALLS



AUTOMATED STORAGE

Southwest Solutions Group, Inc.
7718 N. Robinson Ave.
STE A21
Oklahoma City, OK 73116
Phone: (405) 879-3448
Fax: (405) 879-3370
www.southwestsolutions.com

SOUTHWEST SOLUTIONS GROUP
business efficiency systems

Quote # 108683

Date: July 24, 2019

Project # 85062

Page 2 of 2

Quote valid for 30 days.

Credit Card payments over \$25,000 are
subject to a 2.50% Convenience Fee

BILL TO:

Michael Shaw
City of Broken Arrow
1101 North 6th Street
Broken Arrow, OK 74012

INSTALL TO:

Michael Shaw
City of Broken Arrow
1101 North 6th Street
Broken Arrow, OK 74012

SALESPERSON	QUOTE NAME	PAYMENT TERMS	LEAD TIME
Steve Story Steve Story 405-401-4445 sstory@southwestsolutions.com	City of Broken Arrow Controlloc P&E Lockers	Net 30 - Billable upon delivery, payment due in 30 days	10 to 12 weeks (after receipt of order)

Subtotal: \$59,900.00

Plus Applicable Sales Tax:

Total: \$59,900.00

Financing and leasing options are available. Call for details.


Authorized Signature:

Date:

P.O. #:



HIGH DENSITY STORAGE



DOCUMENT SCANNING



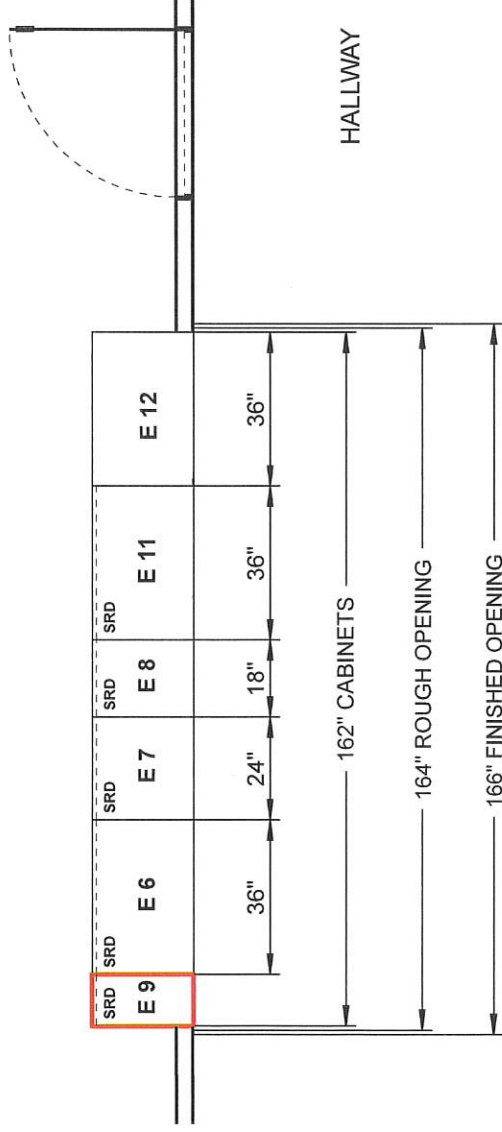
MODULAR CASEWORK



MOVABLE WALLS




AUTOMATED STORAGE



NOTE: ROUGH OUT DIMENSION FOR INSTALLATION
OF UNIT INTO WALL MUST EQUAL 164" WIDE X 83" HIGH,
PROVIDED BY CONTRACTOR

Copyright 2019 Southwest Solutions Group



Customer's Approval:

Date:

SOUTHWEST SOLUTIONS GROUP
business efficiency systems
Texas • Oklahoma • Kansas • Arkansas • Missouri
Tennessee • Mississippi • Louisiana
Washington • Montana • Idaho • Alaska
Toll Free: 1-800-803-1083
www.southwestsolutions.com

Scale: 1:45
Printed Date: 07/22/2019
Drawing Number: 85062-2A
Salesperson: STORY, STEVE
Sheet: 1 of 1
Drawn By: K. CEGON/HO
Equipment Weight: 5625.34 LBS
Media Weight: 0.00 LBS
Total Weight: 5625.34 LBS
Total Capacity: 0 LFI

City of Broken Arrow
Police Department Pass Thru Evidence
Broken Arrow, OK

Copyright © 2019 Southwest Solutions Group. This material is proprietary and confidential, and the disclosure reproduction by photography, film, blueprint or otherwise or incorporation into any information retrieval system without first receiving written approval from Southwest Solutions Group is expressly prohibited by law.

INFO SHEET

EVIDENCE LOCKERS



INCREASED ACCOUNTABILITY WITH CONTROLOC

With ControlLoc™ Technology from Spacesaver, authorized personnel can track and document which officers and evidence technicians accessed the system, which evidence lockers they entered, and the date and time of every transaction. Access to Spacesaver evidence lockers is gained through an access card and a numeric control pad.

STANDARD FEATURES

- Unattended access (no keys required).
- Electro-mechanical locks accessed using PIN or Card.
- Trace/track door on transitions.
- 82" height.
- Modular construction, units shipped fully assembled.
- Self-closing doors, rubber door stops and flush mounted pull handle.
- 14 and 18 gauge cold rolled steel construction.
- Pre-drilled mounting holes in base and sides of locker.
- Instruction and number tags installed at the factory.
- Adjustable floor levelers.
- Finished with high quality powder coat paint.
- Attached sturdy base with toe space.
- Standard trim included with each locker order.
- Installation hardware is included.
- All doors include inside steel liner.
- Fully welded double door construction.
- Multi-point locking systems on all doors.
- Stainless steel, full door length hinges.
- Concealed fasteners throughout.
- Lifetime warranty on the frame.



OPTIONS:

- Over one hundred (100) front door configurations
- Each ControLoc Technology control cabinet may be set up with one (1) standard mode of operation.
- The five (5) standard modes of operation to choose from are:
 - ♦ Pass-through
 - ♦ Pass-back
 - ♦ Non-pass-through
 - ♦ Crash locker (trace/track)
 - ♦ Locker
- Three (3) standard rear door options:
 - ♦ No rear door (NRD)
 - ♦ Single rear door (33"x75") with keyed handle (SRD)
 - ♦ Multiple rear doors (MRD)
- Mesh rear doors available
- Wall trim finishing package
- Mail or video slots (special request)
- 32 powder coat colors



Spacesaver Corporation
1450 Janesville Avenue
Fort Atkinson, WI 53538-2798
1-800-492-3434
www.spacesaver.com



KI
1330 Bellevue Street
P.O. Box 8100
Green Bay, WI 54302-8100
1-800-424-2432
www.ki.com

Spacesaver Corporation is a division of KI.

KI and Spacesaver are registered trademarks of Krueger International, Inc.

© 2016 KI and Spacesaver Corporation. All Rights Reserved. Litho in USA. SSC/DEL EvidenceControLoc_0718_info_PS

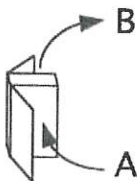
ControLoc™ by Spacesaver® TECHNOLOGY **MODES OF OPERATION**

INFO SHEET

ControLoc Technology System has 5 individual and unique modes of operation. Each individual ControLoc technology control cabinet may be setup with one (1) standard mode of operation. The five (5) standard modes of operation to choose from are as follows: Pass-Through, Pass-Back, Non-Pass Through, Crash, and Locker mode. The information below will provide information on the specific functionality of each mode.

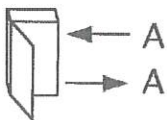
PASS THROUGH MODE

- Deposit through front of system. (User is able to select locker to use based on need.)
- Remove through rear of system.
- Optional manual rear door for evidence tech unloading.
- All access is audited.



PASSBACK MODE

- Evidence tech loads system and assigns locker(s).
- User can deposit and remove from assigned locker.
- Optional manual rear door allows evidence tech loading or unloading.
- All access is audited.



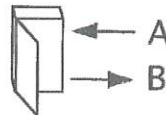
- **Deposit/Remove**
 1. Login to system.
 2. Pick empty/full locker.
 3. Deposit/remove from locker.
 4. Door is closed, locked, and marked full/empty.

CRASH MODE

- Similar to Passback but evidence is deposited and removed by the User.
- Typically used as "temporary" or "emergency" storage.
- Lockers can be assigned or selected based on need.
- All access is audited.

NONPASS THROUGH MODE

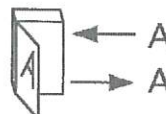
- User is able to select locker to use based on need.
- There are three types of users: 1. Deposit, 2. Remove, and 3. Deposit or Remove.
- All access is audited.



- **Deposit**
 1. Login to system.
 2. Pick empty locker.
 3. Deposit in locker.
 4. Door is closed, locked, and marked full.
- **Remove**
 1. Login to system.
 2. Pick full locker.
 3. Remove from locker.
 4. Door is closed, locked, and marked empty.

LOCKER MODE (GUN LOCKER)

- Each user is assigned a specific locker.
- User can deposit and remove from their assigned locker.
- Optional manual rear door for loading or unloading.
- All access is audited (empty or full is not tracked).



- **Access Locker**
 1. Login to system.
 2. Pick locker.
 3. Access locker.
 4. Door is closed and locked.

