

CITY OF **BROKEN ARROW** | **2020**

FY2020 Annual Budget

FY2021 Financial Plan





April 30, 2019

Honorable Mayor and City Council:

It is my honor to submit to the City Council the operating and capital improvement budgets, along with the outline of our work plans and priorities for Fiscal Year 2020 (July 1, 2019 to June 30, 2020). My annual budget message will serve as a comprehensive summary to the proposed municipal spending plan.

The bold agenda for next year incorporates the recommendations that I received from all department directors, with input from the governing body, and in my opinion reflects our continued commitment of providing our community with outstanding public services and amenities, while conserving our long-term financial sustainability. Our ultimate goal is to ensure that we remain committed to keeping BA a safe and desirable place to live, work, and visit.

The City Council and Broken Arrow Municipal Authority (BAMA) and the Broken Arrow Economic Development Authority (BAEDA) are scheduled to review the proposed budget at a special meeting on May 9, 2019. Correspondingly, a public hearing is scheduled for the regular meeting on June 3, 2019, with adoption of the Budget planned for June 17, 2019.

The Municipal Budget has been prepared in accordance with all approved City ordinances and relevant policies. Moreover, the budget message succinctly provides the governing body details of the proposed Fiscal Year Budget and Financial Plan.

Budget Overview

With regard to the budget, my number #1 priority is always fiscal balance and financial discipline. Our budget now has a total of 29 (we added a technology fee fund for court and the 2018 General Obligation (GO) Bond fund this Fiscal Year) different funds. Included in the FY 2020 Budget Book is a breakdown on proposed expenditures and fund balances where applicable. Please allow me to reiterate that three years ago, we increased the number of funds by three by adding the following Special Revenue Funds:

- Street Sales Tax (Fund 043);
- Police Sales Tax (Fund 044); and
- Fire Sales Tax (Fund 045).

These funds were created pursuant to the passage of the Vision Renewal tax approved by voters on November 10, 2015. Approval provided for a total of fifty-five hundredths of a penny sales tax (0.55%) which allocated twenty-five hundredths (0.25%) to Streets and thirty hundredths (0.30%) to be split equally between Police and Fire. As noted in last year's budget message, all activities of Public Safety (Police and Fire Departments) have been removed from the General Fund and incorporated within the afore-mentioned funds. The breakdown of all our remaining funds include:

- The General Fund.
- 3 Enterprise Funds (Broken Arrow Municipal Authority, Broken Arrow Economic Development Authority and Battle Creek Golf Course).
- 6 Capital Improvement Funds (the Sales Tax Capital Improvement Fund and the General Obligation Issue Funds of 1994, 2008, 2011, 2014 and 2018).
- The Debt Service Fund.
- 2 Internal Services Funds (Employee Group Health Care and Workers Compensation).
- 16 Special Revenue Funds that have a specific revenue source and rules that govern expenditures related to each fund. Included in the category are the funds created by the Vision 2025 renewal tax: street sales tax, police sales tax, and fire sales tax.

City Policies

The City Council has established budgetary policies that provide direction for the City Administration to follow as the budget is prepared and administered through the fiscal year. They include:

Resolution Number 421 approved January 9, 2006, designates an Emergency Reserve Fund Balance policy for the City's General Fund. The Resolution specifies that the target Emergency Reserve Fund Balance for the General Fund will be ten (10) percent of operating revenues. Please note that I am recommending that we increase our Reserve Fund Balance policy from 10% to 15%. It should be noted that the Best Practices Report by Crawford and Associates recommended, "It is more desirable to have a reserve closer to 30% of operating revenues." If Council agrees, a resolution will be presented for your consideration on June 17, 2019.

Resolution Number 422 adopted January 9, 2006, regarding an Emergency Reserve Fund Balance that sets a prudent reserve level in BAMA to be funded by water, sanitary sewer, stormwater and sanitation. The total BAMA Emergency Reserve Fund Balance was amended in late 2016 to be 90 days, on a combined utility basis, as 90 days would be sufficient and align with industry best practices. As of June 30, 2019 and 2020, I anticipate that we will exceed our target fund balance of 90 days.

Budget Considerations and Concerns

The good news is that revenues have come in strong this fiscal year, and expenses are anticipated to come in below budget for FY 2019. Contributing factors are mindful spending and staff vacancies. These two factors set us up for a positive FY 2020.

As I have mentioned in previous budget messages, Oklahoma is one of the last states in America that depends on sales tax revenue as its major source of funding for General Fund operational expenses. Subsequently, each year, the Administration must try and predict how sales tax collections will increase/decrease and we do this based on historical tax collections.

Without question, it is immensely challenging for us to precisely estimate revenues in such an unpredictable system. Because our state continues to use this antiquated business model, we spend an excessive amount of time chasing sales tax type businesses in order to give our citizens more opportunities to shop local to maintain and grow our tax base.

When sales tax and other revenues that fluctuate under-perform, this leads to potential missed projections, and missed projections lead to reductions in operational expenditures that ultimately affect the level and breadth of services we provide the community. Therefore, we must continue to advocate for a better municipal funding model to the Oklahoma Legislature and Governor.

On a positive note, two years ago the State of Oklahoma entered into a compact with Amazon where it will remit use tax for purchases made on their internet site. Likewise, last year's Supreme Court decision involving the State of South Dakota on internet sales has helped with collections. However, we still don't have an entirely level playing field with all internet sales and this hurts our "brick and mortar" businesses. As a result, we will continue to advocate with our federal legislators on the approval of some type of "e-fairness" Bill. Until such time, local stores will be at a competitive disadvantage. I will point out that 2020 is a Presidential election year, and we could see the economy slow during the second half of the FY. Accordingly, we will watch our revenues closely and hopefully will not have to make any mid-year adjustments.

In the fall of 2018, we had a rating call with Moody's Investor's Service in connection with issuance of voter approved General Obligation Bonds (GOBs). In summary, Moody's maintained the City's rating with an Aa3 credit rating. The summary of the credit opinion said:

Credit Strengths - Stayed the same as last time we had a rating call.

- Large tax base benefiting from the close proximity to Tulsa.
- Favorable wealth indices.

Credit Challenges - Stayed the same as last time we had a rating call.

- While we are meeting our policies for General Fund and BAMA for reserves, the rating agency believes that we have below average reserves and liquidity. We hope to address this comment by increasing the General Fund reserves 10-15%.
- Reliance on economically sensitive revenues (i.e. sales tax).
- Slightly elevated, though manageable, debt profile with exposure to variable rate debt.
- Rising pension liability due to inadequate funding of state plans.

The City's revenue streams are largely influenced by overall economic conditions in the region. The gradual national recovery continues to improve, but our dependence on sales tax and its volatility affects our ability to meet on-going expenses.

Based on completing my fourth municipal budget in Broken Arrow, I believe our two main challenges include: (1) the long-term cost of funding our public safety operations (police and fire departments) and (2) implementing a sustainable operating plan for the utility department in BAMA. Both of these challenges require consideration and effort so we can maintain both outstanding public safety and public utility services.

With regard to public safety, each department currently receives a dedicated portion (Police 36.7% and Fire 30.7% respectively) of all available general fund operating revenues. Moreover, based on current expenses public safety consumes all available operational sales tax and 18% of all other general fund revenues. Based on the anticipated cost of collective bargaining, we will eventually need to find another dedicated funding

source for public safety or alter current operational priorities. Without question, I will continue to work diligently to find funding for our number one priority. Noteworthy is the fact that the concept of a public safety district has been debated in the Oklahoma State Legislature for three years. Our city, along with all OK cities and the Oklahoma Municipal League, need to lobby hard for passage into law the ability to ask our voters to create such a district. We are assured that the Bill will receive a fair hearing in 2020 and could make it to the Governor's desk. If it does become law, our citizens can consider the creation of the district. Doing so would allow us to ask voters to create the district and if approved, generate funding for operations and capital for our police and fire departments.

Concerning the utility department, we are currently implementing a five-year rate model and long-term capital reinvestment plan. FY 2020 will be year four of the current model. The Administration is already gathering data to finalize and present a recommendation on the next five-year model (2021 – 2025). I am pleased to say that we are meeting the Authority's policy direction for department reserves. The other direction from the Authority was to rebuild our reserve fund balance for unexpected expenses or extraordinary changes in customer usage. Moreover, we still need to incorporate an additional approximately \$50 million in capital projects, which we are currently analyzing the potential impact on rates. Finally, we are watching the transfer to the general fund closely.

Despite these legitimate concerns, there continue to be a number of encouraging signs at the national, state, and local levels. Nationally, healthy gains in the stock market indicate the recovery is behind us to a certain extent. Locally, we continue to anticipate good numbers for new home sales, modest improvements in job growth, and noticeable improved growth in a number of industry sectors throughout the state. More specifically, we are estimating that there will be approximately 425 new single-family housing starts in both 2019 and 2020. This figure has been revised downward slightly to reflect actual starts in the last two fiscal years. Plus, growth in our retail and commercial sectors is expected to trend upward with the completion of the Milestone mixed-use project in the Rose District and with the upcoming sale of the Tiger Hill parcel located at the intersection of Lynn Lane and Kenosha. Equally, we continue to aggressively focus on job retention and recruitment in our manufacturing and high-tech sectors. Our newly created Business Retention and Expansion (BR&E) Program should help our efforts. There is additional information on our BR&E later in my message. All this translates into more jobs and opportunities to shop local in our community.

Proposed FY 2020 Municipal Budget

The proposed Municipal Budget includes planned expenditures of \$307,646,172, an increase of \$53,529,978 or 21% over the Fiscal Year 2018-19 originally budgeted expenditures of \$254,116,194. As noted below and on the following page, this includes:

Operational Expenses -\$119,779,255; an increase of \$8,975,153 or 8%

Capital Outlay- \$156,593,904; an increase of \$42,200,412 or 37%

Debt Service- \$31,273,013; an increase of \$2,354,412 or .9%

The increase in Capital Outlay is primarily due to the first two sales of the 2018 Bond Package and the loans from OWRB. With the addition of this debt, the debt service also will increase.

I. General Fund

1. Revenues and Expenditures

Again this year, we spent considerable time reviewing each department's previous years and proposed operating expenditures. Likewise, each director spent a considerable amount of time explaining their requests and justifying them based on the actual average usage over a three-year period.

The total proposed budget for the General Fund, which includes expenditures, transfers out and budgeted ending Reserved and Unreserved Fund balances is \$95,043,520.

Proposed expenditures, including transfers, is \$79,028,724, an increase of \$4,937,267 or 7% over the FY 2019 Budget. I continue to point out that, in addition to the new Vision Renewal tax passed in November 2015, the Council adopted an ordinance dedicating at least 36.7% and 30.7% of General Fund revenues to the Vision Renewal Tax Funds respectively.

With regards to General Fund operating revenues, we did realize an overall increase over the FY 2019 Budget. While sales tax collections are projected to increase 2% over FY 2019 collections, the Finance Department estimates that overall revenues for the upcoming year will increase 6% or \$3,504,900 over last year budgeted amounts or \$1,630,405 or 3% over estimated year end.

In terms of estimating future revenue growth, the Finance Department utilizes historical data. The proposed FY 2020 Budget includes sales and use tax growth at 2.00%. Other revenue was based on a historical trend for each revenue line item because of the volatility of each source.

Based on the above-referenced action items and other steps taken throughout Fiscal Year 2019, the City anticipates the Emergency Reserve Fund Balance will meet the required balance.

2. General Fund - Personnel Considerations

Currently in FY 2019, the City has 816 full-time employees City-wide. In our Governmental Funds, we have 564.

Based on my continuous observations of day-to-day operations, it is clear that additional employees are needed in certain departments to maintain (and in certain instances enhance) operations and services we provide to the community. The on-going challenges are having sustainable funding to pay for current and any new positions. Total new positions for the City will be 19 full-time and 4 part-time for a total of 942 employees for Fiscal Year 2020. The

breakdown on total employees is: 836 full-time, 18 part-time and 88 seasonal. Below is more detailed information for the additional positions.

Personnel expenses make up 70% of the General Fund expenditures, 90% of the Police Sales Tax Fund, 92% of the Fire Sales Tax Fund and 63% of the total City budget, excluding capital outlay, debt service and operating transfers out. Also noteworthy, is the fact that public safety consumes 118% of all available sales tax. In essence, this means all other general fund services have to be paid for with other funding sources.

A. Operational and Administrative Departments Personnel

In an on-going effort to address our staffing challenges to serve our citizens, my budget proposes as of July 1, 2019 the creation of 3 new full-time positions in the General Fund. The proposed new positions include:

- Parks and Recreation Department.
1 Forestry Crew Leader
1 Park Maintenance Worker
- Street and Stormwater Department.
Truck Driver

B. Police and Fire Departments Funds

In November 2015, Broken Arrow voters overwhelmingly approved perpetually repurposing a portion of the Vision 2025 sales tax to add 20 new police officers and 20 firefighters over a five-year period. The City began receiving the repurposed sales tax in March 2017. Part and parcel to repurposing the sales tax was the passage of City Council Ordinance 3360 that dedicates a certain percentage of current General Fund Revenues of \$62,509,500 to separate funds set up for police and fire. The percentages are 36.7% (\$22,940,986) for police and 30.7% (\$19,190,417) for fire. Any balances remaining from annual expenditures must stay in the respective funds.

Thanks to securing two federal SAFER grants in previous fiscal years, all 20 new firefighters have been hired and are working. The final five new police officers (of the 20 authorized from the repurposed Vision Tax) have been included in the FY 2020 budget. This will bring the number of officers hired from the repurposed tax to 20. Actually, Council approval of the proposed budget will bring the total number of new positions to 25, as five new positions were included in the FY 2016 budget.

I would also like to point out that during the year we have a certain number of police officers retire. We would like to remain as close to 100% strength as possible. Therefore, I will be working with Chief Brandon Berryhill and Finance Director Cindy Arnold on developing a

plan to anticipate departure and ensure future recruit academies take this into account.

C. Employee Salary Increases

In terms of a salary increase, this current FY, non-union employees received a 2% general wage adjustment on July 1, 2018 and then a mid-year adjustment of 2% on January 1, 2019. Additionally, those who were eligible received a 3% wage adjustment within their respective salary range, provided they received a satisfactory performance review.

In this FY, the Administration implemented the results of the Compensation and Classification study. The detailed study revealed that overall, the non-union pay structure slightly lags the market. Here is a recap of how I implemented the recommendations:

- ✓ To remain competitive, adjustments were made to our pay structure and all applicable positions to accurately reflect the market.
- ✓ HR implemented a move away from the traditional step plan and transitioned all non-union employees and their respective grades into salary ranges for each position.
- ✓ The next aspect of implementing the plan called for eligible employees receiving a step-like adjustment for meeting performance expectations. The unions have steps, and we want non-union employees to have similar opportunities. So, as a result, if an employee meets expectations, on their anniversary date they will receive a 3% adjustment, provided funds are available.

For FY 2020, I am recommending a 2.5% wage adjustment for non-union employees. Regarding our unionized employees (police and fire), any increase in wages and compensation will be agreed to vis-à-vis collective bargaining negotiations, which are currently underway.

3. FY 2020 Work Plan Highlights & Priorities

Continuing to set a long-term strategic vision for the City is one of our most important responsibilities we have as city leaders. Keeping it simple and straight-forward, I am constantly asking myself “where do we want our community to be and how do we get there”? Setting the vision and then implementing the steps and measures necessary to get there will always be my focus.

In addition to the day-to-day operations, some of the most significant areas of focus include: communications and transparency, economic development administration, public safety, public infrastructure, and enhancements of current services. The proposed work plan continues the implementation of the

priorities we have been discussing over the last couple of years. The following are some of the exciting highlights planned for the upcoming Fiscal Year:

A. Communications and Transparency.

Again, one of the most important responsibilities we have as city leaders is keeping our citizens informed of what is happening at City Hall and around the community. While we do a great job of being transparent, there are always ways to improve and provide even more transparency. As such, we will undertake the following initiatives:

1. Continue the distribution of our Annual Financial City-wide Newsletter and Annual Report.

The Financial edition of our newsletter, *Thrive, Your Money at Work*, goes out around Labor Day, and the Annual report is distributed in the first quarter of the calendar year. In these editions, we provide our citizens with a plethora of information on revenues, expenditures, comparison of tax rates, utility costs, and work plans.

We will continue producing City Council Highlights and the Broken Arrow in Motion monthly update videos. Last year, in order to keep our community informed, the Administration implemented a spin-off of BA in Motion called “BA in Motion Take 5”. We also increased the number of videos spotlighting the activities of the various city departments and then delved into the realm of Instagram. Finally, around mid-year I converted an open position in the Streets and Stormwater Department into a communications/media specialist to provide more transparency on departmental activities. This has been very helpful to inform the community on operations and projects in the department.

2. New Communication Initiatives for FY 2020.

In FY 2020 we will add five new initiatives:

- a. We will finally implement a highlight show spotlighting individual City Council members;
- b. I am currently in what I would call “semi-test” mode on a City Manager’s report segment. This would be in addition to City Council Highlights for each meeting. This approximately 10 – 15 minute video segment will provide a deeper dive on many of the operational, organizational, and community topics happening now.
- c. We will implement a new video segment associated with our Business Retention and Expansion (BR&E) Program. The

new BR&E segment will showcase existing business and industry within our City. The new show will be called Broken Arrow in Motion – **BAmazed!** We're doing some beta testing now and will begin promotional segments this summer.

- d. The position in the Streets and Stormwater Department that was converted to a communications/administrative position will be moved to the Operations Building with the position's responsibilities upgraded to working with Krista Flasch's team, covering the operations division departments (Streets, Engineering, Parks, Utilities, and Development Services); and
- e. The Finance Department will be adding what is called a "Perfometer". The City recently engaged Crawford & Associates to prepare the Perfometer Financial Health and Success Report starting with the last five years of data. This report will communicate the financial health and performance of the government as a whole over a period of years in a manner that is understandable with a scale of 1-10, with 10 being excellent and 1 being poor financial health. We anticipate that the first report will be completed in early fall and will be issued on a yearly basis as soon as the annual audit is completed. Moving forward it is anticipated that it will be published early spring of each year.

The objective of these five initiatives will continue to provide our citizens with more information about their elected officials, public policy development, municipal operations, and community events.

B. Economic Development Administration.

In my opinion, one of our most indispensable non-public safety and capital improvement functions is economic development (ED) administration. I like to say ED success provides the fuel the government engine needs, in turn, delivering the critical services we provide the community on a daily basis. The most important facets of ED administration include: (1) job recruitment; (2) job retention; (3) community engagement; (4) marketing and promotions, and (5) development opportunities (new and existing). Our biggest challenge and opportunity is trying to increase the daytime population of our community to support local businesses.

Economic Development Manager Norm Stephens heads up our organizational ED Administration efforts. We also have a contract with the Economic Development Corporation (EDC) that focuses primarily on recruitment and business development with our larger industries. We are excited that Darla Heller joined the EDC earlier this year as the Senior Vice-President of ED. She has a wealth of knowledge and experience in all facets of ED administration, and we believe she will

help our overall program immensely! Our new Chamber CEO should be on board in July, which will round out our economic development team!

Again, our main focus of economic administration is job creation and job growth, marketing and promotions, and working to bring more opportunities to our community to shop local. Some of the larger operational initiatives for FY 2020 include:

1. Implementation of our new Business and Retention Expansion/Engagement Program.

We are in the process of launching our new Business Retention and Expansion program (BR&E). The new initiative will combine Tourism and ED for an effective and robust operational team. As a part of this initiative, we have moved the Tourism Office (and BR&E Program) to the Rose District. We could stay in the current location (by way of rent) or look at other options.

The goals will be a multi-faceted economic development effort to engage with existing businesses. Face-to-face interactions with businesses, marketing and communications will play an important role in achieving success. Goals, objectives and measures of success are being developed by our ED Team for implementation.

2. Redevelopment of New Orleans and Elm Place – Small Area Plan.

Last year, as part of our efforts to promote development in the south part of our community, the Council awarded a contract to study and develop recommendations for revitalizing the shopping areas at the New Orleans and Elm intersection. A public meeting to reveal the consultant's recommendations will be held in late May. Once the recommendations have been presented to the public and feedback received, the report will be presented to the Council for consideration and future implementation. Funds for some public infrastructure improvements were approved in proposition #1 of the GOB package. To-date, only \$600,000 has been sold, which is for intersection improvements. Currently, there is \$1.1 million available for road work at the intersection. There is also approximately \$2 million available for infrastructure improvements for the area. However, these bonds have not been sold yet.

3. Continue to promote development in the Shops at Aspen Creek and South Broken Arrow.

Despite a significant public investment in our infrastructure and the offering of incentives, development in the south part of our city has been slow. Notwithstanding, the City will continue working with the developer/owner of the Shops at Aspen Creek on business recruitment for the development.

Likewise, a top priority currently will be to recruit a new grocery store and potentially additional retail/commercial for the southern part of our City. Part of our efforts will be to heavily market city-owned property near the Creek Turnpike and Aspen Ave.

We also continue to be optimistic that the Soundmind Memory Hospital project will move forward later this year. If the developer can secure an operator for the facility, the new hospital will add approximately 240 new jobs that will help our economy and increasing daytime traffic in the area. This facility could also increase the possibility of additional health care services and office space in the area and the possibility of a hotel.

4. Creek 51 Development and implementation of a Tax Incremental Financing (TIF) District for the Project.

We are currently working with a developer who owns a tract of land off Highway 51 along the Creek Turnpike. The developer desires to build a business park for manufacturing and related industry. I plan to recommend to the governing body the creation of a TIF District for the project. Working with Broken Arrow Public School officials (and other taxing entities), we will develop a plan that will help facilitate the development. What is palatable about this project is that the developer takes all the risks and only benefits if development builds out.

5. Rose District and Surrounding Areas.

a. New/additional Retail and Commercial. New businesses are opening each month. Plus, the City has two agreements in place with developers on the following projects that are currently under construction:

i. Completion of the redevelopment of our property on North Main (Former Assembly of God Church). We have a lease with Milestone/Cowen Construction to build a 131,000 +/- SF multi-use project that will bring additional retail/commercial to our downtown, along with much needed new housing. Construction is scheduled to be completed before the end of the 2020 FY. We will complete various public infrastructure improvements around the site as part of our obligation, to include Streetscape V and road maintenance. The streetscape project (between Detroit and Elgin) is an approximate \$1.6 million public investment paid for from our Vision 2025 surplus funds. Work on Phase V should begin by the end of 2019.

ii.. Completion of the redevelopment of the former Presbyterian Church on North Main. The developer is

currently converting the former facility to a restaurant and approximately 8,000 SF of office space. The City has completed the agreed upon waterline upgrade and is currently finishing the additional on-street parking on Ash and Elgin Streets.

- b. We need to close on the Tiger Hill land sale and work with the soon-to-be owner on the proposed commercial development of the property. We currently have a contract and construction has begun on improvements to Tiger Hill Wall.
- c. We need to seriously look at determining how we can invest in a downtown business incubator being developed. Business incubators are organizations that offer startups shared operation space. In doing so, entrepreneurs enjoy a collaborative work environment with invaluable mentoring and networking opportunities, funding support and shared equipment. In short, they offer fledgling companies a warm, safe place to grow and prosper. Doing so could put more people downtown, increasing daytime traffic for our Rose District and city.
- d. Rose District/Downtown Residential. In the fall of 2016, we embarked upon a public process to attract new and revitalized housing stock in the downtown area. The main goals are two-fold: (1) create a new workable set of guidelines for development; and (2) increase the residential density to support the retail and commercial investments. In December 2017, the City Council approved the Downtown Residential Overlay District providing the guidelines the initiative needs to chaperon development.

This initiative will certainly take time and a comprehensive effort, but in the next 10 years I believe we can anticipate that our downtown residential area will see a significant transformation. Two points for Council's consideration: I continue to believe we should use some available capital funds to incentivize/stimulate downtown housing initiatives. The proceeds from the sale of the Tiger Hill property could provide some funding for the initiative. Funds from a land sale in the district should be used in the district. I plan to work on this in the upcoming FY.

6. Proposed Innovation District.

The City has announced its intentions to proceed with the creation of the new Innovation District that will be a partnership between local government, education, and the private sector. The goal continues to be the creation of a "hub"

of innovation in our city that will attract high paying jobs to help sustain our economy. This is a long-term initiative that could take up to 10 years to complete.

This initiative dates back over five years and originated out of visioning sessions between the City, Chamber of Commerce, and EDC. In this FY, the City committed \$100,000 and hired a consulting firm to assist us in the technical assistance phase of this endeavor. Unfortunately, the initiative has hit a snag, as NSU will not donate the land to us for the district as originally expected. This decision will require the City to identify other possible sites for the visioning, partnership-structure, and developing cost estimates for the district's infrastructure. The EDC has formed a committee to help the Administration and consultant.

The good news is voters approved approximately \$10 million in the 2018 GOB package for the proposed district. We will be able to use these funds for public infrastructure and possibly as a local match for an Economic Development Administration (EDA) grant.

C. Capital Improvement Highlights for FY 2020:

1. Street Maintenance Program.

The City is now collecting the repurposed Vision 2025 funds for street and road maintenance work. It is estimated that the tax will generate \$3.78 million annually. City Council accepted the Pavement Condition Index Report (PCI) in December 2016. Please recall that the report states that we will need around \$6.0 million annually to keep our PCI number above the optimal goal of 70.

Each Fiscal Year our Streets and Stormwater Department will implement a detailed work plan for use of the funds. As recommended by staff, **Attachment A** details my proposed use of funds for street maintenance and repairs for FY 2020.

The final element of our street maintenance plan is the use of funds from the 2018 GOB package – Proposition #1. In said package is \$25 million. Each year we issue bonds from this line-item, and we will add the bond funding to the account to continue implementing the Street Maintenance Program that is based upon the PCI Report. This year, I am recommending the sale of just over \$2 million for road work.

2. Downtown Public Improvements.

The recommendation is to complete various road repairs throughout the downtown. Specific highlights include the repaving of 1st Street from Dallas St. to College St., which should

start in June and road work around the Milestone Project. Likewise we will complete Phase I of the street improvements on Detroit from Lynn Lane to 4th Street. Phase II will be completed in FY 2021 and will be from 4th Street to 1st Street. Funds for this work will come from 2011/2014 General Obligation Bonds, Community Development Block Grant (CDBG) and Vision Funds.

Finally, \$600,000 has been allocated from the first 2018 GOB package sale and will be used for various improvements in the downtown to include: drainage improvements around Commercial Street, the reconstruction of several business alleys on the west side of Main Street, and sidewalk work. We are always reviewing options for additional parking in the downtown business areas as well, especially around the Milestone project.

3. Completion of the 2011 and 2014 General Obligation Bond Projects. We will continue working towards completion of the remaining voter approved projects in these two packages.
 - a. 9th Street (Lynn Lane) – The widening of 9th Street from 2 lanes to 5 lanes from El Paso Street to Elgin Street began in April 2018 and should be completed around Labor Day.
 - b. 23rd Street (County Line Road) – The widening of 23rd Street from 2 lanes to 5 lanes from Kenosha Street to Houston Street including a new bridge over the Broken Arrow Expressway is in progress. The right of way has been acquired and utility relocations could begin before the end of 2019. This project has federal funds through the Surface Transportation Program (STP). This project should be out to bid by the end of the upcoming FY. Because bridge construction is part of the project, it is estimated that all work will take 15 – 18 months to complete.
 - c. Washington Street (91st Street South) – The widening of Washington Street from 3 lanes to 5 lanes from Garnett Road to Olive Avenue (129th E. Ave.) including a pedestrian trail along the north side is now under construction and will take one year to complete.
 - d. Florence Street (111th Street South) – The widening of Florence Street from Olive Avenue (129th E. Ave.) to Aspen Avenue (145th E. Ave.) from 2 lanes to 5 lanes along the east half mile and 3 lanes along the west half mile is expected to be in construction by the spring of 2020. When this project actually starts is a matter of timing. The current plan calls for the work to begin

around the time the Washington project wraps up. We want to be careful about traffic issues from having major east/west roads under construction.

- e. Other projects that we will be moving forward with in FY 2020 include:
 - i. Kenosha – Date Street to Main road widening utility relocation phase.
 - ii. New Orleans – Widen 3 lanes: Aspen to Olive.
 - iii. Reconstruction of the intersection of Aspen and Washington.
 - iv. Washington road-widening from Olive to Aspen.
 - v. Installation of sidewalks on New Orleans (both sides) from Aspen to Town Center Shopping Center. Connectivity project.
 - vi. Design of Houston – Lynn Lane to Hwy 51.
 - vii. Design of County Line Road widening and bridge project from Omaha to Albany.
 - viii. Widening of Albany – Lynn Lane to County Line Road.
 - ix. Finalize land acquisition and begin construction of our Senior Citizens Annex and new Armed Forces Facility.
 - x. New bike trail for connectivity on 1st Place from Washington to New Orleans.
 - xi. Complete foundation repairs to Fire Station #2.
- f. Adult Softball Complex – The design of the Adult Softball Complex and Miracle Field is complete, and the project went out to bid in April. Work should begin in July. The project construction costs are \$6 plus million. This complex is located at our Events Park and is expected to be completed in early summer of 2020.
- g. Southwest Park – The City recently completed the land trade with BAPS and now owns approximately 53 acres off Florence for the proposed new park. This acquisition allows us to design and construct a park along Florence Street near Aspen Creek Elementary School. This park will serve the entire southwestern portion of the community. Fortunately, voters approved \$3 million for the new park. I am recommending that we form a citizens committee to help the city design the park.
- h. We will start construction on replacement fire station #3 on County Line Road – late summer of 2019. Also, construction of replacement station #7 will begin in

spring of 2020. Funds for #7 are included in the proposed GOB sale for Year #2, which the Council will consider as part of the budget process.

4. **2018 General Obligation Bond (GOB) Package Implementation**
There are 90 projects totaling \$210,525,000 that voters approved last August. Listed in Attachment B for Council's consideration are the proposed projects for the Year #2 sale, which totals \$22,500,000. We will discuss these projects during the budget review process and finalize. The Year-2 package approved by Council will be sold in the October – December timeframe with funds available in January 2020.

5. **Center for the Creative Arts**
The City has committed approximately \$4 million from both GOB and surplus Vision 2025 funds for this important downtown initiative. To-date, about \$300,000 has been encumbered for architectural services.

It has been decided that we will only go out to bid for the first phase of the Center. It was confirmed last fall that operational funding has been secured by ArtsOK for the first 3 – 5 years of operations. A use agreement will have to be executed.

The architect for the project is currently working on the bid package. The site of the former AVB Bank on the corner of Dallas and South Main will be the location of the new facility. As a part of the project, AVB will donate the property to the City and demolish the existing buildings. Right now there are timing issues due to AVB still using the old building for operations. I have been advised that the bank is in the process of purchasing an existing facility in the Rose District to move their operations center. Thus, the project cannot begin until AVB has relocated. I still believe we will go out to bid before the end of FY 2020.

6. **Technology**
There are three (3) major initiatives underway that will dominate FY 2020 through 2022. They include:

- a. **Enterprise Resource Planning (ERP) Project.**
Phase I of our ERP is underway, with the goal to replace the early 1990's Legacy financial software system that has been updated several times, but is definitely well beyond its useful life. The acquisition and implementation of new software modules will be transforming for our organization. It is estimated the complete package will cost around \$6 million. Voters approved \$4 million in Proposition #4 of the 2018 GOB package. The remaining funds will come from utility revenue and 911 funding. Once a contract is awarded,

completion of the implementation will take three to four years.

b. Project Management Software.

A comprehensive management reporting program is needed to track GOB, BAMA, and STCI projects. Right now, the current status of projects and funding is completely decentralized. This must change as we literally have hundreds of projects that transcend multiple years. A contract for consulting services has been awarded to analyze how we do business and make recommendations on specifications for a software package. I would anticipate this enterprise will take approximately 18 months to fully implement.

c. Major upgrade of our Geographic Information Systems (GIS) capabilities

GIS is a system designed to capture, store, manipulate, analyze, and manage geographic data. GIS applications are tools that allow users to create interactive queries (user-created searches), analyze spatial information, edit data in maps, and present the results of all these operations. In the coming fiscal year, we will be combining all GIS operations and expanding our operations while creating a separate division in the Department of Engineering and Construction. This consolidation affects all personnel and operating expenses throughout the organization, and will maximize our efforts and improve our efficiency in this important area.

7. Organizational Planning

a. We are currently wrapping up our Comprehensive Master Plan update and an update to our Parks and Recreation Master Plan. These two very important documents will help guide our future for the next decade or longer. Currently, the public education and input phases are underway.

b. Creation of a Stormwater Advisory Committee

We have many potential stormwater management projects, with \$13,000,000 in funding from Propositions 5 & 6 of the 2018 GOB package. I believe we need a committee made up of two Councilmembers, city staff, and citizens to review, analyze and prioritize projects.

II. Broken Arrow Municipal Authority (BAMA)

1. Revenue and Expenditures

The total available revenues from all sources, including fund balance, for the Broken Arrow Municipal Authority is \$139,437,975. Total proposed expenditures, including transfers is \$129,847,800. This will leave \$9,590,175 for emergency reserves which meets our target of 90 days of operating expenditures.

2. Budget Considerations

a. Utility Rates.

In the fall of 2016, the City Council approved the outline of a five-year rate model for BAMA and the related increases for utility services during the five-year model period. The rate model covers the reasonable and customary estimated expenses for operations and pay-as-you-go capital improvements. It also covers the debt-service payments needed to fund \$90 million of our \$140 million capital improvement plan approved in 2016. The third year of the model has been approved, and the Council will consider as a part of the budget process the Year 4 increase to be effective October/November time-frame.

b. Remaining Major Capital Projects.

As a point of reference, in the fall of 2016, the notion of going to the voters for a GOB for the remaining \$50 million for projects was discussed, but later it was decided not to pursue this option.

I have Kenny Schwab, Assistant City Manager of Operations and our consultant, Black and Veatch, studying our current rate model to determine what additional adjustments will be necessary in the rates to accommodate debt-service for the funds to complete the \$50 million in proposed projects. The administration will present the findings when the study is complete.

c. Capital Improvement Projects

I have included \$6.63 million in the budget for “pay as you go” capital projects. Several of the highlights of “pay as you go” include:

- Utilities vehicles and equipment \$1,258,600
- 3 Refuse Trucks \$547,000
- Project Management Software \$200,000
- Various water lines \$455,000
- Stormwater vehicles and equipment \$827,500

I am also recommending we seek approval of \$17.79 million in Water Resources loans for several projects in the approved long-term capital plan.

d. Recycling

The Authority authorized implementing two (2) pilot programs for curbside recycling which are currently underway. Both pilots will last for approximately four months and include 500 residents for each pilot, with one pilot using both a garbage cart and a recycling cart and the other using only a recycling cart. The results of the pilot programs will be provided to the Authority in late summer 2019 for review and direction.

3. BAMA Personnel

Currently there are 252 employees in our BAMA departments. As part of the approval of the five-year rate model, the Authority approved approximately 34 new positions for BAMA departments. The fourth year full-time positions total 6 and include:

- a) Utility Department – 1 Crew Supervisor (sewer) and 1 Utilities Service Worker (sewer).
- b) Engineering and Construction Department – Assistant Director, Special Projects Manager, and a Stormwater Quality Coordinator.
- c) Stormwater – Service Worker.

Additionally, I am recommending 4 new positions not in the rate study:

- a) Sanitation - 2 Refuse Collectors, Sanitation Crew Leader and a Route Driver (Non CDL)

In terms of salary increases, I am recommending we mirror what is planned for the General Fund employees.

4. BAMA Work Plan Highlights

We will continue to work on the water and wastewater infrastructure as depicted in our five-year Capital Improvements Plan. A few of the projects that will be completed/started in FY 2020 include:

a) Water System Improvements.

- i. Pretreatment Basin Expansion – The design to expand the pretreatment basin at the Water Treatment Plant from 4 plate settlers to 8 plate settlers is complete and at the state level for review. Construction is underway and expected to be complete on this project in early Fall 2019. This project improves our overall treatment control and capacity. It will expand the plant capacity from 20 million gallons a day (MGD) to 30 MGD. The cost of construction is on the order of \$7 million.
- ii. Tiger Hill Water Storage Tank Restoration – The City of Broken Arrow has 10 million gallons of storage in the low pressure plane which serves about 85% of the community. Four (4) million gallons is stored in the facilities on Tiger Hill. The oldest tank was commissioned for use in 1962, whereas the remaining two tanks were commissioned for use in 1976 and 1979 respectively. We are currently in the process of restoring and rehabilitating these tanks. The restoration of the first tank will begin this fall after the peak use of summer declines. The cost to restore the first tank is about \$800,000.

b) Wastewater System Improvements

- i. County Line Trunk Sewer Replacement – The County Trunk Sewer was constructed in 1984. It extends from Washington Street (91st Street South) south to the Lynn Lane Wastewater Treatment facility. It serves the north and eastern part of the community and transports untreated wastewater to the treatment plant near the Arkansas River. The system consists of large diameter concrete pipe that is nearing the end of its functional life. This project will be separated into phases and will begin at the downstream portions first. The City of Broken Arrow has entered into a Consent Order with the state to address this stretch of sewer line. The project was bid in April and construction is expected to begin June 2019. The cost of construction for the first phase, which runs from the plant to the Creek Turnpike, is on the order of \$15,000,000.
- ii. Haikey Creek Plant Grit Facility Upgrade – The Broken Arrow Municipal Authority jointly owns the Haikey Creek Wastewater Treatment Facility with the Tulsa Metropolitan Utility Authority (City of Tulsa). This plant was constructed in 1972.
- iii. The two entities have been involved in a major overhaul and upgrade of several facilities and processes at the plant. A few of the projects include: construction of a new Haikey Creek lift station, revamping an existing Flow Equalization basin (FEB), constructing a new FEB, and installing a parallel force main from Haikey Creek lift station to the plant. This year the existing grit facility will be revamped and upgraded. The project was bid in April 2019 and is expected to begin in July. The cost of construction is about \$3 million with half of it the responsibility of the Authority.
- iv. Haikey Creek Plant Aeration Basin Improvements – The aeration basins are the primary treatment operations at the plant. The current structure is the original construction dating back to 1972. The process is permitted for 16 million gallons a day (16 MGD), but through new Department of Environmental Quality regulations is only rated at 12 MGD. Through operational wear on the system, the current aeration process can only treat about 10 to 11 MGD. The design for the improved system is complete and will bid in May 2019. Construction is expected to begin in August 2019, and will take about 18 to 20 months to complete. The cost of construction is about \$21 million with half of that cost as the responsibility of the Authority.

III. Sales Tax Capital Improvement Fund

The Sales Tax Capital Improvement (STCI) Fund was established in 1970 and is .5% of the 3.55% municipal sales tax. The fund pays for a variety of public improvements including vehicles, police units, fire trucks, ambulances, construction equipment, computer equipment, building improvements, road maintenance and park improvements. A substantial fund balance is maintained to ensure funding is available for emergency capital expenditures.

Revenue for FY 2019-20 is estimated at \$7,562,600. The beginning fund balance is \$10,184,206 of which \$900,000 is reserved for Debt Service.

Some of the proposed capital projects that total \$7,905,241 include the following projects and programs are listed below. A complete listing of proposed expenditures is in the budget in the section on STCI:

- Street and Stormwater Equipment \$991,500
- Police Vehicles \$470,000- 5 additional vehicles are also budgeted for in the Police Fund for the new officers
- 3 new ambulances- Lease purchase
- Fire Station 2 foundation repair \$400,000
- 2 Fire Administration vehicles
- Equipment and repairs for Battle Creek \$120,000
- Debt service to pay for the Bass Pro Building \$1,950,000.

Total expenditures are projected to be \$9,855,241 and the ending fund balance is projected to be \$7,904,565.

IV. Broken Arrow Economic Development Authority

The Broken Arrow Economic Development Authority was created to encourage development of industry, retail and commerce, as well as and other related activities on behalf of the City. We also have a contract with the Economic Development Corporation (EDC) for economic development services.

There is presently no general-purpose funding source for BAEDA. As a result, expenditures are ultimately funded through the General Fund, BAMA or the Sales Tax Capital Improvement Fund.

The sole direct revenue source for BAEDA is revenue generated from the Downtown Tax Increment Financing District. Those revenues are restricted to fund the debt service within the TIF and repayment of TIF expenditures.

For Fiscal Year 2020, transfers from General Fund and BAMA are \$900,000. These transfers pay for contractual agreements with the Economic Development Corporation, economic development programs managed by the Tulsa Metro Chamber and economic development incentives.

Conclusion

The City Council and City Administration understand that choices made today impact future spending decisions. Our effective short and long-term financial, economic, and programmatic planning strategies will help ensure that Broken Arrow can continue to provide the level of services that residents desire, while maintaining the modest tax implications taxpayers have come to expect. I believe that the initiatives and spending priorities recommended in this budget submission reflect not only the goals of the City Council, but also the priorities of the residents and taxpayers of BA.

In closing, this year's budget document is the product of many hours of hard work by the entire City's Leadership Team and staff. It represents a sound financial plan that provides the resources needed to maintain a high level of public services to our citizens and the funds required to reinvest in our infrastructure.

The Department Directors and their staffs prepared their individual budgets. Staff members from our Finance Department contributed many hours to prepare the Budget. Special recognition goes to Cindy Arnold and her team for their many hours of commitment and dedication to this budget. The team work demonstrated in preparing this budget is an outstanding example of how the City employees are working to serve the best interests of the City of Broken Arrow. We look forward to discussing the proposed plan with the governing body.

Respectfully Submitted,

A handwritten signature in black ink, reading "Michael L. Spurgeon". The signature is written in a cursive, flowing style.

Michael L. Spurgeon
City Manager

cc: Russell Gale, Assistant City Manager – Administration
Kenny Schwab, Assistant City Manager – Operations
Cindy Arnold, Finance Director



PRINCIPAL OFFICIALS

MAYOR AND CITY COUNCIL

Honorable Craig Thurmond, Mayor (Ward II)
Honorable Scott Eudey, Vice Mayor (Ward IV)

Honorable Debra Wimpee (Ward I)
Honorable Christi Gillespie (Ward III)
Honorable Johnnie Parks (At-Large)

ADMINISTRATION

Michael Spurgeon, City Manager
Russell Gale, Assistant City Manager – Administration
Kenneth Schwab, Assistant City Manager - Operations

Cynthia Arnold, Finance Director/Treasurer
Brandon Berryhill, Chief of Police
Larry Curtis, Acting Development Services Director
Trevor Dennis, City Attorney
Rocky Henkel, Streets/Stormwater Director
Matt Hendren, Acting Parks and Recreation Director
Jannette McCormick, Human Resources Director
Alex Mills, Engineering/Construction Director
Jeremy Moore, Fire Chief
Stephen Steward, Information Technology Director
Charles Vokes, Utility Department Director
Lee Zirk, General Services Director

Thank you to the City Clerk's office for the
printing and binding of the budget book.

FY2020 BUDGET

FY2021 FINANCIAL PLAN



OUR MISSION

To lead with character and excellence;

To provide exceptional services in a responsive, caring manner with a professional attitude;

To establish an environment that fosters growth and enhances the quality of life for all citizens.

OUR VISION

The City of Broken Arrow will set the standard by providing the best municipal programs and services in our region, while promoting a positive environment for families, business, community organizations and visitor. Broken Arrow will be a community that we are proud to call home.

OUR CORE VALUES

Excellence refers to an attitude that is pervasive in all we do. We strive to excel in our provision of programs and services, to do and be the best we can. Superior quality is our goal.

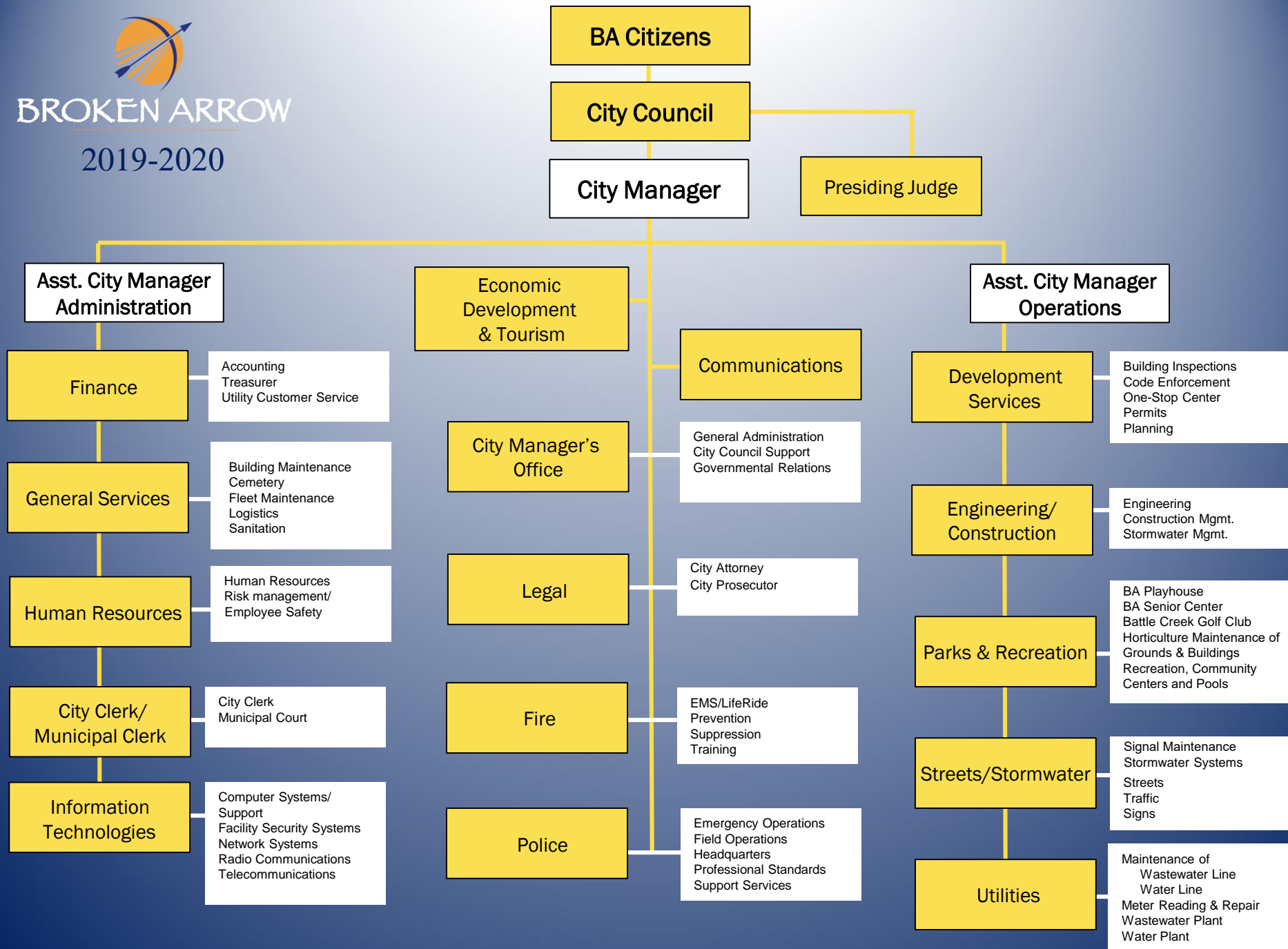
Character encompasses all the many traits that make up good character. It also refers to the Character program that the City has adopted and is incorporating into our every day work habits.

Leadership relates to the value of striving to be the organization that others look to for solutions. We want to be on the cutting edge in terms of resolving problems, finding innovative and creative solutions. The City government organization will take charge and guide the community into the future.



BROKEN ARROW

2019-2020



**CITY OF BROKEN ARROW
TABLE OF CONTENTS
FY2020 BUDGET
FY2021 FINANCIAL PLAN**

BUDGET SUMMARY 2020.....	i
FINANCIAL PLAN 2021.....	ix
CITY OF BROKEN ARROW BUDGET SUMMARY 2020.....	xvii
CITY OF BROKEN ARROW REVENUE SOURCES 2020.....	xviii
CITY OF BROKEN ARROW BUDGET EXPENDITURES 2020.....	xix
GENERAL FUND BUDGET RESOURCES 2020.....	xx
GENERAL FUND BUDGET EXPENSES BY DEPARTMENT 2020.....	xxi
GENERAL FUND EXPENSE BY CLASSIFICATION 2020.....	xxii
GENERAL FUND BUDGETED PERSONNEL EXPENDITURES BY DEPARTMENT...	xxiii
POLICE SALES TAX FUND EXPENSES BY CLASSIFICATION.....	xxiv
FIRE SALES TAX FUND EXPENSES BY CLASSIFICATION.....	xxv
BAMA REVENUE RESOURCES 2020.....	xxvi
BAMA EXPENSES BY DIVISION 2020.....	xxvii
BAMA EXPENSES BY CLASSIFICATION 2020.....	xxviii
BAMA BUDGETED PERSONNEL EXPENDITURES BY DEPARTMENT.....	xxix
POSITION STATUS REPORT.....	xxx
GENERAL FUND BUDGET COMPLIANCE POLICY.....	xxxvi
ANNUAL BUDGET PREPARATION.....	xxxviii
BUDGET CALENDAR.....	xlii
DEBT SERVICE.....	xlili
BUDGET RESOLUTION.....	xlvi
RESERVE POLICY.....	xlvi

GENERAL FUND

REVENUE SUMMARY.....	1
ACTUAL EXPENDITURES 2018.....	4
BUDGETED EXPENDITURES 2019.....	5
ESTIMATED ACTUAL EXPENDITURES 2019.....	6
BUDGETED EXPENDITURES 2020.....	7
BUDGETED EXPENDITURES 2021.....	8
DEPARTMENTAL BUDGETS:	
CITY MANAGER.....	9
FINANCE.....	13
CITY ATTORNEY.....	15
HUMAN RESOURCES.....	17
INFORMATION TECHNOLOGIES.....	21
COMMUNITY DEVELOPMENT.....	23
GENERAL GOVERNMENT.....	30
CITY/COURT CLERKS.....	33
GENERAL SERVICES.....	36
STREET/STORMWATER.....	39
PARKS AND RECREATION.....	44

**CITY OF BROKEN ARROW
TABLE OF CONTENTS
FY2020 BUDGET
FY2021 FINANCIAL PLAN**

BROKEN ARROW MUNICIPAL AUTHORITY (BAMA)

FINANCIAL PLAN 2020-2021.....	55
CHARGES FOR SERVICES.....	56
FINANCIAL PLAN 2019.....	57
ESTIMATED ACTUAL EXPENDITURES 2019.....	58
FINANCIAL PLAN 2020.....	59
FINANCIAL PLAN 2021.....	60
DEPARTMENTAL BUDGETS:	
OFFICE OF THE CITY MANAGER.....	61
FINANCE.....	63
GENERAL GOVERNMENT.....	65
GENERAL SERVICES.....	67
CONSTRUCTION/ENGINEERING.....	76
STREET/STORMWATER.....	81
UTILITIES.....	84
CAPITAL OUTLAY.....	96

OTHER FUNDS

GOVERNMENTAL:

SPECIAL REVENUE:

EXCESS CAPACITY SEWER ESCROW.....	104
STORMWATER CAPITAL.....	106
CONVENTION & VISITORS BUREAU.....	108
SALES TAX CAPITAL IMPROVEMENTS.....	110
POLICE ENHANCEMENT.....	117
PARK AND RECREATION CAPITAL IMPROVEMENTS.....	119
CEMETERY CARE.....	121
STREET AND ALLEY.....	122
HOUSING AND URBAN DEVELOPMENT.....	124
E-911.....	126
CRIME PREVENTION.....	128
BATTLE CREEK GOLF COURSE.....	130
ALCOHOL ENFORCEMENT.....	131
STREET LIGHTS	133

**CITY OF BROKEN ARROW
TABLE OF CONTENTS
FY2020 BUDGET
FY2021 FINANCIAL PLAN**

OTHER FUNDS (CONTINUED)

GOVERNMENTAL (CONTINUED):

STREET SALES TAX.....	135
POLICE SALES TAX.....	138
FIRE SALES TAX.....	147
WAGONER COUNTY FIRE SALES TAX.....	156
CITY CLERK TECHNOLOGY FEE.....	157
1994 TAXABLE GENERAL OBLIGATION BOND ISSUE.....	159
2008 GENERAL OBLIGATION BOND ISSUE.....	161
INTERNAL SERVICE FUNDS:	
WORKERS' COMPENSATION.....	163
GROUP HEALTH AND LIFE.....	164
DEBT SERVICE FUND.....	165
BROKEN ARROW ECONOMIC DEVELOPMENT AUTHORITY.....	169
2011 GENERAL OBLIGATION BOND ISSUE.....	170
2014 GENERAL OBLIGATION BOND ISSUE.....	172
2018 GENERAL OBLIGATION BOND ISSUE.....	175

ACRONYMS & GLOSSARY:

ACRONYMS & GLOSSARY.....	178
--------------------------	-----

APPENDICES:

A: PREVENTATIVE MAINTENANCE.....	182
B: 2018 GO BOND PROGRAM - LIST OF PROPOSED PROJECTS.....	183

**CITY OF BROKEN ARROW
BUDGET SUMMARY
FISCAL YEAR 2020**

DESCRIPTION	GENERAL FUND 10	BROKEN ARROW MUNICIPAL AUTHORITY 20	EXCESS CAPACITY SEWER ESCROW 25	STORMWATER MANAGEMENT CAPITAL 26
Revenues:				
Taxes	47,176,900	-	-	-
Licenses & Permits	890,700	-	-	-
Intergovernmental	410,000	-	-	-
Charges For Services	11,194,000	48,558,300	178,900	220,578
Fines, Forfeitures & Assessments	1,502,700	976,000	-	-
Interest	34,000	13,000	1,000	1,000
Miscellaneous	1,301,200	125,000	-	-
Total Revenues	62,509,500	49,672,300	179,900	221,578
Other Financing Sources:				
Transfer of Fund Balance for Prior Year Capital Projects	-	361,000	-	-
OWRB Proceeds from Prior Years	-	6,000,000	-	-
Transfers In	16,536,500	15,136,500	-	-
Bond/Note Proceeds	-	57,136,900	-	-
Total Other Financing Sources	16,536,500	78,634,400	-	-
Total Revenues & Sources	79,046,000	128,306,700	179,900	221,578
Beginning Reserved Fund Balance:				
Emergency Reserve	5,900,460	11,131,275	-	-
Compensated Absences	2,828,770	-	-	-
Capital Projects	-	-	1,305,142	1,096,878
Debt Service	-	-	-	-
Other Purposes	7,268,290	-	-	-
Total Beginning Reserved Fund Balance	15,997,520	11,131,275	1,305,142	1,096,878
Total Sources	95,043,520	139,437,975	1,485,042	1,318,456
Expenditures				
Personal Services	14,955,320	18,747,500	-	-
Other Services and Charges	5,131,700	14,156,400	-	-
Materials and Supplies	1,373,800	5,319,300	-	-
Capital Outlay	-	62,708,100	250,000	530,500
Fiscal Agent Fees	-	-	-	-
Debt Service	-	13,180,000	-	-
Total Expenditures	21,460,820	114,111,300	250,000	530,500
Other Financing Uses-				
Transfers Out	57,567,904	15,736,500	-	-
Bond Issuance Costs	-	-	-	-
Total Other Financing Uses	57,567,904	15,736,500	-	-
Total Expenditures & Uses	79,028,724	129,847,800	250,000	530,500
Ending Reserved Fund Balance:				
Emergency Reserve	9,131,864	9,590,175	-	-
Compensated Absences	3,000,000	-	-	-
Capital Projects	3,882,931	-	1,235,042	787,956
Debt Service	-	-	-	-
Other Purposes	-	-	-	-
Total Ending Reserved Fund Balance	16,014,796	9,590,175	1,235,042	787,956
Total Budget	95,043,520	139,437,975	1,485,042	1,318,456

**CITY OF BROKEN ARROW
BUDGET SUMMARY
FISCAL YEAR 2020**

DESCRIPTION	CONVENTION & VISITORS BUREAU 27	SALES TAX CAPITAL IMPROVEMENT 30	POLICE ENHANCEMENT 31	PARK AND RECREATION CAPITAL IMPROVEMENT 32
Revenues:				
Taxes	585,000	7,562,600	-	-
Licenses & Permits	-	-	-	-
Intergovernmental	-	-	-	-
Charges For Services	-	-	-	165,000
Fines, Forfeitures & Assessments	-	-	57,500	-
Interest	450	13,000	-	500
Miscellaneous	-	-	-	30,000
Total Revenues	585,450	7,575,600	57,500	195,500
Other Financing Sources:				
Transfer of Fund Balance for Prior Year Capital Projects	-	-	-	-
OWRB Proceeds from Prior Years	-	-	-	-
Transfers In	-	-	-	-
Bond/Note Proceeds	-	-	-	-
Total Other Financing Sources	-	-	-	-
Total Revenues & Sources	585,450	7,575,600	57,500	195,500
Beginning Reserved Fund Balance:				
Emergency Reserve	-	-	-	-
Compensated Absences	-	-	-	-
Capital Projects	-	9,284,206	-	444,792
Debt Service	-	900,000	-	-
Other Purposes	567,894	-	185,192	-
Total Beginning Reserved Fund Balance	567,894	10,184,206	185,192	444,792
Total Sources	1,153,344	17,759,806	242,692	640,292
Expenditures				
Personal Services	-	-	-	-
Other Services and Charges	303,400	-	89,200	-
Materials and Supplies	7,500	-	42,400	-
Capital Outlay	-	7,905,241	20,000	353,000
Fiscal Agent Fees	-	-	-	-
Debt Service	-	1,950,000	-	-
Total Expenditures	310,900	9,855,241	151,600	353,000
Other Financing Uses-				
Transfers Out	225,000	-	-	-
Bond Issuance Costs	-	-	-	-
Total Other Financing Uses	225,000	-	-	-
Total Expenditures & Uses	535,900	9,855,241	151,600	353,000
Ending Reserved Fund Balance:				
Emergency Reserve	-	-	-	-
Compensated Absences	-	-	-	-
Capital Projects	-	7,004,565	-	287,292
Debt Service	-	900,000	-	-
Other Purposes	617,444	-	91,092	-
Total Ending Reserved Fund Balance	617,444	7,904,565	91,092	287,292
Total Budget	1,153,344	17,759,806	242,692	640,292

**CITY OF BROKEN ARROW
BUDGET SUMMARY
FISCAL YEAR 2020**

DESCRIPTION	CEMETERY CARE 33	STREET AND ALLEY 34	HOUSING AND URBAN DEVELOPMENT 35	E-911 36
Revenues:				
Taxes	-	-	-	-
Licenses & Permits	-	-	-	-
Intergovernmental	-	1,010,000	927,485	-
Charges For Services	42,000	-	-	1,100,000
Fines, Forfeitures & Assessments	-	-	-	-
Interest	250	650	-	1,200
Miscellaneous	-	-	-	-
Total Revenues	42,250	1,010,650	927,485	1,101,200
Other Financing Sources:				
Transfer of Fund Balance for Prior Year Capital Projects	-	-	-	-
OWRB Proceeds from Prior Years	-	-	-	-
Transfers In	-	-	-	-
Bond/Note Proceeds	-	-	-	-
Total Other Financing Sources	-	-	-	-
Total Revenues & Sources	42,250	1,010,650	927,485	1,101,200
Beginning Reserved Fund Balance:				
Emergency Reserve	-	-	-	-
Compensated Absences	-	-	-	-
Capital Projects	276,151	-	-	-
Debt Service	-	-	-	-
Other Purposes	-	1,537,443	263,157	2,272,285
Total Beginning Reserved Fund Balance	276,151	1,537,443	263,157	2,272,285
Total Sources	318,401	2,548,093	1,190,642	3,373,485
Expenditures				
Personal Services	-	-	-	-
Other Services and Charges	-	-	69,210	-
Materials and Supplies	-	-	-	-
Capital Outlay	-	100,000	858,275	1,550,000
Fiscal Agent Fees	-	-	-	-
Debt Service	-	-	-	-
Total Expenditures	-	100,000	927,485	1,550,000
Other Financing Uses-				
Transfers Out	-	1,000,000	-	720,000
Bond Issuance Costs	-	-	-	-
Total Other Financing Uses	-	1,000,000	-	720,000
Total Expenditures & Uses	-	1,100,000	927,485	2,270,000
Ending Reserved Fund Balance:				
Emergency Reserve	-	-	-	-
Compensated Absences	-	-	-	-
Capital Projects	318,401	-	-	-
Debt Service	-	-	-	-
Other Purposes	-	1,448,093	263,157	1,103,485
Total Ending Reserved Fund Balance	318,401	1,448,093	263,157	1,103,485
Total Budget	318,401	2,548,093	1,190,642	3,373,485

**CITY OF BROKEN ARROW
BUDGET SUMMARY
FISCAL YEAR 2020**

DESCRIPTION	CRIME PREVENTION 37	BATTLE CREEK GOLF COURSE 40	ALCOHOL ENFORCEMENT 41	STREET LIGHTING 42
Revenues:				
Taxes	-	-	-	-
Licenses & Permits	-	-	-	-
Intergovernmental	85,000	-	-	-
Charges For Services	-	1,551,900	7,500	680,000
Fines, Forfeitures & Assessments	-	-	-	-
Interest	250	-	55	600
Miscellaneous	-	-	-	-
Total Revenues	85,250	1,551,900	7,555	680,600
Other Financing Sources:				
Transfer of Fund Balance for Prior Year Capital Projects	-	-	-	-
OWRB Proceeds from Prior Years	-	-	-	-
Transfers In	-	-	-	-
Bond/Note Proceeds	-	-	-	-
Total Other Financing Sources	-	-	-	-
Total Revenues & Sources	85,250	1,551,900	7,555	680,600
Beginning Reserved Fund Balance:				
Emergency Reserve	-	-	-	-
Compensated Absences	-	-	-	-
Capital Projects	-	-	-	-
Debt Service	-	-	-	-
Other Purposes	179,394	48,474	91,502	145,694
Total Beginning Reserved Fund Balance	179,394	48,474	91,502	145,694
Total Sources	264,644	1,600,374	99,057	826,294
Expenditures				
Personal Services	-	-	-	-
Other Services and Charges	77,100	1,150,500	5,000	460,000
Materials and Supplies	21,300	400,000	15,000	191,000
Capital Outlay	-	-	-	*
Fiscal Agent Fees	-	-	-	-
Debt Service	-	-	-	-
Total Expenditures	98,400	1,550,500	20,000	651,000
Other Financing Uses-				
Transfers Out	-	-	-	-
Bond Issuance Costs	-	-	-	-
Total Other Financing Uses	-	-	-	-
Total Expenditures & Uses	98,400	1,550,500	20,000	651,000
Ending Reserved Fund Balance:				
Emergency Reserve	-	-	-	-
Compensated Absences	-	-	-	-
Capital Projects	-	-	-	-
Debt Service	-	-	-	-
Other Purposes	166,244	49,874	79,057	175,294
Total Ending Reserved Fund Balance	166,244	49,874	79,057	175,294
Total Budget	264,644	1,600,374	99,057	826,294

**CITY OF BROKEN ARROW
BUDGET SUMMARY
FISCAL YEAR 2020**

DESCRIPTION	STREET SALES TAX 43	POLICE SALES TAX 44	FIRE SALES TAX 45	CITY CLERK TECHNOLOGY FEE 46
Revenues:				
Taxes	3,781,100	2,268,700	2,268,700	-
Licenses & Permits	-	-	-	-
Intergovernmental	-	100,000	-	-
Charges For Services	-	-	-	-
Fines, Forfeitures & Assessments	-	-	-	50,000
Interest	3,500	4,500	3,000	-
Miscellaneous	-	10,000	5,000	-
Total Revenues	3,784,600	2,383,200	2,276,700	50,000
Other Financing Sources:				
Transfer of Fund Balance for Prior Year Capital Projects	-	-	-	-
OWRB Proceeds from Prior Years	-	-	-	-
Transfers In	-	23,660,987	19,190,417	-
Bond/Note Proceeds	-	-	-	-
Total Other Financing Sources	-	23,660,987	19,190,417	-
Total Revenues & Sources	3,784,600	26,044,187	21,467,117	50,000
Beginning Reserved Fund Balance:				
Emergency Reserve	-	-	-	-
Compensated Absences	-	-	-	-
Capital Projects	1,830,265	-	-	-
Debt Service	-	-	-	-
Other Purposes	-	5,871,358	662,435	35,000
Total Beginning Reserved Fund Balance	1,830,265	5,871,358	662,435	35,000
Total Sources	5,614,865	31,915,545	22,129,552	85,000
Expenditures				
Personal Services	-	21,675,000	19,445,400	-
Other Services and Charges	-	1,803,300	1,005,800	20,000
Materials and Supplies	-	1,112,700	877,800	-
Capital Outlay	5,359,600	753,000	305,200	-
Fiscal Agent Fees	-	-	-	-
Debt Service	-	-	-	-
Total Expenditures	5,359,600	25,344,000	21,634,200	20,000
Other Financing Uses-				
Transfers Out	-	-	-	-
Bond Issuance Costs	-	-	-	-
Total Other Financing Uses	-	-	-	-
Total Expenditures & Uses	5,359,600	25,344,000	21,634,200	20,000
Ending Reserved Fund Balance:				
Emergency Reserve	-	-	-	-
Compensated Absences	-	-	-	-
Capital Projects	255,265	-	-	-
Debt Service	-	-	-	-
Other Purposes	-	6,571,545	495,352	65,000
Total Ending Reserved Fund Balance	255,265	6,571,545	495,352	65,000
Total Budget	5,614,865	31,915,545	22,129,552	85,000

**CITY OF BROKEN ARROW
BUDGET SUMMARY
FISCAL YEAR 2020**

DESCRIPTION	1994 BOND ISSUE 55	2008 BOND ISSUE 59	WORKERS COMPENSATION 60	GROUP HEALTH & LIFE 61
Revenues:				
Taxes	-	-	-	-
Licenses & Permits	-	-	-	-
Intergovernmental	-	-	-	-
Charges For Services	-	-	1,472,000	9,597,000
Fines, Forfeitures & Assessments	-	-	-	-
Interest	-	10,000	1,500	1,600
Miscellaneous	-	-	-	-
Total Revenues	-	10,000	1,473,500	9,598,600
Other Financing Sources:				
Transfer of Fund Balance for Prior Year Capital Projects	-	-	-	-
OWRB Proceeds from Prior Years	-	-	-	-
Transfers In	-	-	-	-
Bond/Note Proceeds	-	-	-	-
Total Other Financing Sources	-	-	-	-
Total Revenues & Sources	-	10,000	1,473,500	9,598,600
Beginning Reserved Fund Balance:				
Emergency Reserve	-	-	-	-
Compensated Absences	-	-	-	-
Capital Projects	196,940	2,007,407	-	-
Debt Service	-	-	-	-
Other Purposes	-	-	(3,208,956)	609,625
Total Beginning Reserved Fund Balance	196,940	2,007,407	(3,208,956)	609,625
Total Sources	196,940	2,017,407	(1,735,456)	10,208,225
Expenditures				
Personal Services	-	-	-	-
Other Services and Charges	-	-	1,300,000	9,200,000
Materials and Supplies	-	-	-	-
Capital Outlay	196,940	2,017,407	-	-
Fiscal Agent Fees	-	-	-	-
Debt Service	-	-	-	-
Total Expenditures	196,940	2,017,407	1,300,000	9,200,000
Other Financing Uses-				
Transfers Out	-	-	-	-
Bond Issuance Costs	-	-	-	-
Total Other Financing Uses	-	-	-	-
Total Expenditures & Uses	196,940	2,017,407	1,300,000	9,200,000
Ending Reserved Fund Balance:				
Emergency Reserve	-	-	-	-
Compensated Absences	-	-	-	-
Capital Projects	-	-	-	-
Debt Service	-	-	-	-
Other Purposes	-	-	(3,035,456)	1,008,225
Total Ending Reserved Fund Balance	-	-	(3,035,456)	1,008,225
Total Budget	196,940	2,017,407	(1,735,456)	10,208,225

**CITY OF BROKEN ARROW
BUDGET SUMMARY
FISCAL YEAR 2020**

DESCRIPTION	DEBT SERVICE 70	BROKEN ARROW ECONOMIC DEVELOPMENT AUTHORITY 87	2011 BOND ISSUE 91	2014 BOND ISSUE 92
Revenues:				
Taxes	16,100,000	-	-	-
Licenses & Permits	-	-	-	-
Intergovernmental	-	-	-	-
Charges For Services	-	-	-	-
Fines, Forfeitures & Assessments	-	-	-	-
Interest	175,000	18,000	50,000	200,000
Miscellaneous	-	1,277,749	-	-
Total Revenues	16,275,000	1,295,749	50,000	200,000
Other Financing Sources:				
Transfer of Fund Balance for Prior Year Capital Projects	-	-	-	-
OWRB Proceeds from Prior Years	-	-	-	-
Transfers In	-	900,000	-	-
Bond/Note Proceeds	-	-	-	-
Total Other Financing Sources	-	900,000	-	-
Total Revenues & Sources	16,275,000	2,195,749	50,000	200,000
Beginning Reserved Fund Balance:				
Emergency Reserve	-	-	-	-
Compensated Absences	-	-	-	-
Capital Projects	-	-	7,461,891	30,982,750
Debt Service	10,846,017	-	-	-
Other Purposes	-	(7,145,895)	-	-
Total Beginning Reserved Fund Balance	10,846,017	(7,145,895)	7,461,891	30,982,750
Total Sources	27,121,017	(4,950,146)	7,511,891	31,182,750
Expenditures				
Personal Services	-	-	-	-
Other Services and Charges	-	812,500	-	-
Materials and Supplies	-	-	-	-
Capital Outlay	-	-	7,511,891	31,182,750
Fiscal Agent Fees	11,125	-	-	-
Debt Service	15,173,013	970,000	-	-
Total Expenditures	15,184,138	1,782,500	7,511,891	31,182,750
Other Financing Uses-				
Transfers Out	1,185,000	-	-	-
Bond Issuance Costs	-	-	-	-
Total Other Financing Uses	1,185,000	-	-	-
Total Expenditures & Uses	16,369,138	1,782,500	7,511,891	31,182,750
Ending Reserved Fund Balance:				
Emergency Reserve	-	-	-	-
Compensated Absences	-	-	-	-
Capital Projects	-	-	-	-
Debt Service	10,751,878	-	-	-
Other Purposes	-	(6,732,646)	-	-
Total Ending Reserved Fund Balance	10,751,878	(6,732,646)	-	-
Total Budget	27,121,017	(4,950,146)	7,511,891	31,182,750

**CITY OF BROKEN ARROW
BUDGET SUMMARY
FISCAL YEAR 2020**

DESCRIPTION	2018 BOND ISSUE 93	TOTAL
Revenues:		
Taxes	-	79,743,000
Licenses & Permits	-	890,700
Intergovernmental	-	2,532,485
Charges For Services	-	74,767,178
Fines, Forfeitures & Assessments	-	2,586,200
Interest	160,000	693,055
Miscellaneous	-	2,748,949
Total Revenues	160,000	163,961,567
Other Financing Sources:		
Transfer of Fund Balance for Prior Year Capital Projects	-	361,000
OWRB Proceeds from Prior Years	-	6,000,000
Transfers In	-	75,424,404
Bond/Note Proceeds	22,500,000	79,636,900
Total Other Financing Sources	22,500,000	161,422,304
Total Revenues & Sources	22,660,000	325,383,871
Beginning Reserved Fund Balance:		
Emergency Reserve	-	17,031,735
Compensated Absences	-	2,828,770
Capital Projects	12,503,500	67,389,922
Debt Service	-	11,746,017
Other Purposes	-	9,382,892
Total Beginning Reserved Fund Balance	12,503,500	108,379,335
Total Sources	35,163,500	433,763,206
Expenditures		
Personal Services	-	74,823,220
Other Services and Charges	-	35,584,110
Materials and Supplies	-	9,360,800
Capital Outlay	34,992,000	156,593,904
Fiscal Agent Fees	-	11,125
Debt Service	-	31,273,013
Total Expenditures	34,992,000	307,646,172
Other Financing Uses-		
Transfers Out	-	76,434,404
Bond Issuance Costs	150,000	150,000
Total Other Financing Uses	150,000	76,584,404
Total Expenditures & Uses	35,142,000	384,230,576
Ending Reserved Fund Balance:		
Emergency Reserve	-	18,722,039
Compensated Absences	-	3,000,000
Capital Projects	21,500	13,792,952
Debt Service	-	11,651,878
Other Purposes	-	2,365,760
Total Ending Reserved Fund Balance	21,500	49,532,630
Total Budget	35,163,500	433,763,206

**CITY OF BROKEN ARROW
FINANCIAL PLAN SUMMARY
FISCAL YEAR 2021**

DESCRIPTION	GENERAL FUND 10	BROKEN ARROW MUNICIPAL AUTHORITY 20	EXCESS CAPACITY SEWER ESCROW 25	STORMWATER MANAGEMENT CAPITAL 26
Revenues:				
Taxes	48,123,435	-	-	-
Licenses & Permits	920,000	-	-	-
Intergovernmental	420,000	-	-	-
Charges For Services	11,611,300	51,314,000	182,478	224,990
Fines, Forfeitures & Assessments	1,505,810	985,000	-	-
Interest	34,000	14,500	1,000	1,000
Miscellaneous	1,301,200	125,000	-	-
Total Revenues	63,915,745	52,438,500	183,478	225,990
Other Financing Sources:				
Transfers In	16,810,300	15,420,300	-	-
Bond/Note Proceeds	-	1,818,500	-	-
Total Other Financing Sources	16,810,300	17,238,800	-	-
Total Revenues & Sources	80,726,045	69,677,300	183,478	225,990
Beginning Reserved Fund Balance:				
Emergency Reserve	9,131,864	9,590,175	-	-
Compensated Absences	3,000,000	-	-	-
Capital Projects	3,882,931	-	1,235,042	787,956
Debt Service	-	-	-	-
Other Purposes	-	-	-	-
Total Beginning Reserved Fund Balance	16,014,796	9,590,175	1,235,042	787,956
Total Sources	96,740,841	79,267,475	1,418,520	1,013,946
Expenditures				
Personal Services	15,293,020	19,156,836	-	-
Other Services and Charges	5,546,400	14,213,900	-	-
Materials and Supplies	1,356,800	5,306,800	-	-
Capital Outlay	-	1,818,500	250,000	325,000
Fiscal Agent Fees	-	-	-	-
Debt Service	-	14,180,000	-	-
Total Expenditures	22,196,220	54,676,036	250,000	325,000
Other Financing Uses-				
Transfers Out	58,204,692	16,039,200	-	-
Bond Issuance Costs	-	-	-	-
Total Other Financing Uses	58,204,692	16,039,200	-	-
Total Expenditures & Uses	80,400,912	70,715,236	250,000	325,000
Ending Reserved Fund Balance:				
Emergency Reserve	9,376,425	9,590,175	-	-
Compensated Absences	3,000,000	-	-	-
Capital Projects	3,963,504	-	1,168,520	688,946
Debt Service	-	-	-	-
Other Purposes	-	-	-	-
Total Ending Reserved Fund Balance	16,339,929	9,590,175	1,168,520	688,946
Total Budget	96,740,841	80,305,411	1,418,520	1,013,946

**CITY OF BROKEN ARROW
FINANCIAL PLAN SUMMARY
FISCAL YEAR 2021**

DESCRIPTION	CONVENTION & VISITORS BUREAU 27	SALES TAX CAPITAL IMPROVEMENT 30	POLICE ENHANCEMENT 31	PARK AND RECREATION CAPITAL IMPROVEMENT 32
Revenues:				
Taxes	590,000	7,713,900	-	-
Licenses & Permits	-	-	-	-
Intergovernmental	-	-	-	-
Charges For Services	-	-	-	170,000
Fines, Forfeitures & Assessments	-	-	62,500	-
Interest	475	13,225	-	500
Miscellaneous	-	-	-	30,000
Total Revenues	590,475	7,727,125	62,500	200,500
Other Financing Sources:				
Transfers In	-	-	-	-
Bond/Note Proceeds	-	-	-	-
Total Other Financing Sources	-	-	-	-
Total Revenues & Sources	590,475	7,727,125	62,500	200,500
Beginning Reserved Fund Balance:				
Emergency Reserve	-	-	-	-
Compensated Absences	-	-	-	-
Capital Projects	-	7,004,565	-	287,292
Debt Service	-	900,000	-	-
Other Purposes	617,444	-	91,092	-
Total Beginning Reserved Fund Balance	617,444	7,904,565	91,092	287,292
Total Sources	1,207,919	15,631,690	153,592	487,792
Expenditures				
Personal Services	-	-	-	-
Other Services and Charges	295,900	-	89,200	-
Materials and Supplies	7,500	-	42,400	-
Capital Outlay	-	2,264,000	20,000	356,000
Fiscal Agent Fees	-	-	-	-
Debt Service	-	1,950,000	-	-
Total Expenditures	303,400	4,214,000	151,600	356,000
Other Financing Uses-				
Transfers Out	225,000	-	-	-
Bond Issuance Costs	-	-	-	-
Total Other Financing Uses	225,000	-	-	-
Total Expenditures & Uses	528,400	4,214,000	151,600	356,000
Ending Reserved Fund Balance:				
Emergency Reserve	-	-	-	-
Compensated Absences	-	-	-	-
Capital Projects	-	10,517,690	-	131,792
Debt Service	-	900,000	-	-
Other Purposes	679,519	-	1,992	-
Total Ending Reserved Fund Balance	679,519	11,417,690	1,992	131,792
Total Budget	1,207,919	15,631,690	153,592	487,792

**CITY OF BROKEN ARROW
FINANCIAL PLAN SUMMARY
FISCAL YEAR 2021**

DESCRIPTION	CEMETERY CARE 33	STREET AND ALLEY 34	HOUSING AND URBAN DEVELOPMENT 35	E-911 36
Revenues:				
Taxes	-	-	-	-
Licenses & Permits	-	-	-	-
Intergovernmental	-	1,015,000	461,210	-
Charges For Services	43,000	-	-	1,150,000
Fines, Forfeitures & Assessments	-	-	-	-
Interest	250	650	-	1,200
Miscellaneous	-	-	-	-
Total Revenues	43,250	1,015,650	461,210	1,151,200
Other Financing Sources:				
Transfers In	-	-	-	-
Bond/Note Proceeds	-	-	-	-
Total Other Financing Sources	-	-	-	-
Total Revenues & Sources	43,250	1,015,650	461,210	1,151,200
Beginning Reserved Fund Balance:				
Emergency Reserve	-	-	-	-
Compensated Absences	-	-	-	-
Capital Projects	318,401	-	-	-
Debt Service	-	-	-	-
Other Purposes	-	1,448,093	263,157	1,103,485
Total Beginning Reserved Fund Balance	318,401	1,448,093	263,157	1,103,485
Total Sources	361,651	2,463,743	724,367	2,254,685
Expenditures				
Personal Services	-	-	-	-
Other Services and Charges	-	-	69,210	-
Materials and Supplies	-	-	-	-
Capital Outlay	-	100,000	392,000	30,000
Fiscal Agent Fees	-	-	-	-
Debt Service	-	-	-	-
Total Expenditures	-	100,000	461,210	30,000
Other Financing Uses-				
Transfers Out	-	1,000,000	-	720,000
Bond Issuance Costs	-	-	-	-
Total Other Financing Uses	-	1,000,000	-	720,000
Total Expenditures & Uses	-	1,100,000	461,210	750,000
Ending Reserved Fund Balance:				
Emergency Reserve	-	-	-	-
Compensated Absences	-	-	-	-
Capital Projects	361,651	-	-	-
Debt Service	-	-	-	-
Other Purposes	-	1,363,743	263,157	1,504,685
Total Ending Reserved Fund Balance	361,651	1,363,743	263,157	1,504,685
Total Budget	361,651	2,463,743	724,367	2,254,685

**CITY OF BROKEN ARROW
FINANCIAL PLAN SUMMARY
FISCAL YEAR 2021**

DESCRIPTION	CRIME PREVENTION 37	BATTLE CREEK GOLF COURSE 40	ALCOHOL ENFORCEMENT 41	STREET LIGHTING 42
Revenues:				
Taxes	-	-	-	-
Licenses & Permits	-	-	-	-
Intergovernmental	85,000	-	-	-
Charges For Services	-	1,601,400	7,500	685,000
Fines, Forfeitures & Assessments	-	-	-	-
Interest	250	-	55	600
Miscellaneous	-	-	-	-
Total Revenues	85,250	1,601,400	7,555	685,600
Other Financing Sources:				
Transfers In	-	-	-	-
Bond/Note Proceeds	-	-	-	-
Total Other Financing Sources	-	-	-	-
Total Revenues & Sources	85,250	1,601,400	7,555	685,600
Beginning Reserved Fund Balance:				
Emergency Reserve	-	-	-	-
Compensated Absences	-	-	-	-
Capital Projects	-	-	-	-
Debt Service	-	-	-	-
Other Purposes	166,244	49,874	79,057	175,294
Total Beginning Reserved Fund Balance	166,244	49,874	79,057	175,294
Total Sources	251,494	1,651,274	86,612	860,894
Expenditures				
Personal Services	-	-	-	-
Other Services and Charges	83,100	1,200,000	5,000	466,000
Materials and Supplies	21,300	400,000	15,000	202,000
Capital Outlay	-	-	-	145,000
Fiscal Agent Fees	-	-	-	-
Debt Service	-	-	-	-
Total Expenditures	104,400	1,600,000	20,000	813,000
Other Financing Uses-				
Transfers Out	-	-	-	-
Bond Issuance Costs	-	-	-	-
Total Other Financing Uses	-	-	-	-
Total Expenditures & Uses	104,400	1,600,000	20,000	813,000
Ending Reserved Fund Balance:				
Emergency Reserve	-	-	-	-
Compensated Absences	-	-	-	-
Capital Projects	-	-	-	-
Debt Service	-	-	-	-
Other Purposes	147,094	51,274	66,612	47,894
Total Ending Reserved Fund Balance	147,094	51,274	66,612	47,894
Total Budget	251,494	1,651,274	86,612	860,894

**CITY OF BROKEN ARROW
FINANCIAL PLAN SUMMARY
FISCAL YEAR 2021**

DESCRIPTION	STREET SALES TAX 43	POLICE SALES TAX 44	FIRE SALES TAX 45	CITY CLERK TECHNOLOGY FEE 46
Revenues:				
Taxes	3,856,800	2,314,100	2,314,100	-
Licenses & Permits	-	-	-	-
Intergovernmental	-	100,000	-	-
Charges For Services	-	-	-	-
Fines, Forfeitures & Assessments	-	-	-	55,000
Interest	3,600	4,600	3,000	-
Miscellaneous	-	10,000	5,500	-
Total Revenues	3,860,400	2,428,700	2,322,600	55,000
Other Financing Sources:				
Transfers In	-	23,729,668	19,174,724	-
Bond/Note Proceeds	-	-	-	-
Total Other Financing Sources	-	23,729,668	19,174,724	-
Total Revenues & Sources	3,860,400	26,158,368	21,497,324	55,000
Beginning Reserved Fund Balance:				
Emergency Reserve	-	-	-	-
Compensated Absences	-	-	-	-
Capital Projects	255,265	-	-	-
Debt Service	-	-	-	-
Other Purposes	-	6,571,545	495,352	65,000
Total Beginning Reserved Fund Balance	255,265	6,571,545	495,352	65,000
Total Sources	4,115,665	32,729,913	21,992,676	120,000
Expenditures				
Personal Services	-	22,087,800	19,843,200	-
Other Services and Charges	-	1,830,600	1,016,300	25,000
Materials and Supplies	-	1,178,700	884,100	-
Capital Outlay	2,654,900	946,000	196,000	-
Fiscal Agent Fees	-	-	-	-
Debt Service	-	-	-	-
Total Expenditures	2,654,900	26,043,100	21,939,600	25,000
Other Financing Uses-				
Transfers Out	-	-	-	-
Bond Issuance Costs	-	-	-	-
Total Other Financing Uses	-	-	-	-
Total Expenditures & Uses	2,654,900	26,043,100	21,939,600	25,000
Ending Reserved Fund Balance:				
Emergency Reserve	-	-	-	-
Compensated Absences	-	-	-	-
Capital Projects	1,460,765	-	-	-
Debt Service	-	-	-	-
Other Purposes	-	6,686,813	53,076	95,000
Total Ending Reserved Fund Balance	1,460,765	6,686,813	53,076	95,000
Total Budget	4,115,665	32,729,913	21,992,676	120,000

**CITY OF BROKEN ARROW
FINANCIAL PLAN SUMMARY
FISCAL YEAR 2021**

DESCRIPTION	1994 BOND ISSUE 55	2008 BOND ISSUE 59	WORKERS COMPENSATION 60	GROUP HEALTH & LIFE 61
Revenues:				
Taxes	-	-	-	-
Licenses & Permits	-	-	-	-
Intergovernmental	-	-	-	-
Charges For Services	-	-	1,472,000	10,076,000
Fines, Forfeitures & Assessments	-	-	-	-
Interest	-	-	1,500	1,700
Miscellaneous	-	-	-	-
Total Revenues	-	-	1,473,500	10,077,700
Other Financing Sources:				
Transfers In	-	-	-	-
Bond/Note Proceeds	-	-	-	-
Total Other Financing Sources	-	-	-	-
Total Revenues & Sources	-	-	1,473,500	10,077,700
Beginning Reserved Fund Balance:				
Emergency Reserve	-	-	-	-
Compensated Absences	-	-	-	-
Capital Projects	-	-	-	-
Debt Service	-	-	-	-
Other Purposes	-	-	(3,035,456)	1,008,225
Total Beginning Reserved Fund Balance	-	-	(3,035,456)	1,008,225
Total Sources	-	-	(1,561,956)	11,085,925
Expenditures				
Personal Services	-	-	-	-
Other Services and Charges	-	-	1,300,000	9,700,000
Materials and Supplies	-	-	-	-
Capital Outlay	-	-	-	-
Fiscal Agent Fees	-	-	-	-
Debt Service	-	-	-	-
Total Expenditures	-	-	1,300,000	9,700,000
Other Financing Uses-				
Transfers Out	-	-	-	-
Bond Issuance Costs	-	-	-	-
Total Other Financing Uses	-	-	-	-
Total Expenditures & Uses	-	-	1,300,000	9,700,000
Ending Reserved Fund Balance:				
Emergency Reserve	-	-	-	-
Compensated Absences	-	-	-	-
Capital Projects	-	-	-	-
Debt Service	-	-	-	-
Other Purposes	-	-	(2,861,956)	1,385,925
Total Ending Reserved Fund Balance	-	-	(2,861,956)	1,385,925
Total Budget	-	-	(1,561,956)	11,085,925

**CITY OF BROKEN ARROW
FINANCIAL PLAN SUMMARY
FISCAL YEAR 2021**

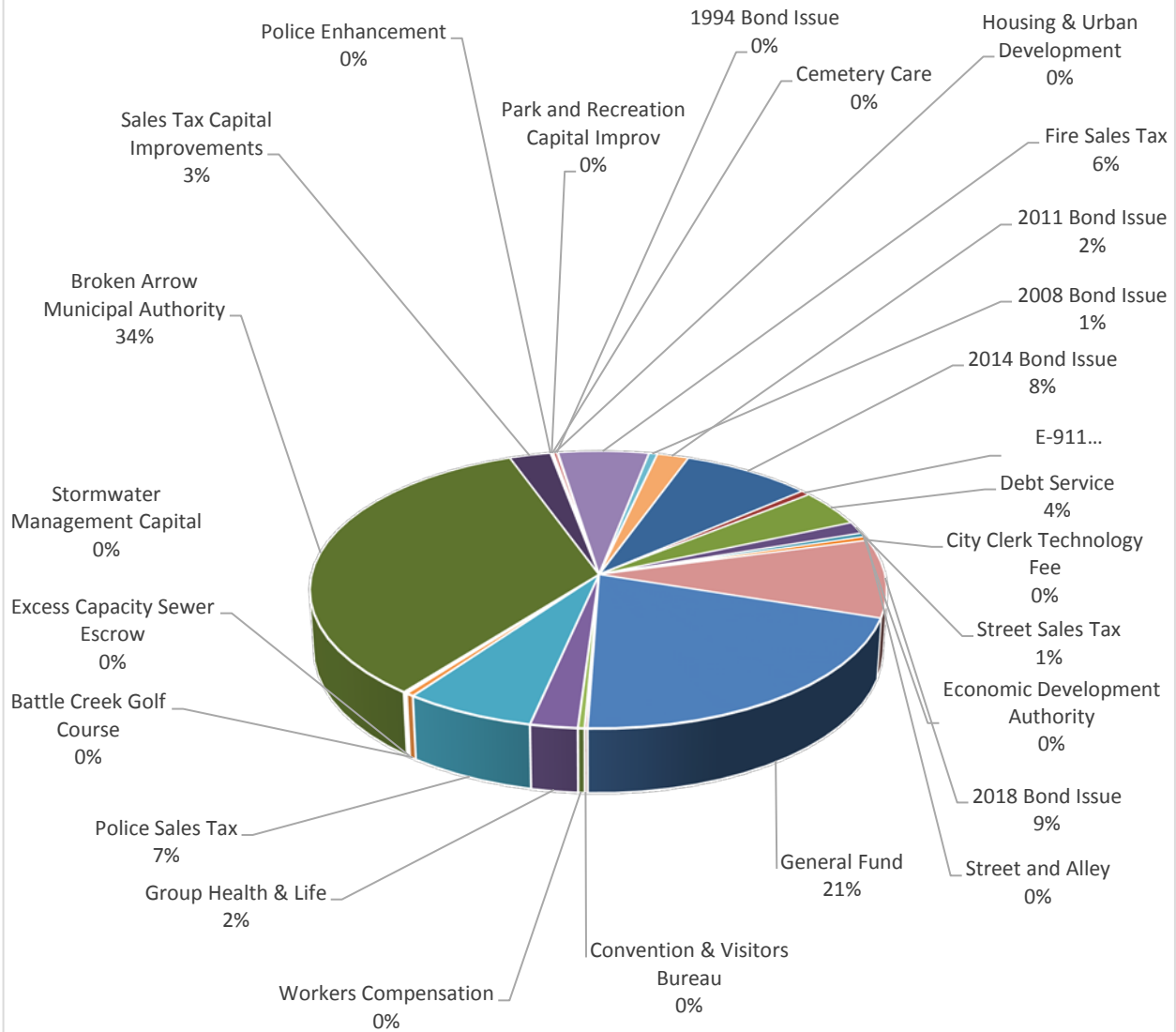
DESCRIPTION	DEBT SERVICE 70	BROKEN ARROW ECONOMIC DEVELOPMENT AUTHORITY 87	2011 BOND ISSUE 91	2014 BOND ISSUE 92
Revenues:				
Taxes	16,700,000	-	-	-
Licenses & Permits	-	-	-	-
Intergovernmental	-	-	-	-
Charges For Services	-	-	-	-
Fines, Forfeitures & Assessments	-	-	-	-
Interest	165,000	19,000	-	-
Miscellaneous	-	1,320,332	-	-
Total Revenues	16,865,000	1,339,332	-	-
Other Financing Sources:				
Transfers In	-	1,200,000	-	-
Bond/Note Proceeds	-	-	-	-
Total Other Financing Sources	-	1,200,000	-	-
Total Revenues & Sources	16,865,000	2,539,332	-	-
Beginning Reserved Fund Balance:				
Emergency Reserve	-	-	-	-
Compensated Absences	-	-	-	-
Capital Projects	-	-	-	-
Debt Service	10,751,878	-	-	-
Other Purposes	-	(6,732,646)	-	-
Total Beginning Reserved Fund Balance	10,751,878	(6,732,646)	-	-
Total Sources	27,616,878	(4,193,314)	-	-
Expenditures				
Personal Services	-	-	-	-
Other Services and Charges	-	832,500	-	-
Materials and Supplies	-	-	-	-
Capital Outlay	-	-	-	-
Fiscal Agent Fees	12,025	-	-	-
Debt Service	14,854,851	975,000	-	-
Total Expenditures	14,866,876	1,807,500	-	-
Other Financing Uses-				
Transfers Out	62,000	-	-	-
Bond Issuance Costs	-	-	-	-
Total Other Financing Uses	62,000	-	-	-
Total Expenditures & Uses	14,928,876	1,807,500	-	-
Ending Reserved Fund Balance:				
Emergency Reserve	-	-	-	-
Compensated Absences	-	-	-	-
Capital Projects	-	-	-	-
Debt Service	12,688,002	-	-	-
Other Purposes	-	(6,000,814)	-	-
Total Ending Reserved Fund Balance	12,688,002	(6,000,814)	-	-
Total Budget	27,616,878	(4,193,314)	-	-

**CITY OF BROKEN ARROW
FINANCIAL PLAN SUMMARY
FISCAL YEAR 2021**

DESCRIPTION	2018 BOND ISSUE 93	TOTAL
Revenues:		
Taxes	-	33,488,900
Licenses & Permits	-	-
Intergovernmental	-	1,661,210
Charges For Services	-	15,204,900
Fines, Forfeitures & Assessments	-	117,500
Interest	160,000	375,605
Miscellaneous	-	1,365,832
Total Revenues	160,000	52,213,947
Other Financing Sources:		
Transfers In	-	44,104,392
Bond/Note Proceeds	17,000,000	17,000,000
Total Other Financing Sources	17,000,000	61,104,392
Total Revenues & Sources	17,160,000	113,318,339
Beginning Reserved Fund Balance:		
Emergency Reserve	-	-
Compensated Absences	-	-
Capital Projects	21,500	7,887,023
Debt Service	-	11,651,878
Other Purposes	-	2,365,760
Total Beginning Reserved Fund Balance	21,500	21,904,661
Total Sources	17,181,500	280,151,036
Expenditures		
Personal Services	-	41,931,000
Other Services and Charges	-	16,912,810
Materials and Supplies	-	2,751,000
Capital Outlay	17,000,000	24,103,900
Fiscal Agent Fees	-	12,025
Debt Service	-	17,779,851
Total Expenditures	17,000,000	103,490,586
Other Financing Uses-		
Transfers Out	-	2,007,000
Bond Issuance Costs	155,000	155,000
Total Other Financing Uses	155,000	2,162,000
Total Expenditures & Uses	17,155,000	105,652,586
Ending Reserved Fund Balance:		
Emergency Reserve	-	-
Compensated Absences	-	-
Capital Projects	26,500	12,498,398
Debt Service	-	13,588,002
Other Purposes	-	3,484,014
Total Ending Reserved Fund Balance	26,500	29,570,414
Total Budget	17,181,500	135,223,000

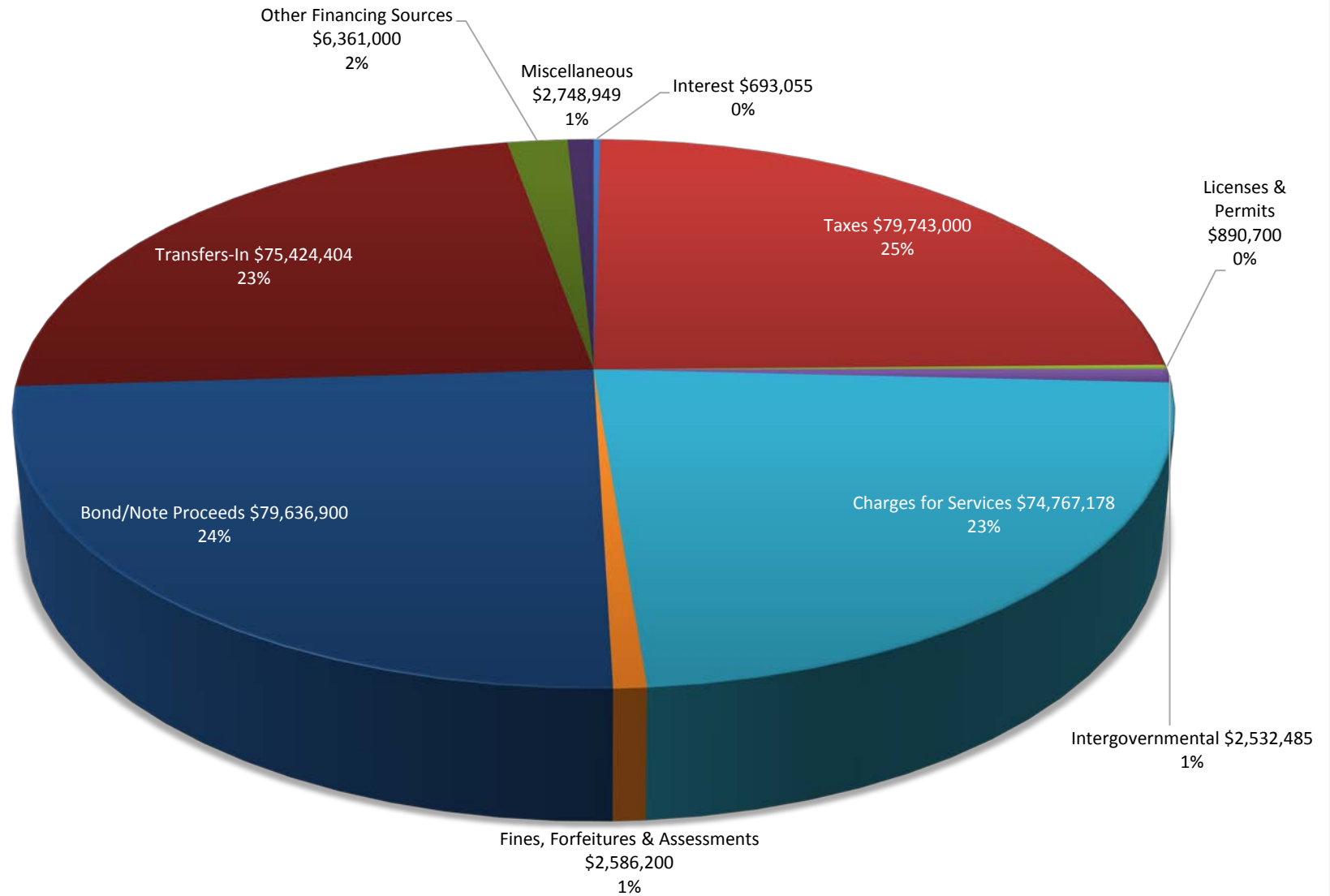
City of Broken Arrow Budget Summary-Fiscal Year 2019-2020

Total Budget Expenditures and Uses By Fund \$384,230,576

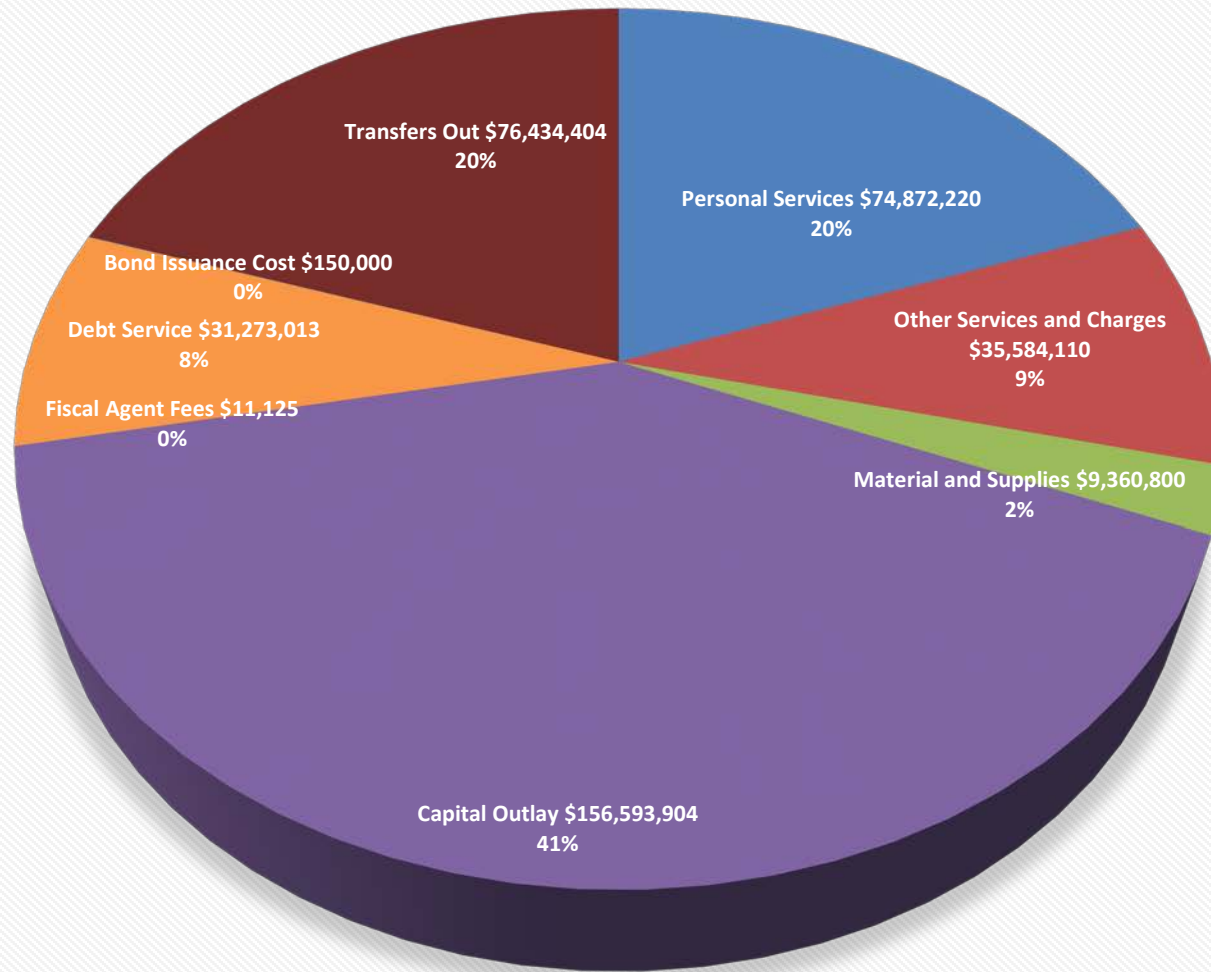


- | | | |
|----------------------------------|----------------------------------|--------------------------------------|
| ■ General Fund | ■ Convention & Visitors Bureau | ■ Workers Compensation |
| ■ Group Health & Life | ■ Police Sales Tax | ■ Battle Creek Golf Course |
| ■ Excess Capacity Sewer Escrow | ■ Stormwater Management Capital | ■ Broken Arrow Municipal Authority |
| ■ Sales Tax Capital Improvements | ■ Police Enhancement | ■ Park and Recreation Capital Improv |
| ■ Cemetery Care | ■ Housing & Urban Development | ■ 1994 Bond Issue |
| ■ Fire Sales Tax | ■ 2008 Bond Issue | ■ 2011 Bond Issue |
| ■ 2014 Bond Issue | ■ E-911 | ■ Debt Service |
| ■ Street Sales Tax | ■ Economic Development Authority | ■ Street and Alley |
| ■ City Clerk Technology Fee | ■ 2018 Bond Issue | |

City of Broken Arrow Revenue Sources- Fiscal Year 2019-2020

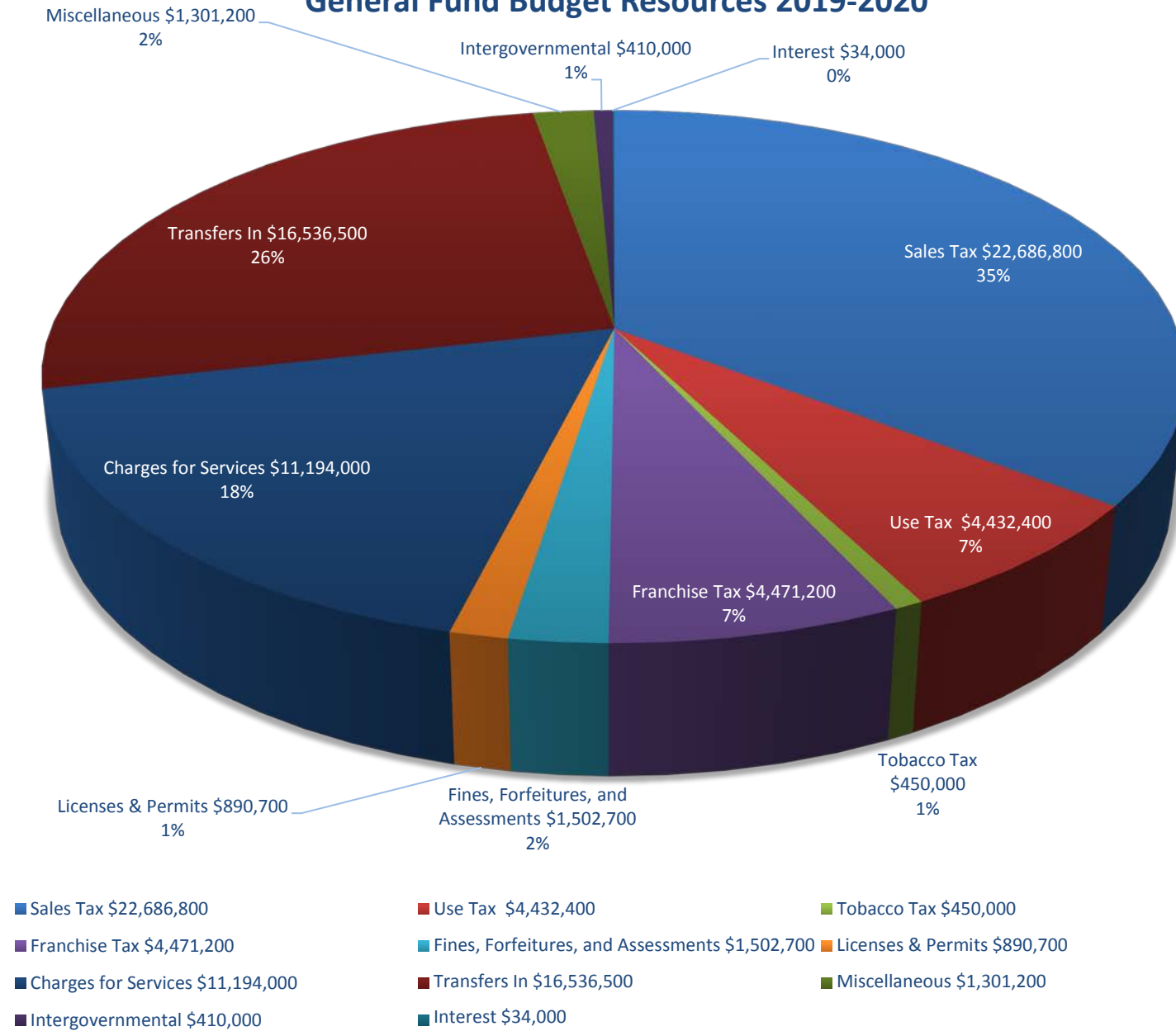


City of Broken Arrow Budget Expenditures-Fiscal Year 2019-2020

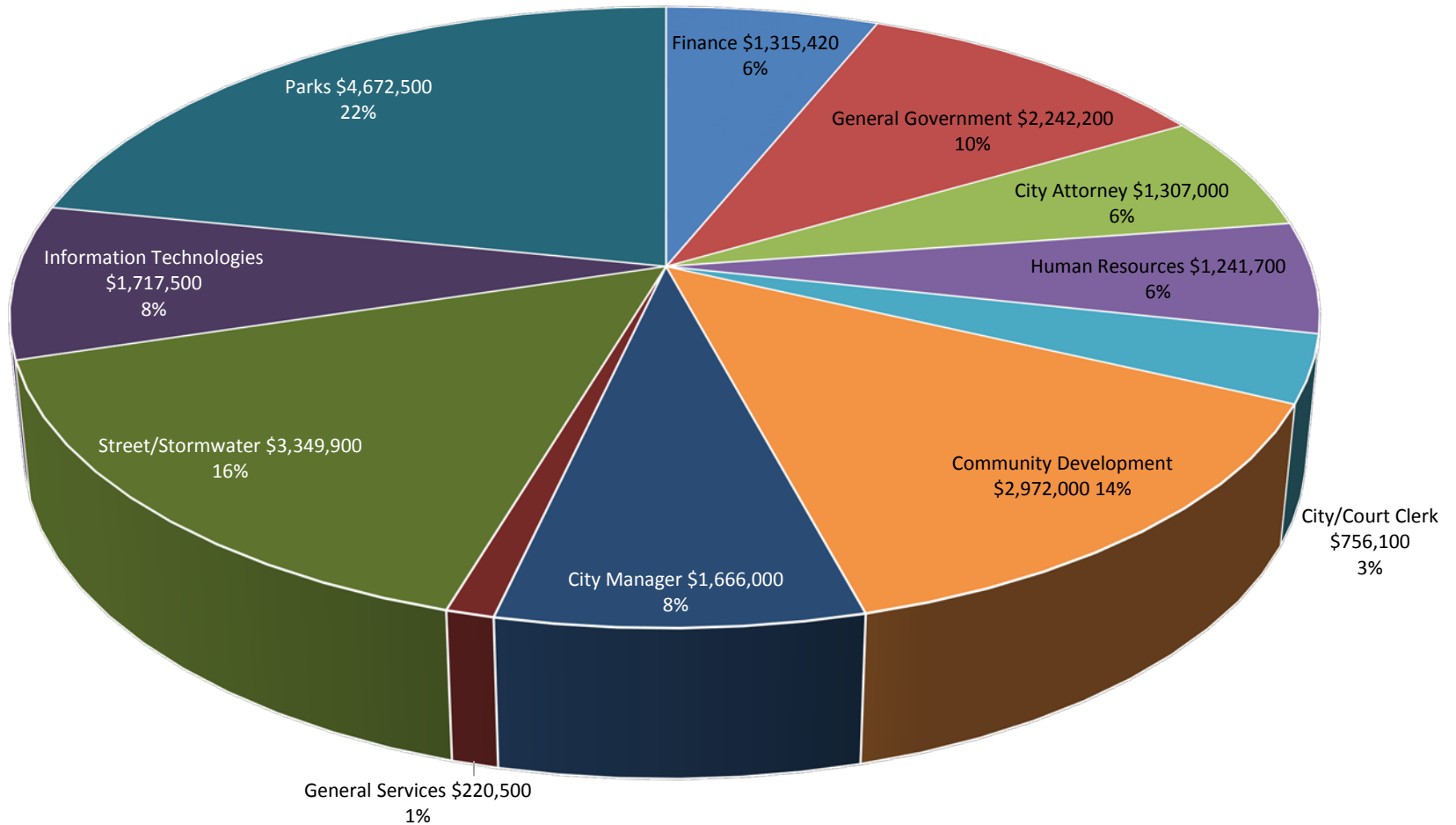


Personal Services \$74,872,220	Other Services and Charges \$35,584,110
Material and Supplies \$9,360,800	Capital Outlay \$156,593,904
Fiscal Agent Fees \$11,125	Debt Service \$31,273,013
Bond Issuance Cost \$150,000	Transfers Out \$76,434,404

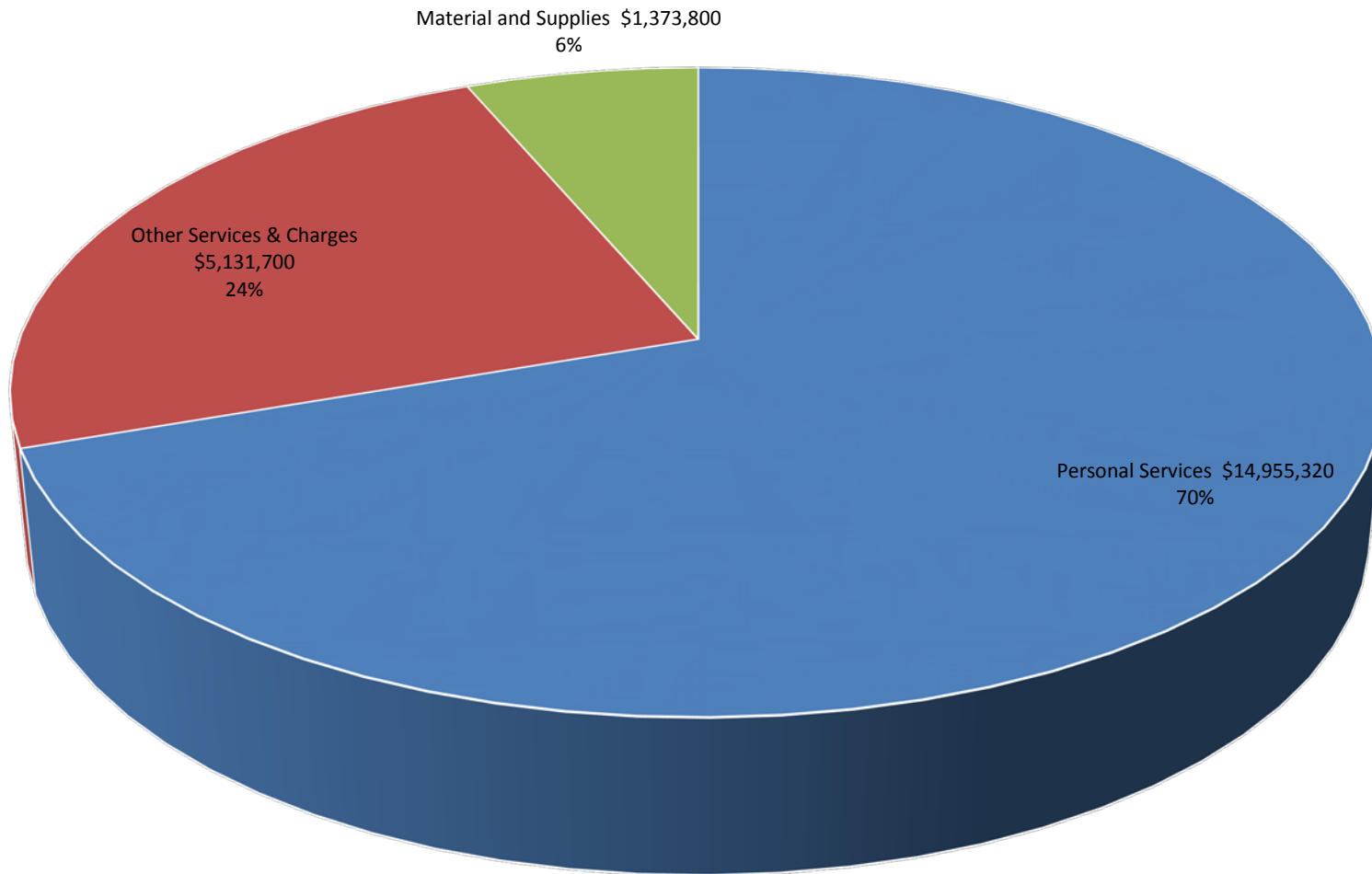
General Fund Budget Resources 2019-2020



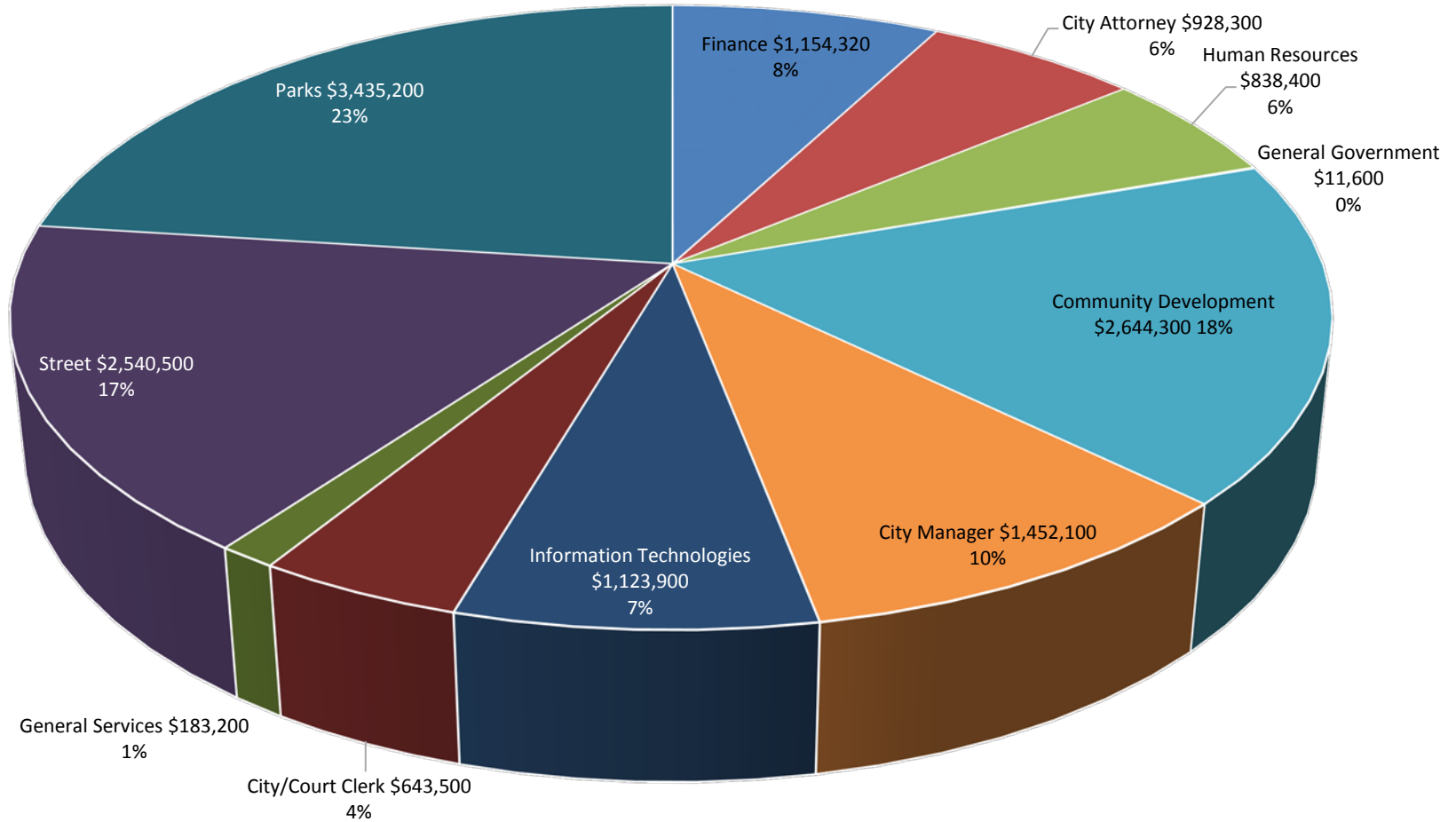
General Fund Expense By Department 2019-2020



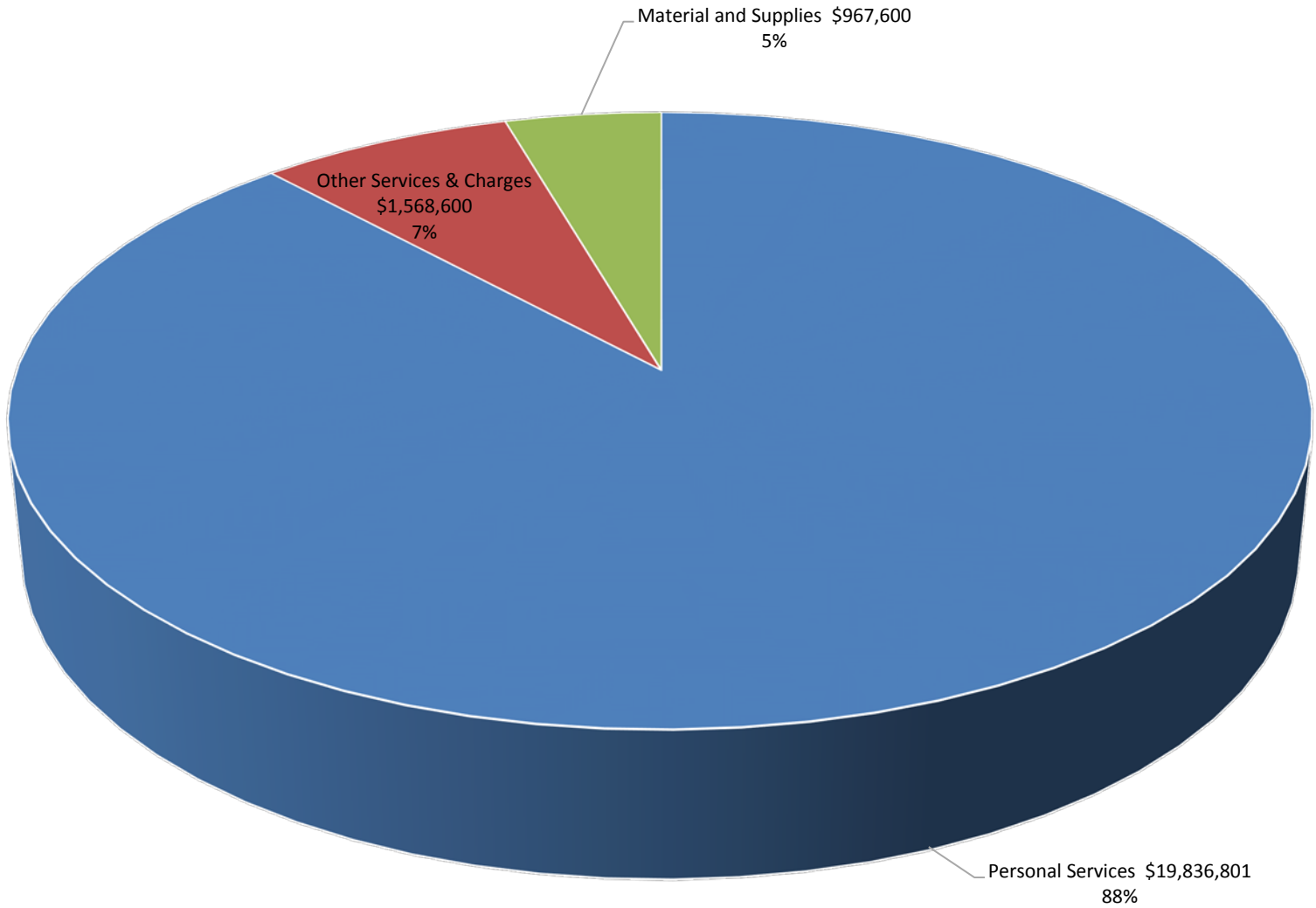
General Fund Expense By Classification 2019-2020



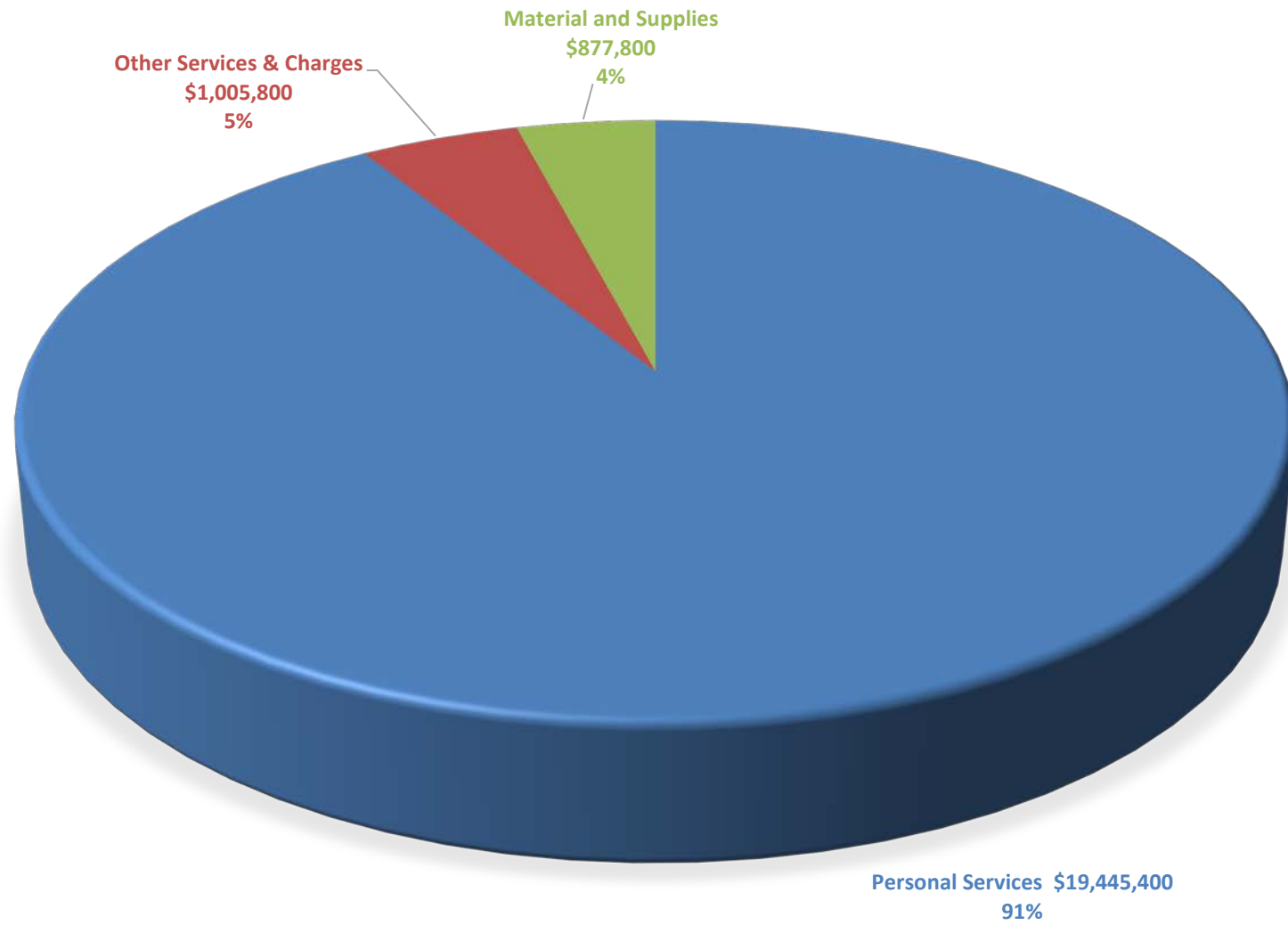
General Fund Budgeted Personnel Expenditures By Department 2019-2020



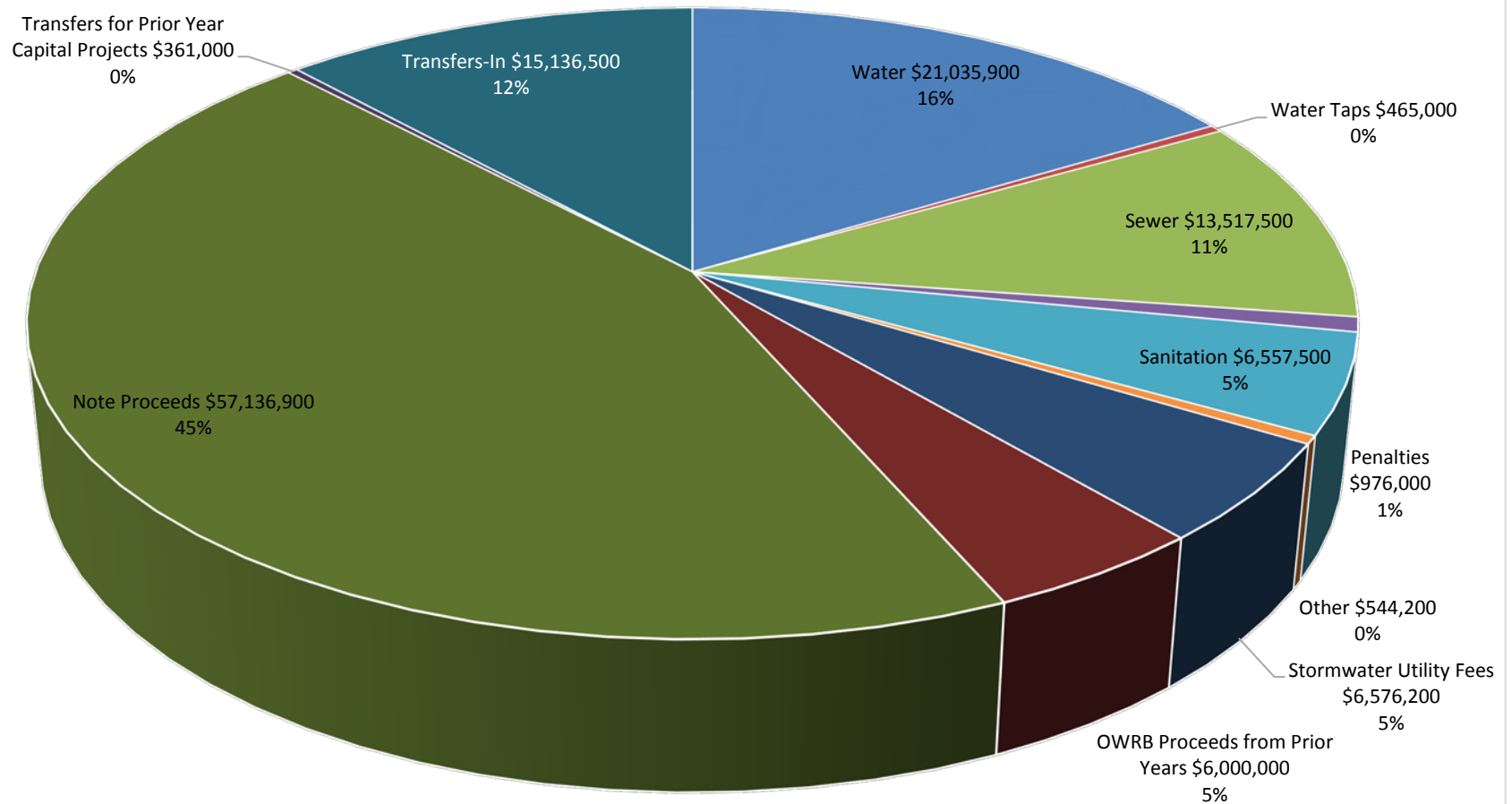
Police Sales Tax Fund Expense By Classification 2019-2020



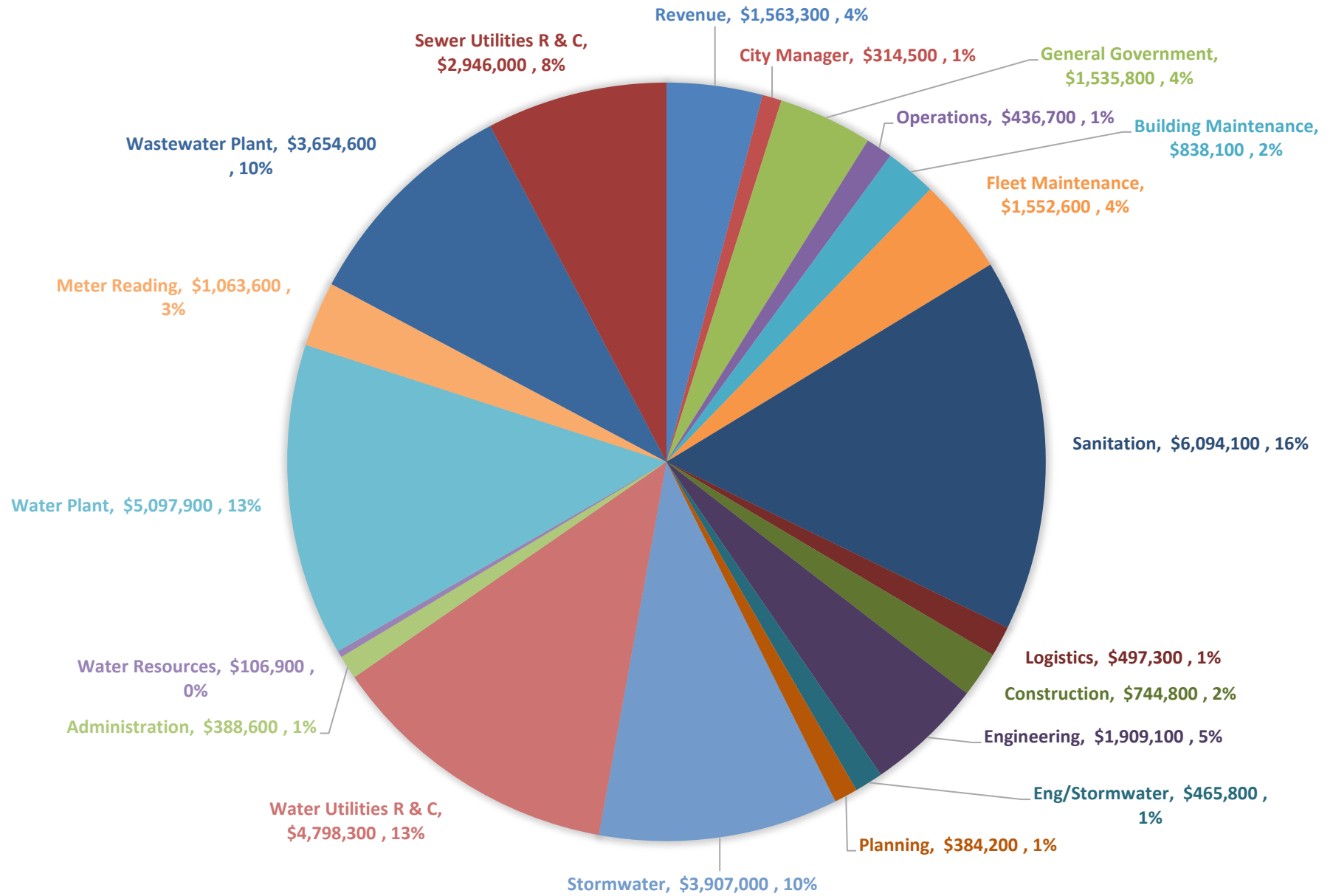
FIRE SALES TAX FUND EXPENSE BY CLASSIFICATION 2019-2020



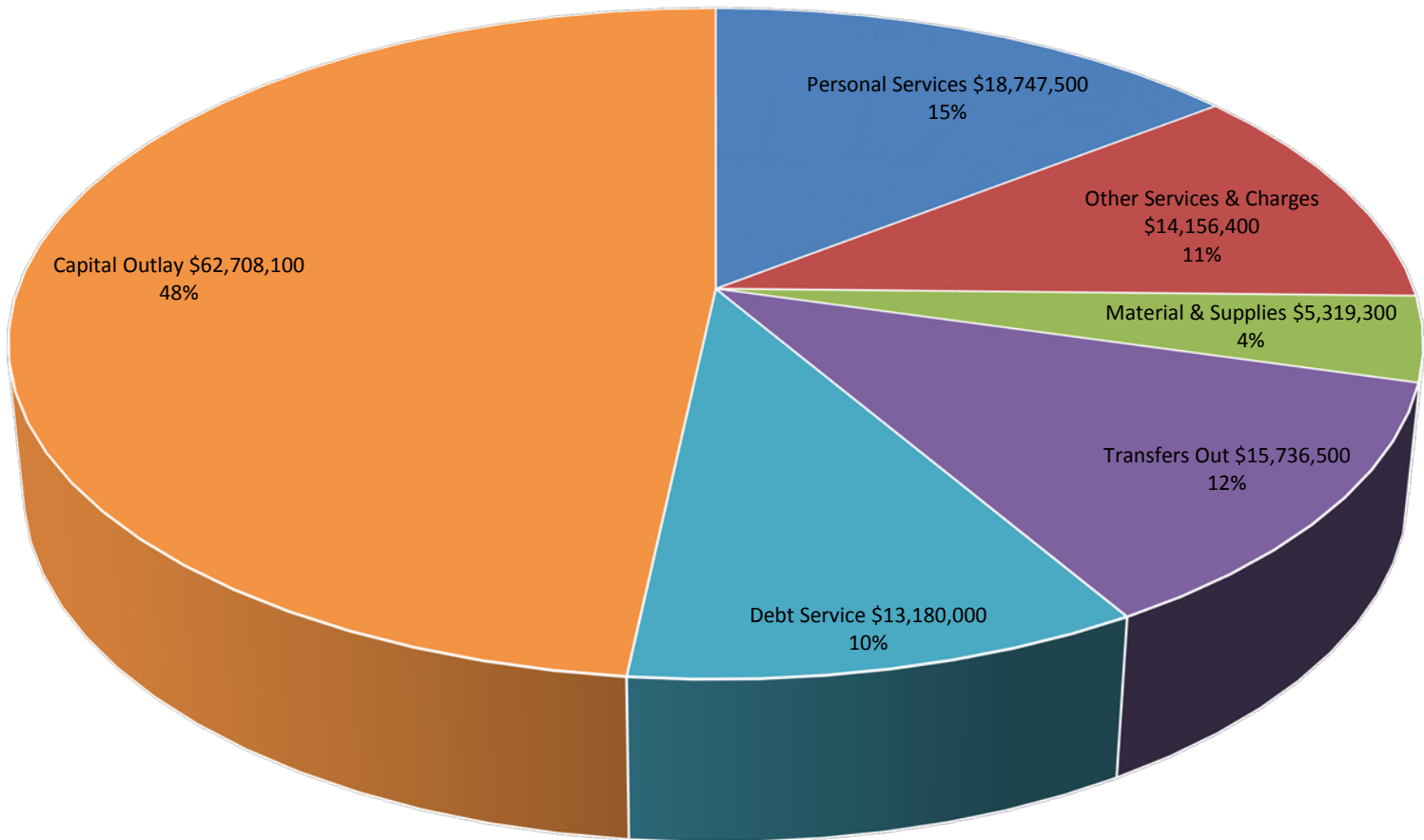
Broken Arrow Municipal Authority Revenue Resources 2019-2020



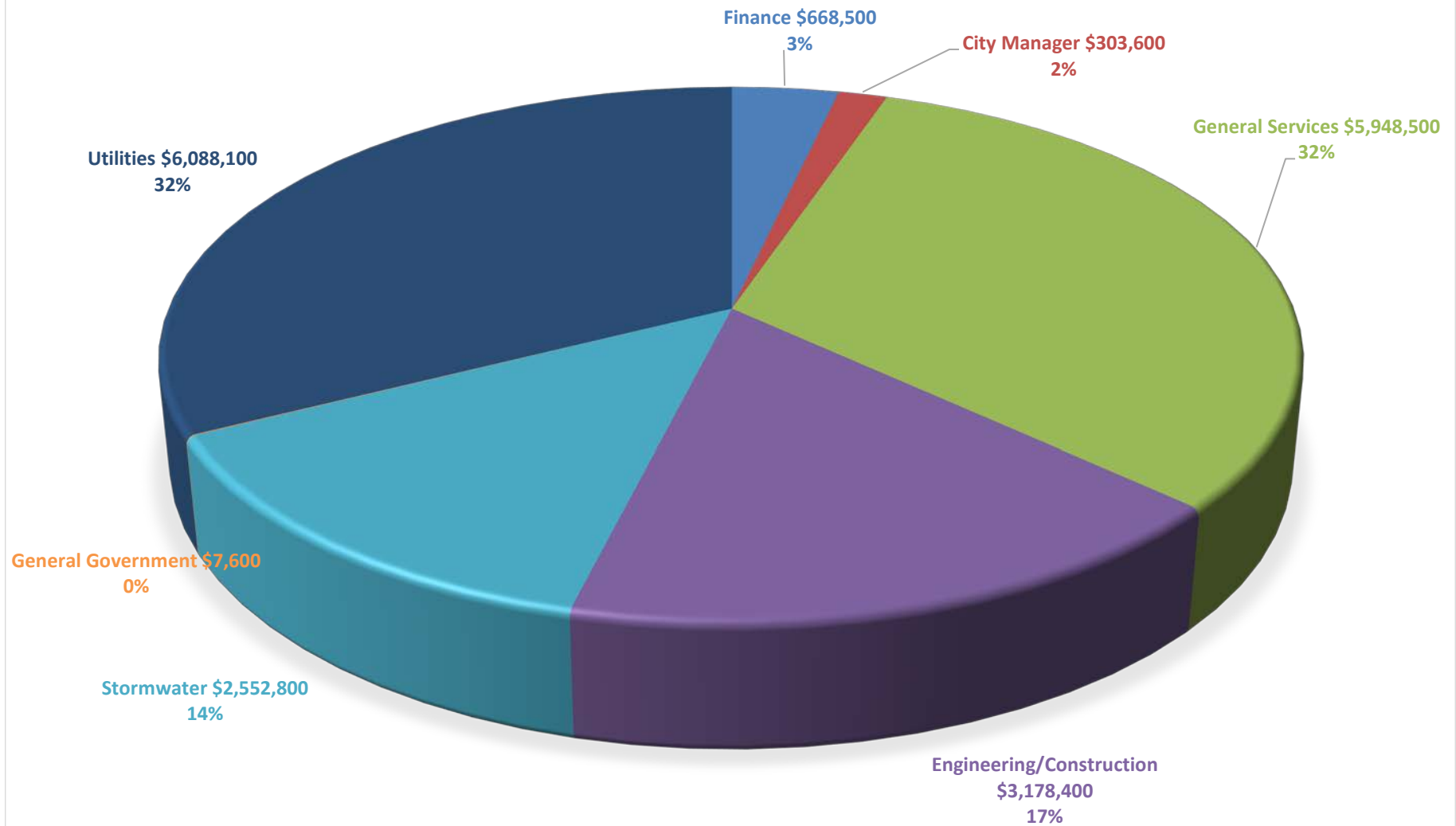
BROKEN ARROW MUNICIPAL AUTHORITY EXPENSE BY DIVISION 2019-2020



Broken Arrow Municipal Authority Expenses By Classification 2019-2020



BROKEN ARROW MUNICIPAL AUTHORITY BUDGETED PERSONNEL EXPENDITURES BY DEPARTMENT 2019-2020



**City of Broken Arrow
Governmental Funds
FY2020**

Position	Budget 2017-2018	Budget 2018-2019	Proposed 2019-2020
CITY MANAGER			
Admin Tech	0	1	1
Assistant City Manager Administration	1	1	1
Business Retention & Development Coordinator	0	2	2
City Manager	1	1	1
Communications Coordinator	1	1	1
Community Relations Liaison	1	1	1
Convention Sales & Marketing Manager	1	1	1
Videographer/Producer (formerly Digital Content Specialist)	1	1	1
Director of Communications	1	1	1
Economic Development Manager	1	1	1
Marketing & Admin Support Tech(formerly Admin Asst)	0	1	1
Tourism Director	1	1	1
Total Full Time:	9	13	13
Admin Tech (Receptionist) (Part Time)	2	0	0
Total Part Time:	2	0	0
FINANCE			
Accountant	2	2	1
Accounting Technician	2	2	3
Accounts Payable Technician	1	1	0
Budget Officer	2	2	2
Controller	1	1	1
Customer Service Coordinator	1	1	1
Finance Director	1	1	1
Finance Services Manager	1	1	1
Payroll Coordinator	1	1	1
Senior Accountant	0	0	1
Total Full Time:	12	12	12
LEGAL			
Administrative Assistant	2	1	1
Assistant City Attorney I	0	2	2
Assistant City Attorney II	3	1	1
Assistant City Attorney II-Litigator	0	1	1
City Attorney	1	1	1
Deputy City Attorney	1	1	1
Paralegal	0	1	1
Total Full Time:	7	8	8
Administrative Assistant (Part Time)	1	1	1
Total Part Time:	1	1	1

**City of Broken Arrow
Governmental Funds
FY2020**

Position	Budget 2017-2018	Budget 2019-2020	Proposed 2019-2020
HUMAN RESOURCES			
Assistant Human Resources Director	1	1	1
Compensation Coordinator (formerly Payroll Coordinator)	1	1	1
HR Administrative Manager (Compensation & Benefits Manager)	1	1	1
Human Resources Benefit Coordinator	1	1	1
Human Resources Coordinator	1	1	1
Human Resources Director	1	1	1
Recruiting Coordinator	0	1	1
Risk Management Coordinator (Risk Management Technician)	1	1	1
Safety Manager (Safety Training Coordinator)	1	1	1
Talent Manager	1	1	1
Total Full Time:	9	10	10
INFORMATION TECHNOLOGY			
Communication Systems Engineer	1	1	1
Communication Systems Manager	0	1	1
Communication Systems Technician	2	1	1
Desktop Support Technician	3	3	3
Information Technology Director	1	1	1
Network Security Engineer	1	1	1
Network Systems Engineer	2	2	2
Network Systems Manager	1	1	1
Total Full Time:	11	11	11
CITY CLERK			
Administrative Clerk	0	1	1
City Clerk	1	1	1
Court Clerk	3	3	3
Court Clerk-Community Service Program Coordinator	1	1	1
Deputy City Clerk	1	1	1
Deputy Court Clerk	1	1	1
Total Full Time:	7	8	8
Admin Tech	1	0	0
Administrative Clerk (Part Time)	1	1	1
Municipal Judge (Part Time)	1	1	1
Presiding Judge (Part Time)	1	1	1
Total Part Time:	4	3	3
GENERAL SERVICES			
Assistant Sexton	1	1	1
Cemetery Maintenance Worker	1	1	1
Sexton	1	1	1
Total Full Time:	3	3	3
Cemetery Seasonal Laborer	1	1	1
Total Seasonal:	1	1	1

**City of Broken Arrow
Governmental Funds
FY2020**

Position	Budget 2017-2018	Budget 2018-2019	Proposed 2019-2020
DEVELOPMENT SERVICES			
Administrative Assistant	2	2	1
Administrative Clerk Planning	1	1	1
Administrative Clerk Inspections	0	0	2
Administrative Secretary	0	0	1
Assistant Chief Building Inspector	1	1	1
Chief Building Inspector	1	1	1
Code Enforcement Officer	3	3	3
Commercial Inspector	2	2	2
Development Services Director	1	1	1
Lead Code Enforcement Officer	1	1	1
One Stop Manager	1	1	1
Permit Clerk	8	8	6
Plan Development Manager	1	1	1
Planner II (Commercial Building Plans Examiner)	1	1	1
Plans Reviewer	1	1	1
Project Engineer	2	2	2
Residential Inspector	4	4	4
Senior Planner	1	1	1
Special Projects Manager	1	1	1
Staff Planner	1	1	1
Total Full Time:	33	33	33
POLICE			
Deputy Police Chief	1	1	1
Police Captain	7	7	7
Police Chief	1	1	1
Police Corporal	6	6	6
Police Major	3	3	3
Police Officer	110	115	120
Police Sergeant	18	18	18
Total Sworn Positions:	146	151	156
Administrative Assistant	1	1	1
Administrative Secretary	3	3	3
Animal Control Manager (formerly Animal Control Supervisor)	1	1	1
Animal Control Officer	6	6	6
Budget Officer	1	1	1
Call Taker (Communications)	4	4	4
Communications Manager (formerly Comm. Dir. / Asst. Emerg. Mgmt.)	1	1	1
Communications Officer I	15	15	15
Communications Supervisor	3	3	3
Crime Prevention Specialist	1	1	1
Deputy Communications Manager	0	0	1
Emergency Manager	1	1	1
Jail Supervisor	4	4	4
Jailer	12	12	13
Planning and Research Specialist	1	1	1
Property Room Supervisor	1	1	1
Records Clerk	2	2	2
Records Supervisor	1	1	1
Total Non Sworn:	58	58	60

**City of Broken Arrow
Governmental Funds
FY2020**

Position	Budget 2017-2018	Budget 2018-2019	Proposed 2019-2020
POLICE (continued)			
Court Marshall (Part Time)	1	2	2
On-Call Jailer	2	2	2
Property Room Technician (Part Time)	1	1	1
Total Part Time:	4	5	5
FIRE			
All Firefighter Ranks	112	112	112
Assistant Fire Chief	1	1	1
Deputy Fire Chief	3	3	3
Fire Battalion Chief	3	3	3
Fire Captain	22	22	22
Fire Chief	1	1	1
Fire Investigator	3	3	3
Fire Lieutenant	22	22	22
Fire Marshall	1	1	1
Fire Training Major	2	2	2
Training Officer	3	3	3
Total Sworn Positions:	173	173	173
Administrative Assistant	1	1	1
Administrative Secretary	1	1	1
Fire Equipment Technician	2	2	2
Total Non Sworn:	4	4	4
Total Full Time:	177	177	177
Fire Prevention Technician (Part Time)	1	1	1
Total Part Time:	1	1	1
STREET			
Administrative Assistant	1	1	1
Administrative Secretary	0	1	1
Crew Chief	3	3	3
Director of Street and Stormwater	1	1	1
Engineering Technician	1	1	1
Equipment Operator	2	2	2
Lead Traffic Signal Technician	1	1	1
Service Worker	6	5	5
Street Maintenance Supervisor	1	1	1
Street Superintendent	1	1	1
Supervisor - Truck Driver Section	1	1	1
Traffic Control Manager	1	1	1
Traffic Maintenance Technician	3	3	3
Traffic Signal Manager	1	1	1
Traffic Signal Technician	5	5	5
Truck Driver I	7	7	8
Total Full Time:	35	35	36
Service Worker	0	0	1
Total Seasonal	0	0	1

**City of Broken Arrow
Governmental Funds
FY2020**

Position	Budget 2017-2018	Budget 2018-2019	Proposed 2019-2020
PARKS			
Administrative Assistant	1	1	1
Community Events Manager	1	1	1
Crew leader - Parks	3	3	3
Events Assistant	1	2	2
Facilities Supervisor	1	1	1
Farmers Market Coordinator	1	1	1
Grounds Supervisor	3	3	3
Horticulture/Forestry Crew Leader	1	1	2
Horticulturist	1	1	1
Irrigation Technicina	0	1	1
Nature Center Supervisor	1	1	1
Parks and Recreation Director	1	1	1
Parks Maintenance Technician	1	1	1
Parks Maintenance Worker	20	20	21
Parks Manager (Formerly Parks Maintenance Manager)	1	1	1
Recreation Assistant	2	2	2
Recreation Center Supervisor	2	2	2
Recreation Manager	1	1	1
Recreation Technician	1	1	1
Total Full Time:	43	45	47
Recreation Assistant (Part Time)	8	8	8
Total Part Time:	8	8	8
Concession Worker	6	6	6
Lead Lifeguard	7	7	7
Lifeguard	56	56	56
Park Maintenance Worker	8	8	8
Swim Pool Cashier	4	4	4
Swim Pool Concession Supervisor	1	1	1
Swim Pool Supervisor	1	1	1
Total Seasonal:	83	83	83
GOVERNMENTAL FUND TOTALS			
Full time			
Non-sworn positions	231	240	245
Sworn positions	319	324	329
Total Full Time	550	564	574
Total Part Time:	20	18	18
Total Seasonal:	84	84	85

City of Broken Arrow
BAMA
FY2020

Position	Budget 2017-2018	Budget 2018-2019	Proposed 2019-2020
CITY MANAGER			
Assistant City Manager of Operations	1	1	1
Executive Assistant to the City Manager of Operations	1	1	1
Total Full Time:	2	2	2
FINANCE			
Accounting Technicians	2	2	2
Utility Services Clerk	6	6	6
Utility Services Manager	1	1	1
Utility Services Specialist (formerly Utility Services Supervisor)	1	1	1
Total Full Time:	10	10	10
GENERAL SERVICES			
Administrative Assistant	1	1	1
Administrative Secretary	2	2	2
Administrative Secretary (Budgeted as Purchasing Writer)	1	1	1
Assistant Sanitation Manager	1	1	1
Building Maintenance Manager	1	1	1
Building Maintenance Services Coordinator	1	1	1
Building Maintenance Supervisor	1	1	1
Building Maintenance Worker	6	6	6
Building Service Supervisor	2	2	2
Building Service Worker	2	2	2
Buyer	3	3	3
Fleet Division Manager	1	1	1
Fleet Maintenance Service Worker	1	1	1
Fleet Service Technician	3	3	3
Fleet Welder	1	1	1
General Services Director	1	1	1
Mechanic	11	11	11
Mechanic Supervisor	2	2	2
Purchasing Manager	1	1	1
Refuse Collection Driver	15	15	4
Refuse Collector	9	9	20
Sanitation Crewleader	10	10	13
Sanitation Dispatcher/CSR	1	1	1
Sanitation Manager	1	1	1
Sanitation Route Driver	0	0	1
Sanitation Supervisor	4	4	4
Sanitation Transfer Driver	4	4	4
Service Writer	1	1	1
Warehouse Worker (Formerly Parts Clerk)	2	2	2
Total Full Time:	89	89	93
STORMWATER			
Assistant Street & Stormwater Director	1	1	1
Construction Supervisor	3	3	3
Crew Chief	4	4	4
Equipment Operator	12	12	12
Service Worker	11	11	12
Stormwater Maintenance Supervisor	1	1	1
Stormwater Superintendent	1	1	1
Truck Driver I	7	7	7
Total Full Time:	40	40	41
Service Worker Seasonal	0	0	1
Total Seasonal:	0	0	1

City of Broken Arrow
BAMA
FY 2020

Position	Budget 2017-2018	Budget 2018-2019	Proposed 2019-2020
ENGINEERING & CONSTRUCTION			
Administrative Assistant	1	1	1
Administrative Secretary	1	1	1
Assistant Engineering Director	0	0	1
Construction Division Manager	1	1	1
Contract Administrator	5	5	5
Director of Engineering and Construction	1	1	1
Engineering Division Manager	1	1	1
Engineering Technician	1	1	1
Environmental Manager(formerly Special Projects Manager)	1	1	1
GIS Analyst	1	1	1
GIS Division Manager	0	0	1
Mapping Coordinator	1	1	1
Planning Division Manager	1	1	0
Project Engineer	3	6	6
Right-of-Way Agent	1	1	1
Special Projects Manager	0	0	1
Stormwater Division Manager	1	1	1
Stormwater Engineer	1	0	0
Stormwater Compliance Inspector	1	1	1
Stormwater Quality Coordinator	0	0	1
Transportation Manager	1	1	1
Total Full Time:	23	25	28
Intern	0	0	2
Total Seasonal:	0	0	2
UTILITIES			
Administrative Assistant	1	1	1
Assistant Meter Reader Supervisor	1	1	1
Assistant Utilities Director	0	1	1
Assistant Wastewater Plant Manager	1	1	1
Assistant Water Plant Manager	1	1	1
Meter Reader	7	7	7
Meter Reader Supervisor	1	1	1
Pretreatment Coordinator	1	1	1
Service Order Technician	1	1	1
Sewer Crew Supervisor	5	5	6
Utilities Const. Supervisor	1	1	1
Utilities Director	1	1	1
Utilities Service Worker	25	24	25
Utilities Sewer Supervisor	1	1	1
Utilities Systems Manager	1	1	1
Utilities Water Supervisor	1	1	1
Wastewater Industrial Tech	1	1	1
Wastewater Plant Manager	1	1	1
Wastewater Plant Maintenance Mechanic	1	1	1
Wastewater Plant Operator	3	5	5
Water Crew Supervisor	14	14	14
Water Industrial Tech	2	2	2
Water Maintenance Mechanic	2	2	2
Water Plant Manager	1	1	1
Water Plant Operator	9	9	9
Water Quality Technician	1	1	1
Total Full Time:	84	86	88
BAMA TOTALS			
Total Full-Time	248	252	262
Total Seasonal	0	0	3
Total BAMA	248	252	265

City of Broken Arrow
General Fund Budget Compliance Policy
Effective: September 1, 2009

1. **Purpose:** Establish a policy for ensuring that City complies with the requirements of the annual budget and the economic criteria established by the City Council.
2. **Background:** The City has a specific policy establishing the parameters and actions that should be taken to ensure budget compliance. This policy adjusts the existing policy to answer questions concerning implementation of the policy. The City must balance the needs of its citizens against the cost of doing business and must make both happen while keeping costs within the funds available. To ensure that all members of the City Management Team understand and comply with the financial management goals, this policy will establish the minimum standards for budget compliance, the trigger levels that require action and the actions to be taken at each trigger level. The City must make the best use of its resources to ensure that all citizens receive cost effective service from the City and that the City remains financially stable.
3. **Policies:**
 - a. All City departments will provide the required services within the financial and personnel constraints established by the annual budget
 - b. The City's General Fund Emergency Reserve Fund Balance will serve as the primary measure for budgetary compliance actions.
 - c. The Emergency Reserve Fund Balance for the General Fund will be ten (10) percent of the preceding year's income excluding transfers.
 - d. When the six month rolling average of the monthly General Fund Emergency Reserve Fund Balance is one hundred (100) percent or more of the required General Fund Emergency Reserve Fund Balance the departments will comply with the approved budget.
 - e. Triggers and actions for a falling General Fund Emergency Reserve Fund Balance:
 - (1) When the six month average of the monthly General Fund Emergency Reserve Fund Balance is below one hundred (100) percent but more than eighty (80) percent of the required undesignated/unreserved balance the departments will cease all out of state travel, training not required for certification or licensing, hiring personnel for authorized positions that have not been filled and take necessary actions to minimize overtime.
 - (2) When the six month average of the monthly General Fund Emergency Reserve Fund Balance is at or below eighty (80) percent but more than sixty (60) percent of the required undesignated/unreserved balance the departments will take all actions listed above plus cease all out of town travel, training by outside trainers and a hiring freeze on all positions.
 - (3) When the six month average of the monthly General Fund Emergency Reserve Fund Balance is at or below sixty (60) percent but more than forty (40) percent of the required undesignated/unreserved balance the departments will take all actions listed above plus cease all non-emergency requisitions, limit driving of City vehicles to the minimum possible and identify authorized positions that can be eliminated with minimal impact on mission performance.

City of Broken Arrow
General Fund Budget Compliance Policy (continued)
Effective: September 1, 2009

- (4) When the six month average of the monthly General Fund Emergency Reserve Fund Balance is at or below forty (40) percent but more than twenty (20) percent of the required undesignated/unreserved balance the departments will take all actions listed above plus elimination of authorized positions that were identified in step 3 above.
- f. Triggers and actions for a rising General Fund Emergency Reserve Fund Balance (A rising fund balance is defined as three or more months where the monthly Emergency Reserve Fund Balance increases for each month):
 - (1) When the six month average of the monthly General Fund Emergency Reserve Fund Balance is at or above forty (40) percent but less than sixty (60) percent of the required undesignated/unreserved balance the departments will return to normal requisition procedures and remove driving limitations on City vehicles.
 - (2) When the six month average of the monthly General Fund Emergency Reserve Fund Balance is at or above sixty (60) percent but less than eighty (80) percent of the required undesignated/unreserved balance the departments will take all actions listed above plus resume in state travel, resume training by outside trainers and rehire the positions eliminated (if any).
 - (3) When the six month average of the monthly General Fund Emergency Reserve Fund Balance is at or above eighty (80) percent but less than one hundred (100) percent of the required undesignated/unreserved balance the departments will take all actions listed above plus resume all out of town travel, resume training by outside trainers and remove the hiring freeze on all except positions eliminated in the reduction in force.
 - (4) When the six month average of the monthly General Fund Emergency Reserve Fund Balance is above one hundred (100) percent of the required undesignated/unreserved balance the departments will authorized to fill positions eliminated in the reduction in force.
- g. The City Manager may override any portion of the above policy if he/she determines it to be in the best interests of the City.

ANNUAL BUDGET PREPARATION

The City prepares its annual operating budget under the provisions of the Municipal Budget Act (the Budget Act). In accordance with those provisions the following process is used to adopt the annual budget.

- Prior to June 1, the City Manager submits to the City Council a proposed operating budget for the fiscal year commencing the following July 1.
- Public hearings are conducted to obtain citizen comments. At least one public hearing must be held no later than 15 days prior to July 1.
- Subsequent to public hearings, but no later than seven days prior to July 1, the budget is adopted by resolution of the City Council
- By July 1, the adopted budget is filed with the Office of State Auditor and Inspector

Preparing the Budget

The Finance Director prepares the annual Budget Calendar and distributes to staff. This calendar details a timeline for the budget.

The Budget Entry Instructions should be updated at this time for both Naviline and Green Screen and made available to all personnel involved in budget entry.

All department directors and designated staff are given access to the Budgeting Menu and account numbers applicable to their department.

A planning review meeting will be held with the City Council prior to budget entry.

Each department is responsible for inputting their estimated actuals and 2 years of budget and providing justifications for major changes. Initial review is completed by Finance and preparation of budget summary.

Departmental reviews are held with the City Manager and Finance. The Final draft of the proposed budget and capital plan is published and distributed to the City Council, Department Directors, and union representatives. The proposed budget is presented to the City Council at a regular City Council meeting by the City Manager.

Compiling and Printing the Proposed budget

Budget Cover - February – March – Contact the Communications Director in the City Manager's office and remind them a budget cover is needed by May 1. The budget cover should read "PROPOSED FYXXXX BUDGET AND FYXXXX FINANCIAL PLAN". Normally pictures or graphics of new locations or accomplishments of the City in the past year are highlighted. This must be approved by the City Manager prior to publishing.

Principal Officials – A list of City Council members, City Manager and Assistant City Manager plus all Department Directors should be updated.

Budget Message – The message is written by the City Manager or the Finance Director and will be one of the very last items completed. All numbers must be checked prior to publishing. The City Manager will sign.

Mission/Vision Statements – Reprint or update as required

City of Broken Arrow Organization Chart – Review chart for possible changes. This is updated by the City Manager's office.

Table of Contents – Update after all budget information is collected. Manually type page numbers as required.

Budget Summary – All Funds –The Finance Director will complete. This is the actual Budget that is approved by Council.

Charts – Provide a final copy of the FY2015 Budget Summary for all funds, and the FY2015 General Fund and BAMA Budgets to the Financial Services Manager. From this information the charts will be constructed.

Position Status Report, General Fund and BAMA – The Position Status Report must be updated and approved by Human Resources.

Departmental Organization Report – Each department must update their organizational charts. All are reviewed and must balance to the Position Status Report prior to publishing. Send a final copy to Human Resources before publishing.

Budget Calendar – Provided by the Director of Finance

Budget Resolution – Contact the Legal Department for a resolution. The resolution number will be new, and all dates in the resolution must be updated. A blank resolution is printed in the Proposed Budget. An executed copy is printed in the Adopted Budget with an original executed document in the State's copy of the Adopted Budget book.

Divider Sheets – Print Divider sheets for three separate sections of the book, General Fund, BAMA and Other funds.

Compliance with the Budget Act

Approximately May 1, confer with the Finance Director on the date of the public hearing. With this information, see the City Clerk on publication of the Budget prior to the public hearing in accordance with the Budget Act (publication date of the Notice of Public Hearing for the proposed budget must be 5 business days prior to the date of the proposed budget public hearing). Request four copies of the Proof of Publication from each of the two publications, normally the Tulsa Legal News and the Wagoner Tribune, one each for the State Auditor, the Estimate of Needs, City Clerk and Finance copy.

The day the budget is printed in the two publications deliver a reference copy of the Proposed Budget to both Broken Arrow Libraries for citizen review and a copy to the Reception Desk at City Hall.

Also provide the Communications Director an unbound copy of the Proposed Budget to add to the website. Distribute copies of the proposed budget as directed by the Finance Director.

Normally, the first Council Meeting in June is also the required public hearing for the Proposed Budget. The second Council Meeting in June, the Proposed Budget is adopted. Prior to this meeting, request three executed copies of the Resolution, one each for the State Auditor's book, City Clerk and Finance copy.

The budget cover is updated to read Adopted Budget, an executed Resolution replaces the copy in the budget book, along with a proof of publication from both newspapers, and all is mailed to the State Auditor, preferably with Signature Required and Return Receipt Requested instructions to confirm budget was delivered.

Also provide the Communications Director an unbound copy of the Adopted Budget for addition to the website. At this time, reprint copies as directed by the Finance Director.

New budget goes into effect July 1.

Budget Amendments

A. The governing body may amend the budget to make supplemental appropriations to any purpose up to the amount of additional income and revenues, which are available and provided for current expenditures due to:

1. Revenues received or to be received from sources not anticipated in the budget for that year;
2. Revenues received or to be received from anticipated sources but in excess of the budget estimates therefore; or
3. Unexpended and unencumbered fund balances on hand at the end of the preceding fiscal year, which had not been anticipated or appropriated in the budget. The applicable provisions of Section 26 of Article 10 of the Oklahoma Constitution shall govern any appropriation authorizing the creating of indebtedness.

B. If at any time during the budget year it appears probable that revenues available will be insufficient to meet the amount appropriated, or that due to unforeseen emergencies there is temporarily insufficient money to meet the requirements of appropriation, the governing body shall take action, as it deems necessary. For that purpose, it may amend the budget to reduce one or more appropriations or it may amend the budget to transfer money from one purpose to another purpose, but no appropriation for debt service may be reduced and more than the amount of the unencumbered and unexpended balance thereof may reduce no appropriation. No transfer shall be made from the debt service fund to any other fund except as may be permitted by the terms of the bond issue or applicable law.

C. A budget amendment as provided in this section authorizing supplemental appropriations or a decrease in the total appropriation of funds shall be adopted at a meeting of the governing body and filed with the municipal clerk and the State Auditor and Inspector.

The Accounting Process

The accounting and reporting policies of the City conform to Generally Accepted Accounting Principles (“GAAP”) applicable to state and local governments. Generally Accepted Accounting Principles for local governments include those principles prescribed by the Governmental Accounting Standards Board (“GASB”), which includes all statements and interpretations of the National Council on Governmental Accounting unless modified by the GASB, and those principles prescribed by the American Institute of Certified Public Accountants in the publication entitled Audits of State and Local Governmental Units. The following is a summary of the more significant policies and practices used by the City.

Development of Fiscal Year 2020 and Financial Plan 2021 Operating and Capital Budget

OCTOBER 2018	Budget Calendar Distributed. Department Directors and Division Chiefs will have access to budget levels.
NOVEMBER 30, 2018	All new capital requests are due. Please use the attached Spreadsheet and include projects in order of priority.
DECEMBER 21, 2018	Hearings for Capital Projects to be completed.
DECEMBER 28, 2018	Personnel changes requested for Fiscal Years 2019 and 2020 with explanations submitted to the City Manager, Assistant City Manager(s), Human Resources, and Finance. These changes can be additions, deletions, or reorganizational requests.
JANUARY 31, 2019	<p>Preparation of Operational accounts and Miscellaneous Funds are due. Estimated Actual for Fiscal Year 2019 for all accounts. Fiscal Year 2020 and Financial Plan 2021 all accounts should be completed with the exception of payroll. Complete ONLY Variable pay and overtime in payroll. Finance will complete the rest of the payroll accounts for Fiscal Year 2020 and Financial Plan 2021.</p> <p>All numbers should be entered in multiples of \$100.</p> <p>Department directors to review and propose changes to the Manual of Fees to Assistant City Managers and Finance Director.</p>
FEBRUARY 2019	<p>Hearings to discuss proposed Operational Budgets will take place with Department Directors, the City Manager's Office, and the Finance Department.</p> <p>Capital Budget Finalized. Discussion on Rollover Projects.</p>
MARCH 2019	Decisions are finalized and prepared for City Council consideration.
APRIL 2019	City Manager presents proposed budget and capital requests to the City Council.
May 2019	City Council reviews proposed budget and capital requests. The Public Hearing will be held. Adoption of the budget, capital requests, and approval of resolutions to happen at the City Council Meeting.

DEBT SERVICE

OVERVIEW

The City's debt management program states, "General obligation (GO) and revenue bonds shall be issued for capital improvements and major capital maintenance. No operating expenses shall be funded using long-term borrowing." All long-term borrowing shall be planned and incorporated into the Capital Improvements Program. To date the City has only issued GO bonds. All revenue bonds have been issued by authorities for whom the City is the beneficiary. Cities in Oklahoma could not issue revenue bonds until the 1990s. Authorities are still used for revenue bond debt financing because revenue streams are pledged under master indentures that run the life of previously issued long term bonds. Any revenue bonds issued by the City would have to be subordinate to the existing debt and carry higher interest costs.

GENERAL OBLIGATION BOND

The City's GO indebtedness is rated Aa3 by Moody's Investor's Service. GO indebtedness is paid from the Sinking Fund. The primary revenue sources for the Sinking Fund are property taxes, and in the case of GO bonds for sanitary sewer improvements, sanitary sewer system user fees.

The Constitution of the State of Oklahoma prohibits the City from becoming indebted in an amount exceeding the revenue to be received for any fiscal year, without the approval of the voters. GOs are required to be fully paid within 25 years from the date of issue and are backed by the full faith and credit of the City. They have been approved by the voters and issued by the City for various municipal improvements.

Article 10 of the Oklahoma Constitution contains provisions under which municipalities can issue GO bonds. Section 27, which the city uses to structure GO bond issues, does not have any limits on the amount of bonds that can be issued given approval by the local voters.

With the issuance of new debt or refinancing existing debt, to the extent possible, bond sales are structured to achieve level debt service payments. This structuring helps to moderate the year over year change in property tax rates that support the repayment of the general obligation debt.

REVENUE BONDS AND OTHER LONG-TERM OBLIGATIONS

Revenue bonds and other outstanding long-term obligations consist of debt issued by several authorities and trusts of the City. The debt of these authorities and trusts does not constitute debt of the City and is payable solely from resources of the authorities and trusts.

Under an agreement between the City of Broken Arrow and the Broken Arrow Municipal Authority (BAMA), the City prepares and adopts a budget for the Authority, which includes debt service on revenue bonds and other long-term obligations supported by revenues of the Water Operating Fund and the Sanitary Sewer Operating Fund.

A summary of revenue bonds and other long-term obligations of the authorities and trusts of the City outstanding as of March 31, 2019 follow.

Loan	Final Maturity	Outstanding Balance	Interest Rate
Clean Water SRF			
ORF-01-0011-CW	2/15/2021	38,149	0.50%
ORF-05-0006-CW	3/15/2024	6,070,415	3.50%
ORF-09-0033-CW	9/15/2033	2,348,688	2.85%
ORD-13-0010-CW	9/15/2034	6,047,718	2.01%
ORF-16-0005-CW	9/15/2038	2,633,310	1.96%
ORF-16-0006-CW	3/15/2021	830,246	1.57%
ORF-18-0018-CW	3/15/2025	1,597,470	1.80%
ORF-17-0005-CW	3/15/2034	54,500	2.57%
Drinking Water SRF			
ORF-03-0006-DW	9/15/2025	3,590,227	3.50%
ORF-09-0044-DW	3/15/2031	2,435,326	3.11%
ORF-11-0006-DW	3/15/2034	26,135,683	2.94%
FAP			
FAP-11-0002-L	9/15/2040	28,060,000	2.4%-4.4%
FAP-16-0001-L	9/15/2035	10,245,000	2.2%-4.04%
FAP-17-0003-L	9/15/2046	6,445,000	2.2%-5.2%
FAP-17-0004-L	9/15/2044	18,565,000	2.2%-5.2%
FAP-19-0001-L	9/15/2048	19,770,000	4.2%-5.2%
Total		134,866,732	

Governmental long term debt	Final Maturity	Outstanding Balance	Interest Rate
GO Bond - 2008A	4/1/2023	0.00	3.5%-5.0%
GO Bond - 2009B	3/1/2024	0.00	2.5%-4.65%
GO Bond - 2009C	12/1/2024	1,385,000	2.25%-3.75%
GO Bond - 2009D	12/1/2024	2,760,000	2.25%-3.75%
GO Bond - 2010A	8/1/2020	435,000	1.35%-4.0%
GO Bond - 2010B	8/1/2030	6,690,000	2.0%-4.0%
GO Bond - 2011A	8/1/2031	3,440,000	2.0%-4.125%
GO Bond - 2011B	8/1/2031	7,850,000	2.0%-4.125%
GO Bond - 2012	11/1/2032	8,850,000	1.0%-4.0%
GO Bond - 2013A	12/1/2023	2,060,000	1.0%-2.375%
GO Bond - 2013B	12/1/2033	4,900,000	2.0%-3.75%
GO Bond - 2014A	12/1/2034	9,860,000	3.0%-5.0%
GO Bond - 2014B	12/1/2024	2,125,000	2.0%-3.0%
GO Bond - 2016A	1/1/2036	10,365,000	2.0%-4.0%
GO Bond - 2016B	1/1/2036	5,935,000	2.5%-3.25%
GO Bond - 2016C	6/1/2021	3,230,000	0.65%-3.0%
GO Bond - 2016D	12/1/2036	17,735,000	2.0%-3.125%
GO Bond - 2018A	5/1/2038	18,755,000	2.375%-4.0%
GO Bond - 2018B	12/1/2038	10,860,000	3.0% - 4.0%
GO Bond - 2018C	12/1/2038	11,500,000	3.0%-4.0%
GO Bond - 2018D	12/1/2023	1,000,000	3.0%-3.5%
GO Bond - 2018E	4/1/2023	7,490,000	3.0%-5.0%

Total	137,225,000
--------------	--------------------

Other Loans & Notes	Final Maturity	Outstanding Balance 3/31/2019	Interest Rate
Bass Pro Note	11/25/2025	10,118,037	LIBOR + 1%
Broken Arrow Economic Development Authority Tax Increment Revenue	10/1/2027	7,565,000	3.35%
3 Ambulance - Lease/Purchase	12/1/2021	556,289	3.30%

RESOLUTION 1204

A RESOLUTION OF THE BROKEN ARROW CITY COUNCIL, ADOPTING THE FISCAL YEAR 2019-2020 ANNUAL BUDGET FOR THE CITY IN ACCORDANCE WITH THE PROVISIONS OF THE MUNICIPAL BUDGET ACT

WHEREAS, the provisions of the Municipal Budget Act (11 O.S. §17-201, et seq.) (“Act”) have been adopted by resolution by the City; and

WHEREAS, the Public Hearing process set forth in the Act has been completed; and

WHEREAS, the Act requires the annual budget to be adopted by the governing body of the City by resolution no later than seven (7) days prior to the beginning of the fiscal year.

NOW, THEREFORE, BE IT RESOLVED BY THE CITY COUNCIL OF THE CITY OF BROKEN ARROW, OKLAHOMA, THAT:

1. The accompanying budget document sets forth the estimated revenue and appropriations for each fund of the City and is hereby formally adopted by the Broken Arrow City Council.
2. The accompanying budget document complies with the requirements of the Act by including:
 - A complete financial plan for the City, showing revenues and expenditures, past and anticipated
 - Budget Message
 - Budget Summary - All Funds
 - Fund Budget Summaries showing estimates of revenues and expenditures
 - Departmental Appropriations by Account Category
3. In accordance with the Act, the City Council has determined that expenditures and encumbrances may not be authorized that exceed the available appropriation of any department of any fund.
4. Only the City Council may authorize budget amendments involving any supplement, decrease, or inter-departmental transfer of appropriations. The City Manager may authorize budget amendments involving intra-departmental transfers of appropriations.

ADOPTED BY THE BROKEN ARROW CITY COUNCIL THIS ____ DAY OF _____, 2019.

MAYOR

ATTEST:

City Clerk (Seal)

APPROVED AS TO FORM:

Assistant City Attorney

RESOLUTION NO. 1225

A RESOLUTION OF THE BROKEN ARROW CITY COUNCIL ADOPTING A FINANCIAL POLICY FOR THE CITY OF BROKEN ARROW RELATING TO MAINTAINING RESERVES IN THE GENERAL FUND

WHEREAS, The City of Broken Arrow prepares and adopts its budget annually under the Municipal Budget Act; and

WHEREAS, consistent financial planning and management are important to the City 's ability to meet service demands, to maintain competitive levels of taxes and fees, to absorb shocks resulting from fluctuations in the local and state economy, respond to emergencies and natural disaster and to issue bonds at the lowest possible interest rates;

WHEREAS, adopting, maintaining and adhering to sound budgeting and financial planning policies promote consistent financial planning and management; and

WHEREAS, in order meet unexpected needs and to minimize the disruption caused by unforeseen events, decreases in revenues and/or increased in expenditures from year to year the City should maintain a reserve in the City's General Fund as follows:


General Fund Reserves- The General Fund should maintain emergency reserves in the amount of 15% of budgeted current revenue not to include inter-fund transfers.

WHEREAS, the above stated reserve levels are intended to promote long range financial planning, to maintain adequate financial services, for emergencies from natural disasters, to increase investment in capital assets and to fund operating costs with operating revenues.


NOW, THEREFOR BE IT RESOLVED BY THE MAYOR AND CITY COUNCIL OF THE CITY OF BROKEN ARROW, OKLAHOMA that the Financial Planning Policies Relating to Reserves as enumerated above are hereby adopted and that the City Manager shall prepare and submit future proposed budgets in accordance with Oklahoma Municipal Finance Law and the policies enumerated above.

ADOPTED BY THE COUNCIL AND SIGNED BY THE MAYOR OF THE CITY OF BROKEN ARROW this 3rd day of June, 2019

ATTEST


City Clerk

Approved as to form


Assistant City Attorney




Mayor

A large, stylized orange arrow points diagonally from the bottom-left towards the top-right. Behind the arrow is a large, light-orange circular shape with several curved, overlapping bands of a slightly darker shade of orange, creating a sense of motion or a target. The text is centered horizontally and stacked vertically over this graphic.

CITY OF BROKEN ARROW

GENERAL FUND

FY2020 BUDGET

FY2021 FINANCIAL PLAN

GENERAL FUND REVENUE SUMMARY
FISCAL YEAR 2020 BUDGET & FISCAL YEAR 2021 FINANCIAL PLAN

DESCRIPTION	ACTUAL 2018	BUDGET 2019	ESTIMATED ACTUAL 2019	BUDGET 2020	FINANCIAL PLAN 2021
Beginning Fund Balance:					
Reserved Fund Balances					
Emergency Reserve Fund Balance	4,171,200	5,725,280	5,824,063	5,900,460	9,131,864
Reserved for Compensated Absences	2,828,770	2,828,770	2,930,300	2,828,770	3,000,000
Reserved for Debt Service	1,716,245	1,753,357	1,716,200	-	-
Reserved for Alfa Laval Road	-	600,000	-	-	-
Reserved for Tiger Hill Wall	-	1,523,166	-	-	-
Reserved for Capital Projects	4,077,029	-	4,312,872	7,268,290	3,882,931
Total Reserved Fund Balances	12,793,244	12,430,573	14,783,435	15,997,520	16,014,796
Total Fund Balance	12,793,244	12,430,573	14,783,435	15,997,520	16,014,796
Taxes					
Sales Tax:					
City	21,367,932	21,335,300	22,241,874	22,686,800	23,140,500
Utility	14,052,322	14,167,200	14,839,662	15,136,500	15,439,200
Total Sales Tax	35,420,254	35,502,500	37,081,536	37,823,300	38,579,700
Use Tax	3,595,924	3,726,800	4,366,838	4,432,400	4,521,000
Tobacco Tax	590,669	568,700	460,573	450,000	440,000
Franchise Tax:	4,373,968	4,384,300	4,331,793	4,471,200	4,582,735
Total Taxes	43,980,815	44,182,300	46,240,740	47,176,900	48,123,435
Other Revenues					
Licenses & Permits	777,080	937,400	869,727	890,700	920,000
Intergovernmental :	389,005	407,000	375,254	410,000	420,000
Charges for Services	10,493,527	10,875,000	10,720,767	11,194,000	11,611,300
Fines, Forfeitures and Assessments	1,216,494	1,218,500	1,366,368	1,502,700	1,505,810
Interest	22,994	21,400	33,894	34,000	34,000
Miscellaneous	1,360,710	1,363,000	1,272,345	1,301,200	1,301,200
Total Other Revenues	14,259,810	14,822,300	14,638,355	15,332,600	15,792,310
Total Current Revenues	58,240,625	59,004,600	60,879,095	62,509,500	63,915,745
Other Financing Sources:					
Transfers In	15,172,322	15,192,200	15,949,662	16,536,500	16,810,300
Fund Balance Transfer	-	-	1,700,000	-	-
Total Revenues	73,412,947	74,196,800	78,528,757	79,046,000	80,726,045
Current Expenditures					
Personal Services	12,254,044	13,862,407	13,504,000	14,955,320	15,293,020
Other Services & Charges	3,886,375	4,472,700	4,504,500	5,131,700	5,546,400
Materials & Supplies	1,072,543	1,287,450	1,134,000	1,373,800	1,356,800
Total Current Expenditures	17,212,962	19,622,557	19,142,500	21,460,820	22,196,220
Other Financing Sources (Uses):					
Transfers Out	54,209,794	54,468,900	58,172,172	57,567,904	58,204,692
Total Other Financing Sources (Uses):	54,209,794	54,468,900	58,172,172	57,567,904	58,204,692
Total Budget	71,422,756	74,091,457	77,314,672	79,028,724	80,400,912
Net Income	1,990,191	105,343	1,214,085	17,276	325,133
Ending Fund Balance:					
Reserved Fund Balances					
Emergency Reserve Fund Balance	5,824,063	5,794,686	5,900,460	9,131,864	9,376,425
Reserved for Compensated Absences	2,930,300	2,828,770	2,828,770	3,000,000	3,000,000
Reserved for Debt Service	1,716,200	1,770,900	-	-	-
Reserved for Alfa Laval Road	-	600,000	-	-	-
Reserved for Tiger Hill Wall	-	1,441,560	-	-	-
Reserved for Economic Development	-	-	-	-	-
Reserved for Capital Projects	4,312,872	100,000	7,268,290	3,882,931	3,963,504
Total Reserved Fund Balances	14,783,435	12,535,916	15,997,520	16,014,796	16,339,929
Total Fund Balance	14,783,435	12,535,916	15,997,520	16,014,796	16,339,929

**GENERAL FUND
REVENUE DETAIL
FISCAL YEAR 2020 BUDGET & FISCAL YEAR 2021 FINANCIAL PLAN**

DESCRIPTION	ACTUAL REVENUES 2018	BUDGETED REVENUES 2019	ESTIMATED REVENUES 2019	BUDGETED REVENUES 2020	FINANCIAL PLAN 2021
Franchise Tax:					
Electric	1,684,941	1,690,000	1,814,381	1,900,700	1,995,735
Gas	1,261,317	1,263,400	1,174,135	1,263,700	1,275,000
Cable Television	1,369,414	1,380,900	1,258,878	1,226,800	1,230,000
Telephone	58,296	50,000	84,399	80,000	82,000
Total Franchise Tax	4,373,968	4,384,300	4,331,793	4,471,200	4,582,735
Licenses & Permits:					
Occupational Licenses	238,789	253,400	283,077	297,200	305,000
Peddlers Licenses	3,309	2,000	2,000	2,000	2,000
Food Licenses	46,873	50,000	51,408	51,500	53,000
Other Fees	88,407	92,000	131,225	130,000	135,000
Building Permits	399,702	540,000	402,017	410,000	425,000
Total Licenses & Permits	777,080	937,400	869,727	890,700	920,000
Intergovernmental :					
Intergovernmental	200,323	205,000	170,048	200,000	205,000
Alcoholic Beverage Tax	188,682	202,000	205,206	210,000	215,000
Total Intergovernmental	389,005	407,000	375,254	410,000	420,000
Fines, Forfeitures and Assessments:					
Court Fines/Returned Check Fees	1,210,392	1,206,500	1,364,184	1,500,500	1,503,510
Assessment Districts	6,102	12,000	2,184	2,200	2,300
Total Fines, Forfeitures and Assessments	1,216,494	1,218,500	1,366,368	1,502,700	1,505,810
Charges for Services:					
Planning and Zoning	232,265	241,000	170,235	200,000	210,000
Sale Of Material	109,955	40,000	42,248	45,000	45,000
BAMA PILOT	3,371,390	3,513,600	3,455,627	3,576,000	3,781,800
Rural Fire Runs	2,868	2,500	2,500	2,500	3,000
Inspection Fees	804,203	944,500	920,479	925,000	940,000
Ambulance Revenue	2,912,477	3,040,000	3,191,338	3,550,000	3,800,000
LifeRide	2,335,516	2,242,000	2,063,899	2,060,000	1,950,000
Training	3,200	2,900	4,375	3,500	4,000
Special Events	-	10,000	20,500	15,000	15,000
Cemetery Fee	154,896	150,000	137,401	140,000	145,000
Animal Control Fees	66,101	62,000	78,726	70,000	70,000
Nuisance Abatement	(26,663)	36,000	63,145	40,000	40,000
Parks and Recreation	247,992	250,000	267,569	260,000	265,000
Swimming Pools	183,565	231,500	186,163	190,000	192,000
Administrative Fees	12,502	15,000	16,860	19,000	49,000
Schools	46,051	46,000	48,000	48,000	49,000
Cash Over & Short	(743)	-	-	-	-
Juvenile Court	37,952	48,000	51,702	50,000	52,500
Total Charges for Services	10,493,527	10,875,000	10,720,767	11,194,000	11,611,300

**GENERAL FUND
REVENUE DETAIL
FISCAL YEAR 2020 BUDGET & FISCAL YEAR 2021 FINANCIAL PLAN**

DESCRIPTION	ACTUAL REVENUES 2018	BUDGETED REVENUES 2019	ESTIMATED REVENUES 2019	BUDGETED REVENUES 2020	FINANCIAL PLAN 2021
Miscellaneous:					
Rental Property	1,224,896	1,190,000	1,121,653	1,181,200	1,181,200
Donations	-	25,000	-	-	-
Miscellaneous	93,802	100,000	108,723	100,000	100,000
Insurance Proceeds	42,012	48,000	41,969	20,000	20,000
Total Miscellaneous	1,360,710	1,363,000	1,272,345	1,301,200	1,301,200
Transfers In:					
BAMA	14,052,322	14,167,200	14,839,662	15,136,500	15,420,300
Conference & Visitors Board	225,000	225,000	225,000	225,000	225,000
Street and Alley	720,000	720,000	720,000	1,000,000	1,000,000
Sinking Fund	175,000	80,000	165,000	175,000	165,000
Total Transfers In	15,172,322	15,192,200	15,949,662	16,536,500	16,810,300

**GENERAL FUND
ACTUAL EXPENDITURES
FISCAL YEAR 2018**

DEPARTMENT/DIVISION	PERSONAL SERVICES	OTHER SERVICES & CHARGES	MATERIALS AND SUPPLIES	TOTAL
CITY MANAGER	838,845	42,595	6,329	887,769
FINANCE - ACCOUNTING	826,091	54,156	8,687	888,934
CITY ATTORNEY	795,826	163,675	26,393	985,894
HUMAN RESOURCES:				
HUMAN RESOURCES	589,656	267,415	5,921	862,992
RISK MANAGEMENT	137,084	18,070	18,799	173,953
TOTAL HUMAN RESOURCES	726,740	285,485	24,720	1,036,945
INFORMATION TECHNOLOGIES	1,007,714	353,598	26,322	1,387,634
COMMUNITY DEVELOPMENT:				
COMMUNITY PERMITTING	721,104	82,878	18,355	822,337
PLACEMAKING	133,033	3,475	77	136,585
PLANNING AND DEVELOPMENT	682,820	30,491	8,071	721,382
NEIGHBORHOOD ENGAGEMENT	903,169	52,455	33,174	988,798
TOTAL COMMUNITY DEVELOPMENT	2,440,126	169,299	59,677	2,669,102
GENERAL GOVERNMENT	11,527	1,990,026	16,557	2,018,110
CITY/COURT CLERK	525,594	64,415	14,626	604,635
GENERAL SERVICES	157,516	9,986	12,974	180,476
STREET/STORMWATER				
STREET	1,724,136	103,179	457,958	2,285,273
SIGNAL MAINTENANCE	450,936	14,506	45,001	510,443
TOTAL STREET/STORMWATER	2,175,072	117,685	502,959	2,795,716
PARKS:				
PARKS	1,594,287	209,765	235,765	2,039,817
MAIN PLACE	-	40,348	1,234	41,582
RECREATION	677,054	241,943	81,733	1,000,730
FORESTRY/HORTICULTURE	296,782	39,098	31,154	367,034
HISTORICAL MUSEUM	-	43,617	1,640	45,257
SPECIAL EVENTS	180,870	60,684	21,773	263,327
TOTAL PARKS	2,748,993	635,455	373,299	3,757,747
TOTAL DEPARTMENTAL	12,254,044	3,886,375	1,072,543	17,212,962
TRANSFERS OUT				
BAMA				14,052,322
BAEDA				600,000
PUBLIC SAFETY SALES TAX:				
POLICE				21,677,600
FIRE				17,879,872
TRANSFERS OUT				54,209,794
TOTAL EXPENDITURES/USES	12,254,044	3,886,375	1,072,543	71,422,756

**GENERAL FUND
BUDGETED EXPENDITURES
FISCAL YEAR 2019**

DEPARTMENT/DIVISION	PERSONAL SERVICES	OTHER SERVICES & CHARGES	MATERIALS AND SUPPLIES	TOTAL
CITY MANAGER				
CITY MANAGER	917,819	45,100	7,500	970,419
COMMUNICATIONS	228,660	119,200	1,400	349,260
TOTAL CITY MANAGER	1,146,479	164,300	8,900	1,319,679
FINANCE - ACCOUNTING	1,029,692	98,100	20,300	1,148,092
CITY ATTORNEY	876,302	238,700	36,000	1,151,002
HUMAN RESOURCES:				
HUMAN RESOURCES	680,521	318,900	13,650	1,013,071
RISK MANAGEMENT	148,634	44,400	26,100	219,134
TOTAL HUMAN RESOURCES	829,155	363,300	39,750	1,232,205
INFORMATION TECHNOLOGIES	1,049,582	468,800	40,000	1,558,382
COMMUNITY DEVELOPMENT:				
COMMUNITY PERMITTING	819,590	88,800	20,500	928,890
PLANNING AND DEVELOPMENT	688,270	40,900	7,800	736,970
PLACEMAKING	140,354	11,000	3,100	154,454
NEIGHBORHOOD ENGAGEMENT	970,402	80,100	38,500	1,089,002
TOTAL COMMUNITY DEVELOPMENT	2,618,616	220,800	69,900	2,909,316
GENERAL GOVERNMENT	12,500	2,069,000	17,000	2,098,500
CITY/COURT CLERK	614,448	89,700	15,000	719,148
GENERAL SERVICES	178,473	16,400	16,400	211,273
STREET/STORMWATER				
STREET	1,878,884	109,900	532,700	2,521,484
SIGNAL MAINTENANCE	515,031	47,700	56,500	619,231
TOTAL STREET/STORMWATER	2,393,915	157,600	589,200	3,140,715
PARKS:				
PARKS	1,716,887	254,200	250,200	2,221,287
MAIN PLACE	-	45,500	3,500	49,000
RECREATION	808,783	250,300	103,000	1,162,083
FORESTRY/HORTICULTURE	356,685	54,600	50,900	462,185
HISTORICAL MUSEUM	-	49,100	2,500	51,600
SPECIAL EVENTS	231,890	76,300	22,000	330,190
TOTAL PARKS	3,114,245	730,000	432,100	4,276,345
TOTAL DEPARTMENTAL	13,863,407	4,616,700	1,284,550	19,764,657
TRANSFERS OUT				
TRANSFERS OUT				
BAMA				14,167,200
BAEDA				600,000
PUBLIC SAFETY SALES TAX:				
POLICE				21,617,988
FIRE				18,083,712
TRANSFERS OUT				54,468,900
TOTAL EXPENDITURES/USES	13,863,407	4,616,700	1,284,550	74,233,557

**GENERAL FUND
ESTIMATED ACTUAL
FISCAL YEAR 2019**

DEPARTMENT/DIVISION	PERSONAL SERVICES	OTHER SERVICES & CHARGES	MATERIALS AND SUPPLIES	TOTAL
CITY MANAGER				
CITY MANAGER	1,011,500	39,600	6,000	1,057,100
COMMUNICATIONS	240,800	111,000	1,300	353,100
TOTAL CITY MANAGER	1,252,300	150,600	7,300	1,410,200
FINANCE - ACCOUNTING	990,400	108,400	15,100	1,113,900
CITY ATTORNEY	696,100	298,300	31,000	1,025,400
HUMAN RESOURCES:				
HUMAN RESOURCES	682,900	306,800	13,700	1,003,400
RISK MANAGEMENT	121,600	37,200	13,000	171,800
TOTAL HUMAN RESOURCES	804,500	344,000	26,700	1,175,200
INFORMATION TECHNOLOGIES	1,043,200	409,000	33,000	1,485,200
COMMUNITY DEVELOPMENT:				
COMMUNITY PERMITTING	796,400	103,800	21,200	921,400
PLANNING AND DEVELOPMENT	653,000	39,200	5,800	698,000
PLACEMAKING	141,400	5,400	1,500	148,300
NEIGHBORHOOD ENGAGEMENT	1,050,900	71,700	35,500	1,158,100
TOTAL COMMUNITY DEVELOPMENT	2,641,700	220,100	64,000	2,925,800
GENERAL GOVERNMENT	10,500	2,079,800	19,500	2,109,800
CITY/COURT CLERK	622,500	68,000	15,400	705,900
GENERAL SERVICES	140,900	16,700	15,900	173,500
STREET/STORMWATER				
STREET	1,872,000	99,700	472,600	2,444,300
SIGNAL MAINTENANCE	537,700	35,800	68,600	642,100
TOTAL STREET/STORMWATER	2,409,700	135,500	541,200	3,086,400
PARKS:				
PARKS	1,606,600	216,200	230,000	2,052,800
MAIN PLACE	-	40,700	2,000	42,700
RECREATION	737,400	251,000	74,700	1,063,100
FORESTRY/HORTICULTURE	310,100	43,800	36,200	390,100
HISTORICAL MUSEUM	-	44,400	1,800	46,200
SPECIAL EVENTS	238,100	78,000	20,200	336,300
TOTAL PARKS	2,892,200	674,100	364,900	3,931,200
TOTAL DEPARTMENTAL	13,504,000	4,504,500	1,134,000	19,142,500
TRANSFERS OUT				
TRANSFERS OUT				
BAMA				14,839,662
BAEDA				600,000
PUBLIC SAFETY SALES TAX:				
POLICE				22,342,628
FIRE				18,689,882
TRANSFERS OUT				56,472,172
TOTAL EXPENDITURES/USES	13,504,000	4,504,500	1,134,000	75,614,672

**GENERAL FUND BUDGET
BUDGETED EXPENDITURES
FISCAL YEAR 2020**

DEPARTMENT/DIVISION	PERSONAL SERVICES	OTHER SERVICES & CHARGES	MATERIALS AND SUPPLIES	TOTAL
CITY MANAGER				
CITY MANAGER	989,600	37,300	6,000	1,032,900
COMMUNICATIONS	239,700	103,700	1,300	344,700
ECONOMIC DEVELOPMENT	222,800	63,200	2,400	288,400
TOTAL CITY MANAGER	1,452,100	204,200	9,700	1,666,000
FINANCE - ACCOUNTING	1,154,320	135,600	25,500	1,315,420
CITY ATTORNEY	928,300	323,400	55,300	1,307,000
HUMAN RESOURCES:				
HUMAN RESOURCES	783,800	383,800	17,500	1,185,100
RISK MANAGEMENT	54,600	500	1,500	56,600
TOTAL HUMAN RESOURCES	838,400	384,300	19,000	1,241,700
INFORMATION TECHNOLOGIES	1,123,900	560,400	33,200	1,717,500
COMMUNITY DEVELOPMENT:				
COMMUNITY PERMITTING	751,500	85,500	20,100	857,100
PLACEMAKING	140,700	10,100	1,800	152,600
PLANNING AND DEVELOPMENT	693,500	39,700	7,600	740,800
NEIGHBORHOOD ENGAGEMENT	1,058,600	117,800	45,100	1,221,500
TOTAL COMMUNITY DEVELOPMENT	2,644,300	253,100	74,600	2,972,000
GENERAL GOVERNMENT	11,600	2,211,700	18,900	2,242,200
CITY/COURT CLERK	643,500	95,700	16,900	756,100
GENERAL SERVICES	183,200	20,300	17,000	220,500
STREET/STORMWATER				
STREET	2,009,800	114,300	583,700	2,707,800
SIGNAL MAINTENANCE	530,700	44,700	66,700	642,100
TOTAL STREET/STORMWATER	2,540,500	159,000	650,400	3,349,900
PARKS:				
PARKS	1,866,500	261,600	272,300	2,400,400
MAIN PLACE	-	47,500	3,300	50,800
RECREATION	832,100	257,100	97,200	1,186,400
FORESTRY/HORTICULTURE	484,700	59,000	52,000	595,700
HISTORICAL MUSEUM	-	55,600	2,500	58,100
SPECIAL EVENTS	251,900	103,200	26,000	381,100
TOTAL PARKS	3,435,200	784,000	453,300	4,672,500
TOTAL DEPARTMENTAL	14,955,320	5,131,700	1,373,800	21,460,820
TRANSFERS OUT				
TRANSFERS OUT				
BAMA				15,136,500
BAEDA				300,000
PUBLIC SAFETY SALES TAX:				
POLICE				22,940,987
FIRE				19,190,417
TRANSFERS OUT				57,567,904
TOTAL EXPENDITURES/USES	14,955,320	5,131,700	1,373,800	79,028,724

**GENERAL FUND BUDGET
BUDGETED EXPENDITURES
FISCAL YEAR 2021**

DEPARTMENT/DIVISION	PERSONAL SERVICES	OTHER SERVICES & CHARGES	MATERIALS AND SUPPLIES	TOTAL
CITY MANAGER				
CITY MANAGER	1,009,300	37,300	6,000	1,052,600
COMMUNICATIONS	244,500	103,700	1,300	349,500
ECONOMIC DEVELOPMENT	227,200	83,200	2,400	312,800
TOTAL CITY MANAGER	1,481,000	224,200	9,700	1,714,900
FINANCE - ACCOUNTING	1,174,420	127,200	20,500	1,322,120
CITY ATTORNEY	946,700	348,400	32,000	1,327,100
HUMAN RESOURCES:				
HUMAN RESOURCES	799,800	404,900	18,600	1,223,300
RISK MANAGEMENT	47,000	1,000	2,000	50,000
TOTAL HUMAN RESOURCES	846,800	405,900	20,600	1,273,300
INFORMATION TECHNOLOGIES	1,145,300	802,100	33,800	1,981,200
COMMUNITY DEVELOPMENT:				
COMMUNITY PERMITTING	820,400	99,100	20,600	940,100
PLACEMAKING	143,500	10,300	4,300	158,100
PLANNING AND DEVELOPMENT	707,200	37,600	5,900	750,700
NEIGHBORHOOD ENGAGEMENT	1,079,600	117,400	43,200	1,240,200
TOTAL COMMUNITY DEVELOPMENT	2,750,700	264,400	74,000	3,089,100
GENERAL GOVERNMENT	11,600	2,260,700	18,900	2,291,200
CITY/COURT CLERK	656,400	97,100	12,300	765,800
GENERAL SERVICES	187,000	20,400	18,600	226,000
STREET/STORMWATER				
STREET	2,048,600	130,300	586,700	2,765,600
SIGNAL MAINTENANCE	540,800	46,900	68,500	656,200
TOTAL STREET/STORMWATER	2,589,400	177,200	655,200	3,421,800
PARKS:				
PARKS	1,903,900	297,500	281,500	2,482,900
MAIN PLACE	-	45,500	3,300	48,800
RECREATION	848,400	253,900	97,200	1,199,500
FORESTRY/HORTICULTURE	494,400	62,100	53,800	610,300
HISTORICAL MUSEUM	-	56,600	2,500	59,100
SPECIAL EVENTS	257,000	103,200	22,900	383,100
TOTAL PARKS	3,503,700	818,800	461,200	4,783,700
TOTAL DEPARTMENTAL	15,293,020	5,546,400	1,356,800	22,196,220
TRANSFERS OUT				
TRANSFERS OUT				
BAMA				15,420,300
BAEDA				600,000
PUBLIC SAFETY SALES TAX:				
POLICE				23,009,668
FIRE				19,174,724
TRANSFERS OUT				58,204,692
TOTAL EXPENDITURES/USES	15,293,020	5,546,400	1,356,800	80,400,912

OFFICE OF THE CITY MANAGER

DIVISIONS:

City Manager
Economic Development

Communications

PURPOSE:

To serve as the Chief Executive Officer of the City of Broken Arrow providing for the oversight and administration of all City departments, directing the implementation of policies and programs adopted by the City Council, resolving citizen concerns, representing the City with in the community, region and state as required and recommending the annual budget and policy recommendations for consideration by the City Council. The City Manager's office is also responsible for communications of City business and plans and the coordination of major projects.

FINANCIAL HIGHLIGHTS

	FISCAL YEAR 2018 ACTUAL	FISCAL YEAR 2019 BUDGET	FISCAL YEAR 2019 ESTIMATED ACTUAL	FISCAL YEAR 2020 BUDGET	FISCAL YEAR 2021 FINANCIAL PLAN
PERSONAL SERVICES:					
SALARIES & WAGES	782,778	835,707	907,400	1,018,200	1,038,300
EMPLOYEE BENEFITS	276,975	310,772	344,900	433,900	442,700
TOTAL PERSONAL SERVICES	1,059,753	1,146,479	1,252,300	1,452,100	1,481,000
OTHER SERVICES & CHARGES					
PROF & TECH SERVICES	59,728	75,000	69,100	63,100	83,100
PROPERTY SERVICES	3,808	4,100	4,500	22,900	22,900
OTHER SERVICES	50,171	85,200	77,000	118,200	118,200
TOTAL OTHER SERVICES & CHARGES	113,707	164,300	150,600	204,200	224,200
MATERIALS & SUPPLIES	9,129	8,900	7,300	9,700	9,700
TOTAL	1,182,589	1,319,679	1,410,200	1,666,000	1,714,900

**CITY OF BROKEN ARROW
GENERAL FUND
CITY MANAGER DEPARTMENT
City Manager's Office**

ACCOUNT NUMBER/DESCRIPTION	FISCAL YEAR 2018 ACTUAL	FISCAL YEAR 2019 BUDGET	FISCAL YEAR 2019 ESTIMATED ACTUAL	FISCAL YEAR 2020 BUDGET	FISCAL YEAR 2021 FINANCIAL PLAN
010-0300-413.10-04 REGULAR	590,550	630,408	718,500	694,900	708,800
010-0300-413.10-05 VARIABLE PAY PROGRAM	-	5,000	-	5,000	5,000
010-0300-413.10-08 PART TIME & TEMPORARY	24,545	27,253	500	-	-
010-0300-413.10-11 OVERTIME	841	-	2,800	2,800	2,800
SALARIES AND WAGES	615,936	662,661	721,800	702,700	716,600
010-0300-413.20-10 LONGEVITY	6,200	6,300	6,300	6,900	7,000
010-0300-413.20-12 EDUCATION/PERFORMANCE	1,794	1,500	2,700	3,000	3,100
010-0300-413.20-21 SOCIAL SECURITY	41,880	51,501	50,500	54,300	55,400
010-0300-413.20-22 RETIREMENT	71,580	75,346	110,000	107,900	110,100
010-0300-413.20-26 INSURANCE	83,428	101,388	100,300	94,500	96,400
010-0300-413.20-40 CAR ALLOWANCE	10,575	10,800	10,600	10,800	11,000
010-0300-413.20-41 CELL PHONE ALLOWANCE	7,452	8,323	9,300	9,500	9,700
EMPLOYEE BENEFITS	222,909	255,158	289,700	286,900	292,700
PERSONAL SERVICES	838,845	917,819	1,011,500	989,600	1,009,300
010-0300-413.30-11 REG. FEES & CERTIFICATION	9,880	11,500	6,000	8,500	8,500
010-0300-413.30-85 MEMBERSHIP DUES	2,464	3,500	3,000	2,500	2,500
010-0300-413.30-87 PROFESSIONAL SERVICES	77	500	500	500	500
PROF & TECH SERVICES	12,421	15,500	9,500	11,500	11,500
010-0300-413.40-55 MAINTENANCE SERVICES	3,747	4,000	3,900	4,500	4,500
PROPERTY SERVICES	3,747	4,000	3,900	4,500	4,500
010-0300-413.50-03 TRAVEL & EXPENSES	22,471	22,000	22,000	16,700	16,700
010-0300-413.50-37 TEMPORARY SERVICES	1,917	2,000	2,400	2,800	2,800
010-0300-413.50-54 OUTSIDE DATA SERVICES	2,037	1,500	1,800	1,800	1,800
010-0300-413.50-86 MISCELLANEOUS	2	100	-	-	-
OTHER SERVICES	26,427	25,600	26,200	21,300	21,300
OTHER SERVICES & CHARGES	42,595	45,100	39,600	37,300	37,300
010-0300-413.60-03 OFFICE SUPPLIES	3,521	3,000	1,500	2,000	2,000
010-0300-413.60-23 MATERIAL & SUPPLIES	2,080	2,500	2,500	2,000	2,000
010-0300-413.60-24 OTHER EQUIPMENT	728	2,000	2,000	2,000	2,000
MATERIAL & SUPPLIES	6,329	7,500	6,000	6,000	6,000
CITY MANAGER	887,769	970,419	1,057,100	1,032,900	1,052,600

**CITY OF BROKEN ARROW
GENERAL FUND
CITY MANAGER DEPARTMENT
Communications Division**

ACCOUNT NUMBER/DESCRIPTION	FISCAL YEAR 2018 ACTUAL	FISCAL YEAR 2019 BUDGET	FISCAL YEAR 2019 ESTIMATED ACTUAL	FISCAL YEAR 2020 BUDGET	FISCAL YEAR 2021 FINANCIAL PLAN
010-0310-413.10-04 REGULAR	162,876	170,946	184,000	180,300	183,900
010-0310-413.10-05 VARIABLE PAY	3,064	1,000	1,200	1,200	1,200
010-0310-413.10-11 OVERTIME	791	1,100	400	600	600
010-0310-413.10-19 INJURY PAY	111	-	-	-	-
SALARIES AND WAGES	166,842	173,046	185,600	182,100	185,700
010-0310-413.20-10 LONGEVITY	-	-	-	500	500
010-0310-413.20-21 SOCIAL SECURITY	12,392	12,774	13,900	13,500	13,800
010-0310-413.20-22 RETIREMENT	16,802	17,281	18,700	18,300	18,700
010-0310-413.20-26 INSURANCE	23,689	23,697	20,700	23,400	23,900
010-0310-413.20-41 CELL PHONE ALLOWANCE	1,183	1,862	1,900	1,900	1,900
EMPLOYEE BENEFITS	54,066	55,614	55,200	57,600	58,800
PERSONAL SERVICES	220,908	228,660	240,800	239,700	244,500
010-0310-413.30-11 REG. FEES & CERTIFICATION	2,681	3,000	3,000	3,000	3,000
010-0310-413.30-85 MEMBERSHIP DUES	145	500	600	600	600
010-0310-413.30-87 PROFESSIONAL SERVICES	44,481	56,000	56,000	14,000	14,000
PROF & TECH SERVICES	47,307	59,500	59,600	17,600	17,600
010-0300-413.40-55 MAINTENANCE SERVICES	61	100	600	600	600
PROPERTY SERVICES	61	100	600	600	600
010-0310-413.50-03 TRAVEL & EXPENSES	1,427	3,000	3,000	3,000	3,000
010-0310-413.50-36 PRINTING SERVICES	13,408	40,700	30,000	64,000	64,000
010-0310-413.50-39 POSTAGE	8,427	15,400	17,300	18,000	18,000
010-0310-413.50-54 OUTSIDE DATA SERVICES	482	500	500	500	500
OTHER SERVICES	23,744	59,600	50,800	85,500	85,500
OTHER SERVICES & CHARGES	71,112	119,200	111,000	103,700	103,700
010-0310-413.60-03 OFFICE SUPPLIES	192	300	200	200	200
010-0310-413.60-21 FUEL & LUBRICANTS	-	-	-	-	-
010-0310-413.60-23 MATERIAL & SUPPLIES	651	300	200	200	200
010-0310-413.60-24 OTHER EQUIPMENT	1,692	500	600	600	600
010-0310-413.60-28 BOOKS, MAGS, & SUBSCRIPT.	265	300	300	300	300
MATERIAL & SUPPLIES	2,800	1,400	1,300	1,300	1,300
COMMUNICATIONS	294,820	349,260	353,100	344,700	349,500

**CITY OF BROKEN ARROW
GENERAL FUND
CITY MANAGER DEPARTMENT
Economic Development**

ACCOUNT NUMBER/DESCRIPTION	FISCAL YEAR 2018 ACTUAL	FISCAL YEAR 2019 BUDGET	FISCAL YEAR 2019 ESTIMATED ACTUAL	FISCAL YEAR 2020 BUDGET	FISCAL YEAR 2021 FINANCIAL PLAN
010-0315-413.10-04 REGULAR	-	-	-	131,900	134,500
010-0315-413.10-11 OVERTIME	-	-	-	1,500	1,500
SALARIES AND WAGES	-	-	-	133,400	136,000
010-0315-413.20-21 SOCIAL SECURITY	-	-	-	10,200	10,400
010-0315-413.20-22 RETIREMENT	-	-	-	13,400	13,700
010-0315-413.20-26 INSURANCE	-	-	-	63,900	65,200
010-0315-413.20-41 CELL PHONE ALLOWANCE	-	-	-	1,900	1,900
EMPLOYEE BENEFITS	-	-	-	89,400	91,200
PERSONAL SERVICES	-	-	-	222,800	227,200
010-0315-413.30-11 REG. FEES & CERTIFICATION	-	-	-	3,000	3,000
010-0315-413.30-85 MEMBERSHIP DUES	-	-	-	1,000	1,000
010-0315-413.30-87 PROFESSIONAL SERVICES	-	-	-	30,000	50,000
PROF & TECH SERVICES	-	-	-	34,000	54,000
010-0315-413.40-33 OTHER RENTAL	-	-	-	16,000	16,000
010-0315-413.40-55 MAINTENANCE SERVICES	-	-	-	1,800	1,800
PROPERTY SERVICES	-	-	-	17,800	17,800
010-0315-413.50-03 TRAVEL & EXPENSES	-	-	-	10,000	10,000
010-0315-413.50-22 TELEPHONE	-	-	-	200	200
010-0315-413.50-25 UTILITIES (PSO)	-	-	-	1,200	1,200
OTHER SERVICES	-	-	-	11,400	11,400
OTHER SERVICES & CHARGES	-	-	-	63,200	83,200
010-0310-413.60-03 OFFICE SUPPLIES	-	-	-	300	300
010-0310-413.60-23 MATERIAL & SUPPLIES	-	-	-	1,100	1,100
010-0310-413.60-24 OTHER EQUIPMENT	-	-	-	1,000	1,000
MATERIAL & SUPPLIES	-	-	-	2,400	2,400
ECONOMIC DEVELOPMENT	-	-	-	288,400	312,800
TOTAL CITY MANAGER	1,182,589	1,319,679	1,410,200	1,666,000	1,714,900

FINANCE DEPARTMENT

DIVISION:

Accounting

PURPOSE:

To provide public financial services in accordance with established financial policies including accounting for City revenues, expenditures, assets and liabilities; preparing and administering the annual budget; maintaining the City's investment portfolio; assuring timely payment of the City's bills, claims and debt liabilities; developing and monitoring the City's annual capital plan; maintaining and providing copies of all official financial documents; accounting for and obtaining reimbursement for Federal and State grants and loans; and developing and implementing financial policies and programs consistent with legal requirements.

FINANCIAL HIGHLIGHTS

	FISCAL YEAR 2018 ACTUAL	FISCAL YEAR 2019 BUDGET	FISCAL YEAR 2019 ESTIMATED ACTUAL	FISCAL YEAR 2020 BUDGET	FISCAL YEAR 2021 FINANCIAL PLAN
PERSONAL SERVICES:					
SALARIES & WAGES	611,270	749,777	727,800	841,200	855,100
EMPLOYEE BENEFITS	214,821	279,915	262,600	313,120	319,320
TOTAL PERSONAL SERVICES	826,091	1,029,692	990,400	1,154,320	1,174,420
OTHER SERVICES & CHARGES					
PROF & TECH SERVICES	27,520	62,000	71,100	81,300	76,300
PROPERTY SERVICES	24,674	29,400	28,000	41,700	41,700
OTHER SERVICES	1,962	6,700	9,300	12,600	9,200
TOTAL OTHER SERVICES & CHARGES	54,156	98,100	108,400	135,600	127,200
MATERIALS & SUPPLIES	8,687	20,300	15,100	25,500	20,500
TOTAL	888,934	1,148,092	1,113,900	1,315,420	1,322,120

CITY OF BROKEN ARROW
GENERAL FUND
FINANCE DEPARTMENT
Accounting Division

ACCOUNT NUMBER/DESCRIPTION	FISCAL YEAR 2018 ACTUAL	FISCAL YEAR 2019 BUDGET	FISCAL YEAR 2019 ESTIMATED ACTUAL	FISCAL YEAR 2020 BUDGET	FISCAL YEAR 2021 FINANCIAL PLAN
010-0501-415.10-04 REGULAR	592,565	735,277	707,300	818,700	835,100
010-0501-415.10-05 VARIABLE PAY PROGRAM	1,101	2,500	-	2,500	2,500
010-0501-415.10-11 OVERTIME	17,445	12,000	20,000	20,000	17,500
010-0501-415.10-19 INJURY PAY	159	-	500	-	-
SALARIES AND WAGES	611,270	749,777	727,800	841,200	855,100
010-0501-415.20-10 LONGEVITY	10,850	9,700	9,700	10,500	10,700
010-0501-415.20-12 EDUCATION/PERFORMANCE	1,469	1,500	1,500	1,500	1,500
010-0501-415.20-21 SOCIAL SECURITY	46,556	56,702	58,600	62,100	63,300
010-0501-415.20-22 RETIREMENT	60,114	74,801	74,600	83,200	84,900
010-0501-415.20-26 INSURANCE	95,029	135,350	116,200	153,900	157,000
010-0501-415.20-41 CELL PHONE ALLOWANCE	803	1,862	2,000	1,920	1,920
EMPLOYEE BENEFITS	214,821	279,915	262,600	313,120	319,320
PERSONAL SERVICES	826,091	1,029,692	990,400	1,154,320	1,174,420
010-0501-415.30-11 REG. FEES & CERTIFICATION	1,138	5,000	6,800	12,100	7,500
010-0501-415.30-81 AUDIT FEES	25,542	28,500	35,000	35,000	35,000
010-0501-415.30-85 MEMBERSHIP DUES	840	1,000	1,800	1,700	1,300
010-0501-415.30-87 PROFESSIONAL SERVICES	-	27,500	27,500	32,500	32,500
PROF & TECH SERVICES	27,520	62,000	71,100	81,300	76,300
010-0501-415.40-55 MAINTENANCE SERVICES	24,674	29,400	28,000	41,700	41,700
PROPERTY SERVICES	24,674	29,400	28,000	41,700	41,700
010-0501-415.50-03 TRAVEL & EXPENSES	1,319	5,500	7,500	10,900	7,500
010-0501-415.50-28 CONTRACT SERVICES	87	200	800	500	500
010-0501-415.50-54 OUTSIDE DATA SERVICES	556	1,000	1,000	1,200	1,200
OTHER SERVICES	1,962	6,700	9,300	12,600	9,200
OTHER SERVICES & CHARGES	54,156	98,100	108,400	135,600	127,200
010-0501-415.60-03 OFFICE SUPPLIES	5,925	9,100	5,500	9,000	9,000
010-0501-415.60-23 MATERIAL & SUPPLIES	1,664	4,000	3,800	4,000	4,000
010-0501-415.60-24 OTHER EQUIPMENT	1,098	7,000	5,500	12,000	7,000
010-0501-415.60-28 BOOKS, MAGS, & SUBSCRIPT.	-	200	300	500	500
MATERIAL & SUPPLIES	8,687	20,300	15,100	25,500	20,500
FINANCE	888,934	1,148,092	1,113,900	1,315,420	1,322,120

OFFICE OF THE CITY ATTORNEY

PURPOSE:

To provide ethical, trustworthy, competent and cost effective legal services to the City Council, City Manager, Boards and Authorities, as well as to the officers and employees of the City. These services include representing the City in all litigation and controversies to which it is a party, managing outside counsel representation as required, preparing ordinances, resolutions and contracts, reviewing bonds, certificates of insurance and other documents of interest to the City.

FINANCIAL HIGHLIGHTS

	FISCAL YEAR 2018 ACTUAL	FISCAL YEAR 2019 BUDGET	FISCAL YEAR 2019 ESTIMATED ACTUAL	FISCAL YEAR 2020 BUDGET	FISCAL YEAR 2021 FINANCIAL PLAN
PERSONAL SERVICES:					
SALARIES & WAGES	588,218	640,207	528,700	683,400	696,900
EMPLOYEE BENEFITS	207,608	236,095	167,400	244,900	249,800
TOTAL PERSONAL SERVICES	795,826	876,302	696,100	928,300	946,700
OTHER SERVICES & CHARGES					
PROF & TECH SERVICES	132,354	210,700	213,100	186,500	211,500
PROPERTY SERVICES	16,985	16,800	69,700	116,900	116,900
OTHER SERVICES	14,336	11,200	15,500	20,000	20,000
TOTAL OTHER SERVICES & CHARGES	163,675	238,700	298,300	323,400	348,400
MATERIALS & SUPPLIES	26,393	36,000	31,000	55,300	32,000
TOTAL	985,894	1,151,002	1,025,400	1,307,000	1,327,100

**CITY OF BROKEN ARROW
GENERAL FUND
CITY ATTORNEY DEPARTMENT**

ACCOUNT NUMBER/DESCRIPTION	FISCAL YEAR 2018 ACTUAL	FISCAL YEAR 2019 BUDGET	FISCAL YEAR 2019	FISCAL YEAR 2020	FISCAL YEAR 2021
			ESTIMATED ACTUAL	BUDGET	FINANCIAL PLAN
010-0800-415.10-04 REGULAR	554,594	602,665	500,000	644,900	657,800
010-0800-415.10-05 VARIABLE PAY PROGRAM	4,719	5,500	3,100	3,500	3,500
010-0800-415.10-08 PART TIME & TEMPORARY	27,363	28,042	25,000	32,000	32,600
010-0800-415.10-11 OVERTIME	1,542	4,000	600	3,000	3,000
SALARIES AND WAGES	<u>588,218</u>	<u>640,207</u>	<u>528,700</u>	<u>683,400</u>	<u>696,900</u>
010-0800-415.20-10 LONGEVITY	5,100	3,400	4,700	2,700	2,800
010-0800-415.20-12 EDUCATION/PERFORMANCE	1,475	1,800	1,800	1,200	1,200
010-0800-415.20-21 SOCIAL SECURITY	42,953	48,627	37,000	51,300	52,300
010-0800-415.20-22 RETIREMENT	57,047	61,553	46,500	65,400	66,700
010-0800-415.20-26 INSURANCE	97,990	115,128	73,000	118,600	121,000
010-0800-415.20-41 CELL PHONE ALLOWANCE	3,043	5,587	4,400	5,700	5,800
EMPLOYEE BENEFITS	<u>207,608</u>	<u>236,095</u>	<u>167,400</u>	<u>244,900</u>	<u>249,800</u>
PERSONAL SERVICES	<u>795,826</u>	<u>876,302</u>	<u>696,100</u>	<u>928,300</u>	<u>946,700</u>
010-0800-415.30-08 OUTSIDE LEGAL COUNSEL	124,990	200,000	204,000	175,000	200,000
010-0800-415.30-11 REG. FEES & CERTIFICATION	4,936	4,500	3,700	6,900	6,900
010-0800-415.30-85 MEMBERSHIP DUES	2,468	5,500	4,700	4,600	4,600
010-0800-415.30-87 PROFESSIONAL SERVICES	(40)	700	700	-	-
PROPERTY SERVICES	<u>132,354</u>	<u>210,700</u>	<u>213,100</u>	<u>186,500</u>	<u>211,500</u>
010-0800-415.40-28 MISC CONTRACT SERVICES	11,273	9,500	61,500	108,800	108,800
010-0800-415.40-33 OTHER RENTAL	1,161	1,300	2,200	2,100	2,100
010-0800-415.40-55 MAINTENANCE SERVICES	4,551	6,000	6,000	6,000	6,000
PROPERTY SERVICES	<u>16,985</u>	<u>16,800</u>	<u>69,700</u>	<u>116,900</u>	<u>116,900</u>
010-0800-415.50-03 TRAVEL & EXPENSES	13,523	10,000	7,000	13,000	13,000
010-0800-415.50-37 TEMPORARY SERVICES	-	-	8,000	3,000	3,000
010-0800-415.50-39 POSTAGE	20	-	100	100	100
010-0800-415.50-54 OUTSIDE DATA SERVICES	793	700	400	3,900	3,900
010-0800-415.50-86 MISCELLANEOUS	-	500	-	-	-
OTHER SERVICES	<u>14,336</u>	<u>11,200</u>	<u>15,500</u>	<u>20,000</u>	<u>20,000</u>
OTHER SERVICES & CHARGES	<u>163,675</u>	<u>238,700</u>	<u>298,300</u>	<u>323,400</u>	<u>348,400</u>
010-0800-415.60-03 OFFICE SUPPLIES	4,437	5,000	5,700	6,000	6,000
010-0800-415.60-23 MATERIAL & SUPPLIES	998	2,000	400	1,000	1,000
010-0800-415.60-24 OTHER EQUIPMENT	546	4,000	6,500	28,300	5,000
010-0800-415.60-28 BOOKS, MAGS, & SUBSCRIPT.	20,412	25,000	18,400	20,000	20,000
MATERIAL & SUPPLIES	<u>26,393</u>	<u>36,000</u>	<u>31,000</u>	<u>55,300</u>	<u>32,000</u>
LAW	<u>985,894</u>	<u>1,151,002</u>	<u>1,025,400</u>	<u>1,307,000</u>	<u>1,327,100</u>

HUMAN RESOURCES DEPARTMENT

DIVISIONS:

Human Resources

Risk Management/Employee Safety

PURPOSE:

Human Resources provides services to the City and its employees by assisting in the hiring and onboarding of new employees, maintaining accurate employee records, administering employee benefit plans and providing training opportunities. In addition, Human resources works to maintain safe work conditions for the employees of the City of Broken Arrow by educating staff on safety practices and policies.

FINANCIAL HIGHLIGHTS

	FISCAL YEAR 2018 ACTUAL	FISCAL YEAR 2019 BUDGET	FISCAL YEAR 2019 ESTIMATED ACTUAL	FISCAL YEAR 2020 BUDGET	FISCAL YEAR 2021 FINANCIAL PLAN
PERSONAL SERVICES:					
SALARIES & WAGES	502,752	565,057	561,200	598,700	611,000
EMPLOYEE BENEFITS	223,988	264,098	243,300	239,700	235,800
TOTAL PERSONAL SERVICES	726,740	829,155	804,500	838,400	846,800
OTHER SERVICES & CHARGES					
PROF & TECH SERVICES	185,500	210,900	212,900	238,600	248,900
PROPERTY SERVICES	75,532	85,700	86,800	86,900	91,700
OTHER SERVICES	24,453	66,700	44,300	58,800	65,300
TOTAL OTHER SERVICES & CHARGES	285,485	363,300	344,000	384,300	405,900
MATERIALS & SUPPLIES	24,720	39,750	26,700	19,000	20,600
TOTAL	1,036,945	1,232,205	1,175,200	1,241,700	1,273,300

CITY OF BROKEN ARROW
GENERAL FUND
HUMAN RESOURCES DEPARTMENT
Human Resources Division

ACCOUNT NUMBER/DESCRIPTION	FISCAL YEAR 2018 ACTUAL	FISCAL YEAR 2019 BUDGET	FISCAL YEAR 2019 ESTIMATED ACTUAL	FISCAL YEAR 2020 BUDGET	FISCAL YEAR 2021 FINANCIAL PLAN
010-1102-419.10-04 REGULAR	409,030	459,215	465,500	541,600	552,400
010-1102-419.10-05 VARIABLE PAY PROGRAM	-	3,000	1,900	4,000	4,200
010-1102-419.10-11 OVERTIME	3,734	5,000	5,000	7,000	7,400
010-1102-419.10-19 INJURY PAY	-	-	600	-	-
SALARIES AND WAGES	412,764	467,215	473,000	552,600	564,000
010-1102-419.20-10 LONGEVITY	3,700	2,800	2,800	5,500	5,600
010-1102-419.20-12 EDUCATION/PERFORMANCE	2,875	2,400	5,000	5,400	5,500
010-1102-419.20-21 SOCIAL SECURITY	30,408	35,058	35,100	39,600	40,400
010-1102-419.20-22 RETIREMENT	42,108	46,798	48,200	55,600	56,700
010-1102-419.20-26 INSURANCE	96,057	122,525	115,000	121,300	123,700
010-1102-419.20-41 CELL PHONE ALLOWANCE	1,744	3,725	3,800	3,800	3,900
EMPLOYEE BENEFITS	176,892	213,306	209,900	231,200	235,800
PERSONAL SERVICES	589,656	680,521	682,900	783,800	799,800
010-1102-419.30-02 PHYSICAL EXAMS	8,397	8,100	8,100	8,100	8,500
010-1102-419.30-11 REG. FEES & CERTIFICATION	6,153	15,700	15,700	20,000	19,500
010-1102-419.30-85 MEMBERSHIP DUES	6,303	5,800	5,800	8,800	9,200
010-1102-419.30-87 PROFESSIONAL SERVICES	149,350	156,300	156,300	201,700	211,700
PROF & TECH SERVICES	170,203	185,900	185,900	238,600	248,900
010-1102-419.40-28 MISC CONTRACT SERVICES	-	-	1,600	-	-
010-1102-419.40-33 OTHER RENTAL	3,345	4,500	4,500	5,600	5,900
010-1102-419.40-55 MAINTENANCE SERVICES	69,430	71,500	71,500	80,800	84,800
PROPERTY SERVICES	72,775	76,000	77,600	86,400	90,700
010-1102-419.50-03 TRAVEL & EXPENSES	3,993	8,000	8,000	11,200	15,500
010-1102-419.50-05 LEGAL PUBLICATIONS	2,718	13,500	5,000	10,000	10,500
010-1102-419.50-36 PRINTING SERVICES	2,635	13,000	3,000	9,500	10,000
010-1102-419.50-54 OUTSIDE DATA SERVICES	12,378	20,000	20,000	23,100	24,300
010-1102-419.50-89 EMPLOYEE/CITIZEN ACTIVITY	2,713	2,500	7,300	5,000	5,000
OTHER SERVICES	24,437	57,000	43,300	58,800	65,300
OTHER SERVICES & CHARGES	267,415	318,900	306,800	383,800	404,900
010-1102-419.60-03 OFFICE SUPPLIES	3,143	3,000	3,000	5,000	5,300
010-1102-419.60-23 MATERIAL & SUPPLIES	1,684	4,500	4,500	6,500	7,000
010-1102-419.60-24 OTHER EQUIPMENT	1,000	6,000	6,000	4,200	4,400
010-1102-419.60-28 BOOKS, MAGS, & SUBSCRIPT	94	150	200	1,800	1,900
MATERIAL & SUPPLIES	5,921	13,650	13,700	17,500	18,600
HUMAN RESOURCES	862,992	1,013,071	1,003,400	1,185,100	1,223,300

CITY OF BROKEN ARROW
GENERAL FUND
HUMAN RESOURCES DEPARTMENT
Risk Management & Employee Safety Division

ACCOUNT NUMBER/DESCRIPTION	FISCAL YEAR 2018 ACTUAL	FISCAL YEAR 2019 BUDGET	FISCAL YEAR 2019 ESTIMATED ACTUAL	FISCAL YEAR 2020 BUDGET	FISCAL YEAR 2021 FINANCIAL PLAN
010-1105-419.10-04 REGULAR	85,519	93,342	85,000	45,600	46,500
010-1105-419.10-05 VARIABLE PAY PROGRAM	1,129	1,500	-	-	-
010-1105-419.10-11 OVERTIME	3,156	3,000	3,000	500	500
010-1105-419.10-19 INJURY PAY	184	-	200	-	-
SALARIES AND WAGES	89,988	97,842	88,200	46,100	47,000
010-1105-419.20-10 LONGEVITY	1,800	1,900	1,900	-	-
010-1105-419.20-21 SOCIAL SECURITY	6,446	6,601	6,500	3,500	-
010-1105-419.20-22 RETIREMENT	9,076	9,519	9,000	4,600	-
010-1105-419.20-26 INSURANCE	29,774	32,772	16,000	400	-
EMPLOYEE BENEFITS	47,096	50,792	33,400	8,500	-
PERSONAL SERVICES	137,084	148,634	121,600	54,600	47,000
010-1105-419.30-11 REG. FEES & CERTIFICATION	1,347	5,500	3,000	-	-
010-1105-419.30-85 MEMBERSHIP DUES	45	2,400	2,000	-	-
010-1105-419.30-87 PROFESSIONAL SERVICES	13,905	17,100	22,000	-	-
PROF & TECH SERVICES	15,297	25,000	27,000	-	-
010-1105-419.40-20 VEHICLE REPAIR	664	1,000	500	500	1,000
010-1105-419.40-33 OTHER RENTAL	1,085	1,500	1,500	-	-
010-1105-419.40-55 MAINTENANCE SERVICES	1,008	7,200	7,200	-	-
PROPERTY SERVICES	2,757	9,700	9,200	500	1,000
010-1105-419.50-03 TRAVEL & EXPENSES	16	5,400	500	-	-
010-1105-419.50-36 PRINTING SERVICES	-	4,000	500	-	-
010-1105-419.50-86 MISCELLANEOUS	-	300	-	-	-
OTHER SERVICES	16	9,700	1,000	-	-
OTHER SERVICES & CHARGES	18,070	44,400	37,200	500	1,000

CITY OF BROKEN ARROW
GENERAL FUND
HUMAN RESOURCES DEPARTMENT
Risk Management & Employee Safety Division

ACCOUNT NUMBER/DESCRIPTION	FISCAL YEAR	FISCAL YEAR	FISCAL YEAR	FISCAL YEAR	FISCAL YEAR
	2018	2019	2019	2020	2021
	ACTUAL	BUDGET	ESTIMATED	BUDGET	FINANCIAL
			ACTUAL		PLAN
010-1105-419.60-03 OFFICE SUPPLIES	1,429	2,000	2,000	-	-
010-1105-419.60-19 TIRES & TUBES	-	500	500	500	500
010-1105-419.60-20 VEHICLE REPAIR PARTS	34	1,000	1,000	500	1,000
010-1105-419.60-21 FUEL & LUBRICANTS	266	500	500	500	500
010-1105-419.60-23 MATERIAL & SUPPLIES	13,954	12,100	6,000	-	-
010-1105-419.60-24 OTHER EQUIPMENT	1,797	8,200	2,000	-	-
010-1105-419.60-28 BOOKS, MAGS, & SUBSCRIPT.	1,319	1,800	1,000	-	-
MATERIAL & SUPPLIES	<u>18,799</u>	<u>26,100</u>	<u>13,000</u>	<u>1,500</u>	<u>2,000</u>
 RISK MGMT & EMP SAFETY	 <u>173,953</u>	 <u>219,134</u>	 <u>171,800</u>	 <u>56,600</u>	 <u>50,000</u>
 HUMAN RESOURCES	 <u>1,036,945</u>	 <u>1,232,205</u>	 <u>1,175,200</u>	 <u>1,241,700</u>	 <u>1,273,300</u>

INFORMATION TECHNOLOGIES DEPARTMENT

PURPOSE:

The Information Technologies Department provides effective, professional and innovative solutions to the changing information needs of the City's administration and departments through the development and applications of an overall solution to the various technology needs of the City as well as providing operational support for all computer systems and software obtained by the City. Information Services also coordinates and works with the various departments of the City in addressing telephone and radio communication needs.

FINANCIAL HIGHLIGHTS

	FISCAL YEAR 2018 ACTUAL	FISCAL YEAR 2019 BUDGET	FISCAL YEAR 2019 ESTIMATED ACTUAL	FISCAL YEAR 2020 BUDGET	FISCAL YEAR 2021 FINANCIAL PLAN
PERSONAL SERVICES:					
SALARIES & WAGES	730,224	770,186	771,200	822,900	838,200
EMPLOYEE BENEFITS	277,490	279,396	272,000	301,000	307,100
TOTAL PERSONAL SERVICES	1,007,714	1,049,582	1,043,200	1,123,900	1,145,300
OTHER SERVICES & CHARGES					
PROF & TECH SERVICES	55,543	90,900	72,600	100,200	121,800
PROPERTY SERVICES	267,353	296,600	265,300	370,600	590,700
OTHER SERVICES	30,702	81,300	71,100	89,600	89,600
TOTAL OTHER SERVICES & CHARGES	353,598	468,800	409,000	560,400	802,100
MATERIALS & SUPPLIES	26,322	40,000	33,000	33,200	33,800
TOTAL	1,387,634	1,558,382	1,485,200	1,717,500	1,981,200

**CITY OF BROKEN ARROW
GENERAL FUND
INFORMATION TECHNOLOGIES DEPARTMENT**

ACCOUNT NUMBER/DESCRIPTION	FISCAL YEAR	FISCAL YEAR	FISCAL YEAR	FISCAL YEAR	FISCAL YEAR
	2018	2019	2019	2020	2021
	ACTUAL	BUDGET	ESTIMATED	BUDGET	FINANCIAL
			ACTUAL		PLAN
010-1200-419.10-04 REGULAR	681,783	714,586	731,400	766,700	782,000
010-1200-419.10-05 VARIABLE PAY PROGRAM	1,246	3,900	-	3,900	3,900
010-1200-419.10-11 OVERTIME	42,476	51,700	39,800	52,300	52,300
010-1200-419.10-19 INJURY PAY	4,719	-	-	-	-
SALARIES AND WAGES	730,224	770,186	771,200	822,900	838,200
010-1200-419.20-10 LONGEVITY	13,100	13,800	12,700	12,900	13,200
010-1200-419.20-12 EDUCATION/PERFORMANCE	2,350	2,400	2,500	2,400	2,400
010-1200-419.20-21 SOCIAL SECURITY	55,548	54,720	56,300	58,500	59,700
010-1200-419.20-22 RETIREMENT	75,222	74,055	75,700	79,100	80,700
010-1200-419.20-26 INSURANCE	124,726	124,178	114,100	137,500	140,300
010-1200-419.20-41 CELL PHONE ALLOWANCE	6,544	10,243	10,700	10,600	10,800
EMPLOYEE BENEFITS	277,490	279,396	272,000	301,000	307,100
PERSONAL SERVICES	1,007,714	1,049,582	1,043,200	1,123,900	1,145,300
010-1200-419.30-11 REG. FEES & CERTIFICATION	25,014	24,200	20,900	43,000	63,900
010-1200-419.30-85 MEMBERSHIP DUES	65	400	700	600	1,300
010-1200-419.30-87 PROFESSIONAL SERVICES	30,464	66,300	51,000	56,600	56,600
PROPERTY SERVICES	55,543	90,900	72,600	100,200	121,800
010-1200-419.40-33 OTHER RENTAL	-	1,500	800	800	800
010-1200-419.40-55 MAINTENANCE SERVICES	267,353	295,100	264,500	369,800	589,900
PROPERTY SERVICES	267,353	296,600	265,300	370,600	590,700
010-1200-419.50-03 TRAVEL & EXPENSES	18,678	53,800	45,600	61,500	61,500
010-1200-419.50-54 OUTSIDE DATA SERVICES	12,024	27,500	25,500	28,100	28,100
OTHER SERVICES	30,702	81,300	71,100	89,600	89,600
OTHER SERVICES & CHARGES	353,598	468,800	409,000	560,400	802,100
010-1200-419.60-03 OFFICE SUPPLIES	1,416	2,100	2,100	2,100	2,100
010-1200-419.60-19 TIRES & TUBES	388	-	-	-	-
010-1200-419.60-20 VEHICLE REPAIR PARTS	588	1,000	1,000	1,000	1,000
010-1200-419.60-21 FUEL & LUBRICANTS	5,892	5,200	6,400	7,800	7,800
010-1200-419.60-23 MATERIAL & SUPPLIES	10,924	14,900	10,300	11,000	11,000
010-1200-419.60-24 OTHER EQUIPMENT	6,846	15,000	11,400	9,500	10,100
010-1200-419.60-28 BOOKS, MAGS, & SUBSCRIPT.	268	300	300	300	300
010-1200-419.60-50 RADIO MAINTENANCE	-	1,500	1,500	1,500	1,500
MATERIAL & SUPPLIES	26,322	40,000	33,000	33,200	33,800
INFORMATION SERVICES	1,387,634	1,558,382	1,485,200	1,717,500	1,981,200

DEPARTMENT OF COMMUNITY DEVELOPMENT

DIVISIONS:

Community Permitting
Placemaking

Neighborhood Engagement
Planning & Development

PURPOSE:

The Department of Community Development provides total service to the development community.

The Department provides Community Permitting support for development, including processing each request through committees, boards, commissions and council for required approvals; review and approval of plats and construction plans; coordinating utility planning and inspections; issuing construction permits for streets and city utilities; acceptance of completed subdivisions; reviewing building permits; performing building inspections and providing certificates of occupancy. The Department provides staff oversight and required implementation for the Building Code, Comprehensive Plan, Land Subdivision Code, Nuisance Code, Zoning Code and serves as the primary point of contact for licensing and demographic information. The Department issues various licenses and permits and serves as an additional utility payment location.

FINANCIAL HIGHLIGHTS

	FISCAL YEAR 2018 ACTUAL	FISCAL YEAR 2019 BUDGET	FISCAL YEAR 2019 ESTIMATED ACTUAL	FISCAL YEAR 2020 BUDGET	FISCAL YEAR 2021 FINANCIAL PLAN
PERSONAL SERVICES:					
SALARIES & WAGES	1,695,149	1,813,171	1,839,300	1,840,400	1,917,200
EMPLOYEE BENEFITS	744,977	805,445	802,400	803,900	833,500
TOTAL PERSONAL SERVICES	2,440,126	2,618,616	2,641,700	2,644,300	2,750,700
OTHER SERVICES & CHARGES					
PROF & TECH SERVICES	63,078	89,600	92,100	119,700	118,400
PROPERTY SERVICES	56,571	48,200	60,700	61,100	63,200
OTHER SERVICES	49,650	83,000	67,300	72,300	82,800
TOTAL OTHER SERVICES & CHARGES	169,299	220,800	220,100	253,100	264,400
MATERIALS & SUPPLIES	59,677	69,900	64,000	74,600	74,000
TOTAL	2,669,102	2,909,316	2,925,800	2,972,000	3,089,100

CITY OF BROKEN ARROW
GENERAL FUND
DEPARTMENT OF COMMUNITY DEVELOPMENT
Community Permitting Division

ACCOUNT NUMBER/DESCRIPTION	FISCAL YEAR 2018 ACTUAL	FISCAL YEAR 2019 BUDGET	FISCAL YEAR 2019 ESTIMATED ACTUAL	FISCAL YEAR 2020 BUDGET	FISCAL YEAR 2021 FINANCIAL PLAN
010-1400-419.10-04 REGULAR	495,601	558,245	546,200	517,900	568,500
010-1400-419.10-05 VARIABLE PAY PROGRAM	1,395	-	1,600	-	-
010-1400-419.10-08 PART TIME & TEMPORARY	149	-	-	-	-
010-1400-419.10-11 OVERTIME	5,398	6,000	5,200	6,000	6,000
010-1400-419.10-19 INJURY PAY	109	-	200	-	-
SALARIES AND WAGES	502,652	564,245	553,200	523,900	574,500
010-1400-419.20-10 LONGEVITY	6,400	6,800	6,300	5,700	7,200
010-1400-419.20-21 SOCIAL SECURITY	37,023	41,028	39,600	37,500	41,300
010-1400-419.20-22 RETIREMENT	50,906	56,670	56,000	52,600	57,700
010-1400-419.20-26 INSURANCE	122,906	148,985	139,300	130,200	137,800
010-1400-419.20-41 CELL PHONE ALLOWANCE	1,217	1,862	2,000	1,600	1,900
EMPLOYEE BENEFITS	218,452	255,345	243,200	227,600	245,900
PERSONAL SERVICES	721,104	819,590	796,400	751,500	820,400
010-1400-419.30-11 REG. FEES & CERTIFICATION	4,223	7,000	5,000	7,100	7,200
010-1400-419.30-85 MEMBERSHIP DUES	4,140	4,000	4,000	4,100	4,100
010-1400-419.30-87 PROFESSIONAL SERVICES	8,602	-	12,000	-	-
PROF & TECH SERVICES	16,965	11,000	21,000	11,200	11,300
010-1400-419.40-20 VEHICLE REPAIR	180	-	200	-	-
010-1400-419.40-28 MISC CONTRACT SERVICES	1,715	1,000	1,000	1,300	1,000
010-1400-419.40-31 UNIFORM RENTAL/SERVICES	56	-	-	-	-
010-1400-419.40-33 OTHER RENTAL	2,226	4,000	3,000	3,000	3,000
010-1400-419.40-55 MAINTENANCE SERVICES	46,430	33,200	48,000	46,700	48,700
PROPERTY SERVICES	50,607	38,200	52,200	51,000	52,700
010-1400-419.50-03 TRAVEL & EXPENSES	12,484	16,000	12,000	4,700	16,500
010-1400-419.50-37 TEMPORARY SERVICES	909	20,000	15,000	15,000	15,000
010-1400-419.50-54 OUTSIDE DATA SERVICES	297	1,200	1,000	1,200	1,200
010-1400-419.50-55 CREDIT CARD CHARGES	1,616	2,400	2,400	2,400	2,400
010-1400-419.50-89 MISCELLANEOUS	-	-	200	-	-
OTHER SERVICES	15,306	39,600	30,600	23,300	35,100
OTHER SERVICES & CHARGES	82,878	88,800	103,800	85,500	99,100

**CITY OF BROKEN ARROW
GENERAL FUND
DEPARTMENT OF COMMUNITY DEVELOPMENT
Community Permitting Division**

ACCOUNT NUMBER/DESCRIPTION	FISCAL YEAR	FISCAL YEAR	FISCAL YEAR	FISCAL YEAR	FISCAL YEAR
	2018	2019	2019	2020	2021
	ACTUAL	BUDGET	ESTIMATED	BUDGET	FINANCIAL
			ACTUAL		PLAN
010-1400-419.60-03 OFFICE SUPPLIES	8,449	11,000	9,000	11,000	12,500
010-1400-419.60-10 UNIFORMS	698	-	200	-	-
010-1400-419.60-20 VEHICLE REPAIR PARTS	-	-	100	-	-
010-1400-419.60-21 FUEL & LUBRICANTS	-	-	100	-	-
010-1400-419.60-23 MATERIAL & SUPPLIES	3,060	2,650	4,000	2,100	2,000
010-1400-419.60-24 OTHER EQUIPMENT	6,148	6,550	7,700	6,700	6,000
010-1400-419.60-28 BOOKS, MAGS, & SUBSCRIPT.	-	300	100	300	100
MATERIAL & SUPPLIES	<u>18,355</u>	<u>20,500</u>	<u>21,200</u>	<u>20,100</u>	<u>20,600</u>
COMMUNITY PERMITTING	<u>822,337</u>	<u>928,890</u>	<u>921,400</u>	<u>857,100</u>	<u>940,100</u>

CITY OF BROKEN ARROW
GENERAL FUND
DEPARTMENT OF COMMUNITY DEVELOPMENT
Placemaking Division

ACCOUNT NUMBER/DESCRIPTION	FISCAL YEAR 2018 ACTUAL	FISCAL YEAR 2019 BUDGET	FISCAL YEAR 2019 ESTIMATED ACTUAL	FISCAL YEAR 2020 BUDGET	FISCAL YEAR 2021 FINANCIAL PLAN
010-1405-419.10-04 REGULAR	94,342	99,862	101,300	102,300	104,300
SALARIES AND WAGES	94,342	99,862	101,300	102,300	104,300
010-1405-419.20-10 LONGEVITY	2,500	2,500	2,500	2,500	2,600
010-1405-419.20-12 EDUCATION/PERFORMANCE	1,434	1,500	1,500	1,500	1,500
010-1405-419.20-21 SOCIAL SECURITY	7,133	7,550	7,600	7,800	8,000
010-1405-419.20-22 RETIREMENT	9,828	10,374	10,500	10,600	10,800
010-1405-419.20-26 INSURANCE	17,796	18,568	18,000	16,000	16,300
EMPLOYEE BENEFITS	38,691	40,492	40,100	38,400	39,200
PERSONAL SERVICES	133,033	140,354	141,400	140,700	143,500
010-1405-419.30-11 REG. FEES & CERTIFICATION	1,967	1,400	1,000	2,500	2,600
010-1405-419.30-85 MEMBERSHIP DUES	-	400	500	1,000	1,100
010-1405-419.30-87 PROFESSIONAL SERVICES	-	5,000	-	-	-
PROF & TECH SERVICES	1,967	6,800	1,500	3,500	3,700
010-1405-419.50-03 TRAVEL & EXPENSES	1,430	3,700	3,200	6,100	6,100
010-1405-419.50-05 LEGAL PUBLICATIONS	78	500	700	500	500
OTHER SERVICES	1,508	4,200	3,900	6,600	6,600
OTHER SERVICES & CHARGES	3,475	11,000	5,400	10,100	10,300
010-1405-419.60-23 MATERIAL & SUPPLIES	77	500	300	500	1,500
010-1405-419.60-24 OTHER EQUIPMENT	-	2,300	1,200	1,000	2,500
010-1405-419.60-28 BOOKS, MAGS, & SUBSCRIPT.	-	300	-	300	300
MATERIAL & SUPPLIES	77	3,100	1,500	1,800	4,300
PLACEMAKING	136,585	154,454	148,300	152,600	158,100

CITY OF BROKEN ARROW
GENERAL FUND
DEPARTMENT OF COMMUNITY DEVELOPMENT
Planning and Development Division

ACCOUNT NUMBER/DESCRIPTION	FISCAL YEAR 2018 ACTUAL	FISCAL YEAR 2019 BUDGET	FISCAL YEAR 2019 ESTIMATED ACTUAL	FISCAL YEAR 2020 BUDGET	FISCAL YEAR 2021 FINANCIAL PLAN
010-1410-419.10-04 REGULAR	469,619	475,967	453,400	475,900	485,400
010-1410-419.10-05 VARIABLE PAY PROGRAM	3,142	2,000	2,100	-	-
010-1410-419.10-11 OVERTIME	2,701	3,000	1,500	2,000	2,000
SALARIES AND WAGES	475,462	480,967	457,000	477,900	487,400
010-1410-419.20-10 LONGEVITY	4,567	3,300	2,200	2,300	2,300
010-1410-419.20-12 EDUCATION/PERFORMANCE	8,453	8,700	8,000	6,000	6,100
010-1410-419.20-21 SOCIAL SECURITY	35,291	35,564	34,000	35,600	36,300
010-1410-419.20-22 RETIREMENT	48,711	48,761	46,700	48,500	49,500
010-1410-419.20-26 INSURANCE	110,336	110,978	104,100	122,200	124,600
010-1410-419.20-41 CELL PHONE ALLOWANCE	-	-	1,000	1,000	1,000
EMPLOYEE BENEFITS	207,358	207,303	196,000	215,600	219,800
PERSONAL SERVICES	682,820	688,270	653,000	693,500	707,200
010-1410-419.30-11 REG. FEES & CERTIFICATION	8,128	11,200	10,800	10,500	9,600
010-1410-419.30-85 MEMBERSHIP DUES	710	2,700	2,700	2,900	2,900
010-1410-419.30-87 PROFESSIONAL SERVICES	1,650	6,800	5,000	6,800	6,800
PROF & TECH SERVICES	10,488	20,700	18,500	20,200	19,300
010-1410-419.40-55 MAINTENANCE SERVICES	840	-	1,000	-	-
PROPERTY SERVICES	840	-	1,000	-	-
010-1410-419.50-03 TRAVEL & EXPENSES	11,403	17,600	17,600	17,400	16,000
010-1410-419.50-05 LEGAL PUBLICATIONS	405	1,800	1,800	1,800	1,500
010-1410-419.50-36 PRINTING SERVICES	-	300	300	300	300
010-1410-419.50-37 TEMPORARY SERVICES	7,355	-	-	-	-
010-1410-419.50-86 MISCELLANEOUS	-	500	-	-	500
OTHER SERVICES	19,163	20,200	19,700	19,500	18,300
OTHER SERVICES & CHARGES	30,491	40,900	39,200	39,700	37,600
010-1410-419.60-23 MATERIAL & SUPPLIES	1,590	2,700	1,000	2,900	3,700
010-1410-419.60-24 OTHER EQUIPMENT	6,118	4,500	4,500	4,500	2,000
010-1410-419.60-28 BOOKS, MAGS, & SUBSCRIPT.	363	600	300	200	200
MATERIAL & SUPPLIES	8,071	7,800	5,800	7,600	5,900
PLANNING AND DEVELOPMENT	721,382	736,970	698,000	740,800	750,700

CITY OF BROKEN ARROW
GENERAL FUND
DEPARTMENT OF COMMUNITY DEVELOPMENT
Neighborhood Engagement Division

ACCOUNT NUMBER/DESCRIPTION	FISCAL YEAR 2018 ACTUAL	FISCAL YEAR 2019 BUDGET	FISCAL YEAR 2019 ESTIMATED ACTUAL	FISCAL YEAR 2020 BUDGET	FISCAL YEAR 2021 FINANCIAL PLAN
010-1415-424.10-04 REGULAR	619,686	663,597	723,300	734,300	749,000
010-1415-424.10-05 VARIABLE PAY PROGRAM	2,041	2,500	2,500	-	-
010-1415-424.10-11 OVERTIME	966	2,000	2,000	2,000	2,000
SALARIES AND WAGES	<u>622,693</u>	<u>668,097</u>	<u>727,800</u>	<u>736,300</u>	<u>751,000</u>
010-1415-424.20-10 LONGEVITY	19,100	20,400	20,900	21,800	22,200
010-1415-424.20-12 EDUCATION/PERFORMANCE	-	1,000	1,000	1,200	1,200
010-1415-424.20-21 SOCIAL SECURITY	46,812	49,548	54,600	55,200	56,300
010-1415-424.20-22 RETIREMENT	64,014	68,432	75,100	75,700	77,200
010-1415-424.20-26 INSURANCE	149,941	161,994	170,500	167,400	170,700
010-1415-424.20-41 CELL PHONE ALLOWANCE	609	931	1,000	1,000	1,000
EMPLOYEE BENEFITS	<u>280,476</u>	<u>302,305</u>	<u>323,100</u>	<u>322,300</u>	<u>328,600</u>
PERSONAL SERVICES	<u>903,169</u>	<u>970,402</u>	<u>1,050,900</u>	<u>1,058,600</u>	<u>1,079,600</u>
010-1415-424.30-11 REG. FEES & CERTIFICATION	4,834	5,500	5,500	6,200	5,500
010-1415-424.30-85 MEMBERSHIP DUES	485	600	600	600	600
010-1415-424.30-87 PROFESSIONAL SERVICES	<u>28,339</u>	<u>45,000</u>	<u>45,000</u>	<u>78,000</u>	<u>78,000</u>
PROF & TECH SERVICES	<u>33,658</u>	<u>51,100</u>	<u>51,100</u>	<u>84,800</u>	<u>84,100</u>
010-1415-424.40-20 VEHICLE REPAIR	275	2,500	2,000	2,500	2,500
010-1415-424.40-31 UNIFORM RENTAL/SERVICES	2,521	4,600	2,600	4,600	5,000
010-1415-424.40-33 OTHER RENTAL	1,307	1,800	1,800	1,800	1,800
010-1415-424.40-55 MAINTENANCE SERVICES	<u>1,021</u>	<u>1,100</u>	<u>1,100</u>	<u>1,200</u>	<u>1,200</u>
PROPERTY SERVICES	<u>5,124</u>	<u>10,000</u>	<u>7,500</u>	<u>10,100</u>	<u>10,500</u>
010-1415-424.50-03 TRAVEL & EXPENSES	3,645	5,000	3,000	6,300	5,000
010-1415-424.50-22 TELEPHONE	3,920	5,700	5,000	7,700	8,300
010-1415-424.50-36 PRINTING SERVICES	-	100	100	100	100
010-1415-424.50-54 OUTSIDE DATA SERVICES	<u>6,108</u>	<u>8,200</u>	<u>5,000</u>	<u>8,800</u>	<u>9,400</u>
OTHER SERVICES	<u>13,673</u>	<u>19,000</u>	<u>13,100</u>	<u>22,900</u>	<u>22,800</u>
OTHER SERVICES & CHARGES	<u>52,455</u>	<u>80,100</u>	<u>71,700</u>	<u>117,800</u>	<u>117,400</u>

CITY OF BROKEN ARROW
GENERAL FUND
DEPARTMENT OF COMMUNITY DEVELOPMENT
Neighborhood Engagement Division

ACCOUNT NUMBER/DESCRIPTION	FISCAL YEAR	FISCAL YEAR	FISCAL YEAR	FISCAL YEAR	FISCAL YEAR
	2018	2019	2019	2020	2021
	ACTUAL	BUDGET	ESTIMATED	BUDGET	FINANCIAL
			ACTUAL		PLAN
010-1415-424.60-10 UNIFORMS	1,349	2,100	1,500	2,100	2,200
010-1415-424.60-19 TIRES & TUBES	4,114	4,000	3,600	5,000	5,000
010-1415-424.60-20 VEHICLE REPAIR PARTS	3,550	4,000	4,000	4,000	4,000
010-1415-424.60-21 FUEL & LUBRICANTS	17,039	17,000	17,000	20,000	20,000
010-1415-424.60-23 MATERIAL & SUPPLIES	1,703	1,500	1,000	1,500	1,500
010-1415-424.60-24 OTHER EQUIPMENT	4,478	8,400	7,400	10,000	8,000
010-1415-424.60-28 BOOKS, MAGS, & SUBSCRIPT.	941	1,500	1,000	2,500	2,500
MATERIAL & SUPPLIES	<u>33,174</u>	<u>38,500</u>	<u>35,500</u>	<u>45,100</u>	<u>43,200</u>
NEIGHBORHOOD ENGAGEMENT	<u>988,798</u>	<u>1,089,002</u>	<u>1,158,100</u>	<u>1,221,500</u>	<u>1,240,200</u>
COMMUNITY DEVELOPMENT	<u>2,669,102</u>	<u>2,909,316</u>	<u>2,925,800</u>	<u>2,972,000</u>	<u>3,089,100</u>

GENERAL GOVERNMENT

PURPOSE:

The General Government program assembles all general purpose expenditure requirements that are not chargeable to specific departments. These expenditures do not include any personnel costs except for unemployment benefits, but they do include maintenance for City Hall, fueling and maintenance of pool vehicles, expenditures relating to conducting City's business by City Council members and other general expenses for the operation of City Hall including printing and postage.

FINANCIAL HIGHLIGHTS

	FISCAL YEAR 2018 ACTUAL	FISCAL YEAR 2019 BUDGET	FISCAL YEAR 2019 ESTIMATED ACTUAL	FISCAL YEAR 2020 BUDGET	FISCAL YEAR 2021 FINANCIAL PLAN
PERSONAL SERVICES:					
SALARIES & WAGES					
EMPLOYEE BENEFITS	11,527	12,500	10,500	11,600	11,600
TOTAL PERSONAL SERVICES	11,527	12,500	10,500	11,600	11,600
OTHER SERVICES & CHARGES					
PROF & TECH SERVICES	587,185	514,500	601,900	557,000	587,000
PROPERTY SERVICES	429,675	486,500	451,900	474,400	484,400
OTHER SERVICES	973,166	1,068,000	1,026,000	1,180,300	1,189,300
TOTAL OTHER SERVICES & CHARGES	1,990,026	2,069,000	2,079,800	2,211,700	2,260,700
MATERIALS & SUPPLIES	16,557	17,000	19,500	18,900	18,900
TOTAL	2,018,110	2,098,500	2,109,800	2,242,200	2,291,200

**CITY OF BROKEN ARROW
GENERAL FUND
GENERAL GOVERNMENT**

ACCOUNT NUMBER/DESCRIPTION	FISCAL YEAR	FISCAL YEAR	FISCAL YEAR	FISCAL YEAR	FISCAL YEAR
	2018	2019	2019	2020	2021
	ACTUAL	BUDGET	ESTIMATED	BUDGET	FINANCIAL
			ACTUAL		PLAN
010-1700-419.20-25 UNEMPLOYMENT COMPENSATION	10,174	10,000	8,000	10,000	10,000
010-1700-419.20-28 PCORI FEE	1,353	2,500	2,500	1,600	1,600
EMPLOYEE BENEFITS	11,527	12,500	10,500	11,600	11,600
PERSONAL SERVICES	11,527	12,500	10,500	11,600	11,600
010-1700-419.30-08 LEGAL EXPENSES - LABOR	201,968	125,000	252,000	200,000	200,000
010-1700-419.30-11 REG. FEES & CERTIFICATION	11,623	12,000	10,000	12,000	12,000
010-1700-419.30-83 ELECTIONS	-	40,000	30,000	-	30,000
010-1700-419.30-85 MEMBERSHIP DUES	82,394	82,500	89,600	90,000	90,000
010-1700-419.30-87 PROFESSIONAL SERVICES	291,200	255,000	220,300	255,000	255,000
PROF & TECH SERVICES	587,185	514,500	601,900	557,000	587,000
010-1700-419.40-07 PROPERTY MAINTENANCE	31,145	40,000	5,000	25,000	35,000
010-1700-419.40-17 B.P. MAINTENANCE	-	1,000	-	1,000	1,000
010-1700-419.40-20 VEHICLE REPAIR	624	100	1,500	200	200
010-1700-419.40-28 MISC CONTRACT SERVICES	341,279	390,000	390,000	390,000	390,000
010-1700-419.40-33 OTHER RENTAL	39,119	35,000	35,000	37,600	37,600
010-1700-419.40-55 MAINTENANCE SERVICES	17,508	20,400	20,400	20,600	20,600
PROPERTY SERVICES	429,675	486,500	451,900	474,400	484,400
010-1700-419.50-03 TRAVEL & EXPENSES	53,731	37,000	40,000	50,000	50,000
010-1700-419.50-05 LEGAL PUBLICATIONS	9,250	18,000	14,000	13,000	17,000
010-1700-419.50-06 VEHICLE REPAIR TORT	1,054	8,000	-	8,000	8,000
010-1700-419.50-09 MISCELLANEOUS TORT CLAIMS	9,151	15,000	11,000	10,000	15,000
010-1700-419.50-10 SERVICE CONTRACTS	39,500	55,000	55,000	55,000	55,000
010-1700-419.50-11 WORKERS COMP	600,000	600,000	600,000	736,000	736,000
010-1700-419.50-22 TELEPHONE	9,002	10,000	18,000	10,000	10,000
010-1700-419.50-24 UTILITIES (ONG)	3,214	3,500	3,500	3,500	3,500
010-1700-419.50-25 UTILITIES (PSO)	22,532	25,000	19,500	24,800	24,800
010-1700-419.50-36 PRINTING SERVICES	17,657	40,500	20,000	24,000	24,000
010-1700-419.50-39 POSTAGE	39,811	45,000	45,000	42,000	42,000
010-1700-419.50-54 OUTSIDE DATA SERVICES	2,966	3,000	3,000	3,000	3,000
010-1700-419.50-70 ECONOMIC DEVELOPMENT	(5,875)	-	-	-	-
010-1700-419.50-76 INSURANCE-GENERAL	137,751	160,000	160,000	160,000	160,000
010-1700-419.50-86 MISCELLANEOUS	14,251	28,000	20,000	21,000	21,000
010-1700-419.50-89 EMPLOYEE/CITIZEN ACTIVITY	19,171	20,000	17,000	20,000	20,000
OTHER SERVICES	973,166	1,068,000	1,026,000	1,180,300	1,189,300
OTHER SERVICES & CHARGES	1,990,026	2,069,000	2,079,800	2,211,700	2,260,700

**CITY OF BROKEN ARROW
GENERAL FUND
GENERAL GOVERNMENT**

ACCOUNT NUMBER/DESCRIPTION	FISCAL YEAR	FISCAL YEAR	FISCAL YEAR	FISCAL YEAR	FISCAL YEAR
	2018	2019	2019	2020	2021
	ACTUAL	BUDGET	ESTIMATED	BUDGET	FINANCIAL
			ACTUAL		PLAN
010-1700-419.60-03 OFFICE SUPPLIES	603	500	700	700	700
010-1700-419.60-18 BLDG MATERIAL & SUPPLIES	5,632	7,000	7,000	7,500	7,500
010-1700-419.60-19 TIRES & TUBES	-	400	-	400	400
010-1700-419.60-20 VEHICLE REPAIR PARTS	1,430	1,000	2,200	800	800
010-1700-419.60-21 FUEL & LUBRICANTS	648	800	800	1,200	1,200
010-1700-419.60-23 MATERIAL & SUPPLIES	8,104	5,000	6,000	6,000	6,000
010-1700-419.60-24 OTHER EQUIPMENT	140	2,000	2,500	2,000	2,000
010-1700-419.60-28 BOOKS, MAGS, & SUBSCRIPT.	-	300	300	300	300
MATERIALS & SUPPLIES	<u>16,557</u>	<u>17,000</u>	<u>19,500</u>	<u>18,900</u>	<u>18,900</u>
GENERAL GOVERNMENT	<u>2,018,110</u>	<u>2,098,500</u>	<u>2,109,800</u>	<u>2,242,200</u>	<u>2,291,200</u>

CITY/COURT CLERK

PURPOSE:

Perform the statutory duties of the City Clerk. Municipal Court provides assistance to law enforcement officials and the public in the administration of justice and providing certain statutory functions including assisting the municipal judges in recording court proceedings, preparing writs and other processing of court records. The court clerks additionally collect payment of all fines or judgments rendered.

FINANCIAL HIGHLIGHTS

	FISCAL YEAR 2018 ACTUAL	FISCAL YEAR 2019 BUDGET	FISCAL YEAR 2019 ESTIMATED ACTUAL	FISCAL YEAR 2020 BUDGET	FISCAL YEAR 2021 FINANCIAL PLAN
PERSONAL SERVICES:					
SALARIES & WAGES	365,846	428,515	445,500	459,700	468,800
EMPLOYEE BENEFITS	159,748	185,933	177,000	183,800	187,600
TOTAL PERSONAL SERVICES	525,594	614,448	622,500	643,500	656,400
OTHER SERVICES & CHARGES					
PROF & TECH SERVICES	2,205	3,700	3,800	6,100	6,300
PROPERTY SERVICES	49,829	65,000	48,900	67,700	68,800
OTHER SERVICES	12,381	21,000	15,300	21,900	22,000
TOTAL OTHER SERVICES & CHARGES	64,415	89,700	68,000	95,700	97,100
MATERIALS & SUPPLIES	14,626	15,000	15,400	16,900	12,300
TOTAL	604,635	719,148	705,900	756,100	765,800

CITY OF BROKEN ARROW
GENERAL FUND
CITY CLERK
City/Court Clerk Division

ACCOUNT NUMBER/DESCRIPTION	FISCAL YEAR 2018 ACTUAL	FISCAL YEAR 2019 BUDGET	FISCAL YEAR 2019 ESTIMATED ACTUAL	FISCAL YEAR 2020 BUDGET	FISCAL YEAR 2021 FINANCIAL PLAN
010-1800-419.10-04 REGULAR	312,129	322,239	401,000	421,000	429,400
010-1800-419.10-05 VARIABLE PAY PROGRAM	542	2,300	1,300	2,300	2,300
010-1800-419.10-08 PART TIME & TEMPORARY	50,290	99,776	39,000	32,200	32,800
010-1800-419.10-11 OVERTIME	2,885	4,200	4,200	4,200	4,300
SALARIES AND WAGES	365,846	428,515	445,500	459,700	468,800
010-1800-419.20-10 LONGEVITY	10,300	10,500	9,600	9,300	9,500
010-1800-419.20-12 EDUCATION/PERFORMANCE	2,319	2,700	2,800	2,700	2,800
010-1800-419.20-21 SOCIAL SECURITY	27,091	31,428	33,600	33,800	34,500
010-1800-419.20-22 RETIREMENT	28,180	33,597	37,300	38,800	39,600
010-1800-419.20-26 INSURANCE	91,249	106,777	92,600	98,200	100,200
010-1800-419.20-41 CELL PHONE ALLOWANCE	609	931	1,100	1,000	1,000
EMPLOYEE BENEFITS	159,748	185,933	177,000	183,800	187,600
PERSONAL SERVICES	525,594	614,448	622,500	643,500	656,400
010-1800-419.30-11 REG. FEES & CERTIFICATION	1,433	2,400	2,400	4,200	4,300
010-1800-419.30-85 MEMBERSHIP DUES	682	700	800	1,000	1,000
010-1800-419.30-87 PROFESSIONAL SERVICES	90	600	600	900	1,000
PROF & TECH SERVICES	2,205	3,700	3,800	6,100	6,300
010-1800-419.40-07 PROPERTY MAINTENANCE	-	-	-	400	400
010-1800-419.40-28 MISC CONTRACT SERVICES	22,859	32,300	21,700	33,300	34,000
010-1800-419.40-33 OTHER RENTAL	13,189	13,600	8,100	13,600	13,900
010-1800-419.40-55 MAINTENANCE SERVICES	13,781	19,100	19,100	20,400	20,500
PROPERTY SERVICES	49,829	65,000	48,900	67,700	68,800
010-1800-419.50-03 TRAVEL & EXPENSES	2,244	2,300	2,300	5,000	5,000
010-1800-419.50-36 PRINTING SERVICES	-	6,900	-	4,400	4,500
010-1800-419.50-37 TEMPORARY SERVICES	1,930	1,500	-	-	-
010-1800-419.50-54 OUTSIDE DATA SERVICES	307	1,000	900	500	500
010-1800-419.50-55 CREDIT CARD CHARGES	7,900	9,000	12,100	12,000	12,000
010-1800-419.50-86 MISCELLANEOUS	-	300	-	-	-
OTHER SERVICES	12,381	21,000	15,300	21,900	22,000
OTHER SERVICES & CHARGES	64,415	89,700	68,000	95,700	97,100

**CITY OF BROKEN ARROW
GENERAL FUND
CITY CLERK
City/Court Clerk Division**

ACCOUNT NUMBER/DESCRIPTION	FISCAL YEAR	FISCAL YEAR	FISCAL YEAR	FISCAL YEAR	FISCAL YEAR
	2018	2019	2019	2020	2021
	ACTUAL	BUDGET	ESTIMATED	BUDGET	FINANCIAL
			ACTUAL		PLAN
010-1800-419.60-03 OFFICE SUPPLIES	3,473	6,400	6,400	5,600	4,500
010-1800-419.60-20 VEHICLE REPAIR PARTS	415	500	500	500	500
010-1800-419.60-21 FUEL & LUBRICANTS	239	300	700	700	700
010-1800-419.60-23 MATERIAL & SUPPLIES	1,382	2,500	1,500	1,400	1,400
010-1800-419.60-24 OTHER EQUIPMENT	9,117	4,600	5,600	8,500	5,000
010-1800-419.60-28 BOOKS, MAGS, & SUBSCRIPT.	-	700	700	200	200
MATERIAL & SUPPLIES	14,626	15,000	15,400	16,900	12,300
CITY CLERK/COURT CLERKS	604,635	719,148	705,900	756,100	765,800

GENERAL SERVICES DEPARTMENT

DIVISIONS:

Cemetery

PURPOSE:

To maintain and operate the City cemetery including the showing of available plots, maintaining the cemetery grounds and providing burial services in a professional, courteous and caring manner.

FINANCIAL HIGHLIGHTS

	FISCAL YEAR 2018 ACTUAL	FISCAL YEAR 2019 BUDGET	FISCAL YEAR 2019 ESTIMATED ACTUAL	FISCAL YEAR 2020 BUDGET	FISCAL YEAR 2021 FINANCIAL PLAN
PERSONAL SERVICES:					
SALARIES & WAGES	101,511	116,766	94,900	124,000	126,600
EMPLOYEE BENEFITS	56,005	61,707	46,000	59,200	60,400
TOTAL PERSONAL SERVICES	157,516	178,473	140,900	183,200	187,000
OTHER SERVICES & CHARGES					
PROF & TECH SERVICES	-	-	-	-	-
PROPERTY SERVICES	4,661	9,800	7,800	11,200	11,300
OTHER SERVICES	5,325	6,600	8,900	9,100	9,100
TOTAL OTHER SERVICES & CHARGES	9,986	16,400	16,700	20,300	20,400
MATERIALS & SUPPLIES	12,974	16,400	15,900	17,000	18,600
TOTAL	180,476	211,273	173,500	220,500	226,000

**CITY OF BROKEN ARROW
GENERAL FUND
GENERAL SERVICES DEPARTMENT
Cemetery Division**

ACCOUNT NUMBER/DESCRIPTION	FISCAL YEAR 2018 ACTUAL	FISCAL YEAR 2019 BUDGET	FISCAL YEAR 2019 ESTIMATED ACTUAL	FISCAL YEAR 2020 BUDGET	FISCAL YEAR 2021 FINANCIAL PLAN
010-5105-432.10-04 REGULAR	91,381	107,087	82,700	114,200	116,500
010-5105-432.10-05 VARIABLE PAY PROGRAM	-	600	-	600	600
010-5105-432.10-08 PART TIME & TEMPORARY	4,920	4,279	7,400	4,400	4,500
010-5105-432.10-11 OVERTIME	5,210	4,800	4,800	4,800	5,000
SALARIES AND WAGES	101,511	116,766	94,900	124,000	126,600
010-5105-432.20-10 LONGEVITY	2,100	2,300	2,300	2,500	2,600
010-5105-432.20-21 SOCIAL SECURITY	7,816	8,466	7,200	9,200	9,400
010-5105-432.20-22 RETIREMENT	9,862	10,932	8,900	11,700	11,900
010-5105-432.20-26 INSURANCE	36,227	40,009	27,600	35,800	36,500
EMPLOYEE BENEFITS	56,005	61,707	46,000	59,200	60,400
PERSONAL SERVICES	157,516	178,473	140,900	183,200	187,000
010-5105-432.40-07 BUILDING MAINTENANCE	2,292	900	1,900	2,000	2,000
010-5105-432.40-20 VEHICLE REPAIR	-	1,000	500	1,000	1,000
010-5105-432.40-28 MISC CONTRACT SERVICES	400	6,300	3,500	6,300	6,300
010-5105-432.40-31 UNIFORM RENTAL/SERVICES	679	800	800	800	800
010-5105-432.40-33 OTHER RENTAL	34	100	100	100	100
010-5105-432.40-55 MAINTENANCE SERVICES	1,256	700	1,000	1,000	1,100
PROPERTY SERVICES	4,661	9,800	7,800	11,200	11,300
010-5105-432.50-22 TELEPHONE	1,772	2,000	2,000	2,000	2,000
010-5105-432.50-23 OTHER UTILITIES	1,379	1,500	1,500	1,500	1,500
010-5105-432.50-24 UTILITIES (ONG)	746	900	800	900	900
010-5105-432.50-25 UTILITIES (PSO)	1,371	1,500	1,500	1,500	1,500
010-5105-432.50-37 TEMPORARY SERVICES	-	-	3,000	3,000	3,000
010-5105-432.50-86 MISCELLANEOUS	-	500	-	-	-
010-5105-432.50-89 EMPLOYEE/CITIZEN ACTIVITY	57	200	100	200	200
OTHER SERVICES	5,325	6,600	8,900	9,100	9,100
OTHER SERVICES & CHARGES	9,986	16,400	16,700	20,300	20,400

**CITY OF BROKEN ARROW
GENERAL FUND
GENERAL SERVICES DEPARTMENT
Cemetery Division**

ACCOUNT NUMBER/DESCRIPTION	FISCAL YEAR	FISCAL YEAR	FISCAL YEAR	FISCAL YEAR	FISCAL YEAR
	2018	2019	2019	2020	2021
	ACTUAL	BUDGET	ESTIMATED	BUDGET	FINANCIAL
			ACTUAL		PLAN
010-5105-432.60-03 OFFICE SUPPLIES	-	200	200	200	200
010-5105-432.60-10 UNIFORMS	565	700	700	700	700
010-5105-432.60-18 BLDG MATERIAL & SUPPLIES	122	500	500	500	500
010-5105-432.60-19 TIRES & TUBES	56	800	800	800	800
010-5105-432.60-20 VEHICLE REPAIR PARTS	4,609	4,000	4,000	4,000	4,500
010-5105-432.60-21 FUEL & LUBRICANTS	2,390	2,500	2,800	3,000	3,500
010-5105-432.60-23 MATERIAL & SUPPLIES	2,697	2,800	2,800	3,300	3,500
010-5105-432.60-24 OTHER EQUIPMENT	-	500	800	700	800
010-5105-432.60-27 CONCRETE & AGGREGATE	2,248	4,100	3,000	3,500	3,700
010-5105-432.60-30 JANITORIAL SUPPLIES	287	300	300	300	400
MATERIALS & SUPPLIES	<u>12,974</u>	<u>16,400</u>	<u>15,900</u>	<u>17,000</u>	<u>18,600</u>
CEMETERY	<u>180,476</u>	<u>211,273</u>	<u>173,500</u>	<u>220,500</u>	<u>226,000</u>

STREET/STORMWATER DEPARTMENT

DIVISIONS:

Street Repair and Construction

Signal Maintenance

PURPOSE:

To maintain and repair all aspects of the street system, including snow removal, pavement and rights-of-way maintenance, street cleaning and reconstruction of streets as necessary while striving to minimize disruption of access by the citizens and business community of the City.

To maintain and repair all city traffic signals and school signals, to provide electrical system repair and maintenance for lift stations, treatment plants and all other city buildings. To construct new traffic signals as required.

FINANCIAL HIGHLIGHTS

	FISCAL YEAR 2018 ACTUAL	FISCAL YEAR 2019 BUDGET	FISCAL YEAR 2019 ESTIMATED ACTUAL	FISCAL YEAR 2020 BUDGET	FISCAL YEAR 2021 FINANCIAL PLAN
PERSONAL SERVICES:					
SALARIES & WAGES	1,449,087	1,601,831	1,621,500	1,730,700	1,763,400
EMPLOYEE BENEFITS	725,985	792,084	788,200	809,800	826,000
TOTAL PERSONAL SERVICES	2,175,072	2,393,915	2,409,700	2,540,500	2,589,400
OTHER SERVICES & CHARGES					
PROF & TECH SERVICES	33,021	21,000	16,500	19,000	19,000
PROPERTY SERVICES	69,863	91,200	91,000	96,900	112,900
OTHER SERVICES	14,801	45,400	28,000	43,100	45,300
TOTAL OTHER SERVICES & CHARGES	117,685	157,600	135,500	159,000	177,200
MATERIALS & SUPPLIES	502,959	589,200	541,200	650,400	655,200
TOTAL	2,795,716	3,140,715	3,086,400	3,349,900	3,421,800

**CITY OF BROKEN ARROW
GENERAL FUND
STREET/STORMWATER DEPARTMENT
Street Division**

ACCOUNT NUMBER/DESCRIPTION	FISCAL YEAR 2018 ACTUAL	FISCAL YEAR 2019 BUDGET	FISCAL YEAR 2019 ESTIMATED ACTUAL	FISCAL YEAR 2020 BUDGET	FISCAL YEAR 2021 FINANCIAL PLAN
010-5300-431.10-04 REGULAR	1,098,277	1,188,954	1,204,600	1,278,700	1,304,300
010-5300-431.10-05 VARIABLE PAY PROGRAM	3,705	9,800	4,000	9,800	9,800
010-5300-431.10-08 PART TIME & TEMPORARY	-	-	-	12,500	12,800
010-5300-431.10-11 OVERTIME	50,318	65,000	47,000	65,000	65,000
010-5300-431.10-19 INJURY PAY	418	-	-	-	-
SALARIES AND WAGES	1,152,718	1,263,754	1,255,600	1,366,000	1,391,900
010-5300-431.20-10 LONGEVITY	23,400	24,700	25,300	26,200	26,700
010-5300-431.20-12 EDUCATION/PERFORMANCE	2,548	3,000	3,000	3,000	3,100
010-5300-431.20-21 SOCIAL SECURITY	86,164	88,798	92,400	96,100	98,000
010-5300-431.20-22 RETIREMENT	113,769	121,863	127,200	130,900	133,500
010-5300-431.20-26 INSURANCE	343,242	373,975	364,100	384,700	392,400
010-5300-431.20-41 CELL PHONE ALLOWANCE	1,545	2,794	3,000	2,900	3,000
010-5300-431.20-43 HOUSING ALLOWANCE	750	-	1,400	-	-
EMPLOYEE BENEFITS	571,418	615,130	616,400	643,800	656,700
PERSONAL SERVICES	1,724,136	1,878,884	1,872,000	2,009,800	2,048,600
010-5300-431.30-11 REG. FEES & CERTIFICATION	10,245	14,000	10,000	15,000	15,000
010-5300-431.30-85 MEMBERSHIP DUES	401	1,000	500	1,000	1,000
010-5300-431.30-87 PROFESSIONAL SERVICES	19,484	-	-	-	-
PROF & TECH SERVICES	30,130	15,000	10,500	16,000	16,000
010-5300-431.40-07 BUILDING MAINTENANCE	6,335	5,000	3,600	5,000	5,000
010-5300-431.40-20 VEHICLE REPAIR	26,609	35,000	45,500	35,000	45,000
010-5300-431.40-28 MISC CONTRACT SERVICES	7,993	3,000	1,000	3,000	3,000
010-5300-431.40-29 OTHER EQUIPMENT REPAIR	-	1,000	1,000	1,000	1,000
010-5300-431.40-31 UNIFORM RENTAL/SERVICES	9,074	8,000	8,000	8,000	8,000
010-5300-431.40-32 EQUIPMENT RENTAL	-	10,000	5,000	10,000	10,000
010-5300-431.40-33 OTHER RENTAL	1,630	1,800	1,500	1,800	1,800
010-5300-431.40-55 MAINTENANCE SERVICES	10,266	12,000	11,000	12,000	18,000
PROPERTY SERVICES	61,907	75,800	76,600	75,800	91,800
010-5300-431.50-03 TRAVEL & EXPENSES	1,931	6,000	6,000	9,000	9,000
010-5300-431.50-22 TELEPHONE	3,758	6,000	1,500	6,000	6,000
010-5300-431.50-24 UTILITIES (ONG)	1,588	3,500	1,600	3,500	3,500
010-5300-431.50-25 UTILITIES (PSO)	-	600	-	-	-
010-5300-431.50-36 PRINTING SERVICES	-	1,000	500	1,000	1,000
010-5300-413.50-54 OUTSIDE DATA SERVICES	3,865	2,000	3,000	3,000	3,000
OTHER SERVICES	11,142	19,100	12,600	22,500	22,500
OTHER SERVICES & CHARGES	103,179	109,900	99,700	114,300	130,300

CITY OF BROKEN ARROW
GENERAL FUND
STREET/STORMWATER DEPARTMENT
Street Division

ACCOUNT NUMBER/DESCRIPTION	FISCAL YEAR	FISCAL YEAR	FISCAL YEAR	FISCAL YEAR	FISCAL YEAR
	2018	2019	2019	2020	2021
	ACTUAL	BUDGET	ESTIMATED	BUDGET	FINANCIAL
			ACTUAL		PLAN
010-5300-431.60-03 OFFICE SUPPLIES	2,993	4,000	5,000	5,000	5,000
010-5300-431.60-10 UNIFORMS	9,297	16,500	17,000	19,000	19,000
010-5300-431.60-18 BLDG MATERIALS & SUPPLIES	2,119	2,500	1,300	2,500	5,500
010-5300-431.60-19 TIRES & TUBES	21,186	28,000	30,300	30,000	30,000
010-5300-431.60-20 VEHICLE REPAIR PARTS	107,738	135,000	110,700	120,000	135,000
010-5300-431.60-21 FUEL & LUBRICANTS	119,977	105,000	125,000	135,000	145,000
010-5300-431.60-23 MATERIAL & SUPPLIES	34,788	29,000	29,000	32,000	32,000
010-5300-431.60-24 OTHER EQUIPMENT	11,307	11,000	7,700	11,000	11,000
010-5300-431.60-27 CONCRETE & AGGREGATE	1,696	7,500	3,000	-	-
010-5300-431.60-28 BOOKS, MAGS, & SUBSCRIPT.	121	700	500	700	700
010-5300-431.60-30 JANITORIAL SUPPLIES	1,921	3,000	2,400	3,000	3,000
010-5300-431.60-31 OTHER EQUP PARTS/MAINT	10	-	-	-	-
010-5300-431.60-35 TRAFFIC SIGNAL SUPPLIES	-	-	200	-	-
010-5300-431.60-36 STREET SIGN/MARKING	84,327	100,000	80,000	100,000	100,000
010-5300-431.60-50 RADIO MAINTENANCE	732	500	500	500	500
010-5300-431.60-80 ASPHALT & AGGREGATE	59,746	90,000	60,000	125,000	100,000
MATERIALS & SUPPLIES	<u>457,958</u>	<u>532,700</u>	<u>472,600</u>	<u>583,700</u>	<u>586,700</u>
STREET	<u>2,285,273</u>	<u>2,521,484</u>	<u>2,444,300</u>	<u>2,707,800</u>	<u>2,765,600</u>

**CITY OF BROKEN ARROW
GENERAL FUND
STREET/STORMWATER DEPARTMENT
Signal Maintenance**

ACCOUNT NUMBER/DESCRIPTION	FISCAL YEAR 2018 ACTUAL	FISCAL YEAR 2019 BUDGET	FISCAL YEAR 2019 ESTIMATED ACTUAL	FISCAL YEAR 2020 BUDGET	FISCAL YEAR 2021 FINANCIAL PLAN
010-5310-431.10-04 REGULAR	282,770	321,677	345,700	342,300	349,100
010-5310-431.10-05 VARIABLE PAY PROGRAM	1,518	2,400	1,200	2,400	2,400
010-5310-431.10-11 OVERTIME	12,081	14,000	19,000	20,000	20,000
SALARIES AND WAGES	296,369	338,077	365,900	364,700	371,500
010-5310-431.20-10 LONGEVITY	5,700	6,000	6,000	6,800	6,900
010-5310-431.20-21 SOCIAL SECURITY	21,844	23,517	26,300	25,500	26,000
010-5310-431.20-22 RETIREMENT	30,268	32,843	36,800	35,000	35,700
010-5310-431.20-26 INSURANCE	96,146	113,663	101,700	97,700	99,700
010-5310-431.20-41 CELL PHONE ALLOWANCE	609	931	1,000	1,000	1,000
EMPLOYEE BENEFITS	154,567	176,954	171,800	166,000	169,300
PERSONAL SERVICES	450,936	515,031	537,700	530,700	540,800
010-5310-431.30-11 REG. FEES & CERTIFICATION	1,558	6,000	6,000	3,000	3,000
010-5310-431.30-35 MAINT OF TRAFFIC SIGNALS	1,333	-	-	-	-
PROF & TECH SERVICES	2,891	6,000	6,000	3,000	3,000
010-5310-431.40-20 VEHICLE REPAIR	2,395	6,000	6,000	10,000	10,000
010-5310-431.40-31 UNIFORM RENTAL/SERVICES	5,534	5,800	7,300	7,500	7,500
010-5310-431.40-32 EQUIPMENT RENTAL	-	600	600	600	600
010-5310-431.40-55 MAINTENANCE SERVICES	27	3,000	500	3,000	3,000
PROPERTY SERVICES	7,956	15,400	14,400	21,100	21,100
010-5310-431.50-03 TRAVEL & EXPENSES	73	3,500	3,000	2,000	2,000
010-5310-431.50-22 TELEPHONE	395	500	200	500	500
010-5310-431.50-25 UTILITIES (PSO)	3,191	5,000	3,000	2,600	5,000
010-5310-431.50-54 OUTSIDE DATA SERVICES	-	16,800	9,200	15,000	15,000
010-5310-431.50-86 MISCELLANEOUS	-	500	-	500	300
OTHER SERVICES	3,659	26,300	15,400	20,600	22,800
OTHER SERVICES & CHARGES	14,506	47,700	35,800	44,700	46,900

**CITY OF BROKEN ARROW
GENERAL FUND
STREET/STORMWATER DEPARTMENT
Signal Maintenance**

ACCOUNT NUMBER/DESCRIPTION	FISCAL YEAR	FISCAL YEAR	FISCAL YEAR	FISCAL YEAR	FISCAL YEAR
	2018	2019	2019	2020	2021
	ACTUAL	BUDGET	ESTIMATED	BUDGET	FINANCIAL
			ACTUAL		PLAN
010-5310-431.60-10 UNIFORMS	3,206	6,000	2,500	4,000	4,000
010-5310-431.60-19 TIRES & TUBES	1,628	3,000	4,000	6,000	6,000
010-5310-431.60-20 VEHICLE REPAIR PARTS	8,157	6,000	8,300	8,500	8,500
010-5310-431.60-21 FUEL & LUBRICANTS	11,723	8,000	15,000	18,000	18,000
010-5310-431.60-23 MATERIAL & SUPPLIES	4,204	3,000	3,000	3,000	3,000
010-5310-431.60-24 OTHER EQUIPMENT	2,490	12,500	17,300	4,000	4,000
010-5310-431.60-31 OTHER EQUIP PARTS/MAINT	6,843	18,000	18,000	23,200	25,000
010-5310-431.60-35 TRAFFIC SIGNAL SUPPLIES	6,691	-	-	-	-
010-5310-431.60-50 RADIO MAINTENANCE	59	-	500	-	-
MATERIALS & SUPPLIES	<u>45,001</u>	<u>56,500</u>	<u>68,600</u>	<u>66,700</u>	<u>68,500</u>
SIGNAL MAINTENANCE	<u>510,443</u>	<u>619,231</u>	<u>642,100</u>	<u>642,100</u>	<u>656,200</u>
STREET/STORMWATER	<u><u>2,795,716</u></u>	<u><u>3,140,715</u></u>	<u><u>3,086,400</u></u>	<u><u>3,349,900</u></u>	<u><u>3,421,800</u></u>

PARKS

DIVISIONS:

Parks
Main Place
Historical Museum

Recreation
Forestry/Horticulture
Special Events

PURPOSE:

To provide park and recreation services and facilities viewed by the citizens as highly valued investments in their daily lives, improve the quality of life by providing the citizens of Broken Arrow with the level of satisfaction they desire through meeting their recreational, educational and cultural needs and desires including maintenance and enhancement of the City's urban forest.

FINANCIAL HIGHLIGHTS

	FISCAL YEAR 2018 ACTUAL	FISCAL YEAR 2019 BUDGET	FISCAL YEAR 2019 ESTIMATED ACTUAL	FISCAL YEAR 2020 BUDGET	FISCAL YEAR 2021 FINANCIAL PLAN
PERSONAL SERVICES:					
SALARIES & WAGES	1,905,362	2,156,764	2,010,500	2,358,700	2,405,800
EMPLOYEE BENEFITS	843,631	957,481	881,700	1,076,500	1,097,900
TOTAL PERSONAL SERVICES	2,748,993	3,114,245	2,892,200	3,435,200	3,503,700
OTHER SERVICES & CHARGES					
PROF & TECH SERVICES	30,011	33,100	25,800	37,600	38,000
PROPERTY SERVICES	204,914	259,400	243,700	293,300	285,200
OTHER SERVICES	400,530	437,500	404,600	453,100	495,600
TOTAL OTHER SERVICES & CHARGES	635,455	730,000	674,100	784,000	818,800
MATERIALS & SUPPLIES	373,299	432,100	364,900	453,300	461,200
TOTAL	3,757,747	4,276,345	3,931,200	4,672,500	4,783,700

**CITY OF BROKEN ARROW
GENERAL FUND
PARKS DEPARTMENT
Parks Division**

ACCOUNT NUMBER/DESCRIPTION	FISCAL YEAR	FISCAL YEAR	FISCAL YEAR	FISCAL YEAR	FISCAL YEAR
	2018	2019	2019	2020	2021
	ACTUAL	BUDGET	ESTIMATED	BUDGET	FINANCIAL
			ACTUAL		PLAN
010-6000-451.10-04 REGULAR	1,042,672	1,099,961	1,060,100	1,171,000	1,194,400
010-6000-451.10-05 VARIABLE PAY PROGRAM	-	6,200	-	6,400	6,400
010-6000-451.10-08 PART TIME & TEMPORARY	10,275	25,671	8,000	47,300	48,200
010-6000-451.10-11 OVERTIME	19,881	22,000	21,800	24,000	24,800
010-6000-451.10-19 INJURY PAY	1,139	-	100	-	-
SALARIES AND WAGES	<u>1,073,967</u>	<u>1,153,832</u>	<u>1,090,000</u>	<u>1,248,700</u>	<u>1,273,800</u>
010-6000-451.20-10 LONGEVITY	25,700	27,500	27,500	26,800	27,300
010-6000-451.20-21 SOCIAL SECURITY	79,553	84,489	79,800	91,500	93,300
010-6000-451.20-22 RETIREMENT	108,869	112,852	108,100	119,800	122,200
010-6000-451.20-26 INSURANCE	304,981	336,352	299,200	377,800	385,400
010-6000-451.20-41 CELL PHONE ALLOWANCE	1,217	1,862	2,000	1,900	1,900
EMPLOYEE BENEFITS	<u>520,320</u>	<u>563,055</u>	<u>516,600</u>	<u>617,800</u>	<u>630,100</u>
PERSONAL SERVICES	<u>1,594,287</u>	<u>1,716,887</u>	<u>1,606,600</u>	<u>1,866,500</u>	<u>1,903,900</u>
010-6000-451.30-11 REG. FEES & CERTIFICATION	3,810	3,000	2,600	3,000	3,500
010-6000-451.30-85 MEMBERSHIP DUES	598	800	600	800	800
010-6000-451.30-87 PROFESSIONAL SERVICES	<u>8,000</u>	<u>10,000</u>	<u>7,000</u>	<u>10,000</u>	<u>10,000</u>
PROF & TECH SERVICES	<u>12,408</u>	<u>13,800</u>	<u>10,200</u>	<u>13,800</u>	<u>14,300</u>
010-6000-451.40-07 BUILDING MAINTENANCE	7,305	12,000	8,000	10,000	10,000
010-6000-451.40-20 VEHICLE REPAIR	6,174	5,000	6,000	7,000	7,000
010-6000-451.40-28 MISC. CONTRACT SERVICES	27,265	46,200	40,000	49,400	52,700
010-6000-451.40-31 UNIFORM RENTAL/SERVICES	6,096	6,000	5,000	6,800	7,100
010-6000-451.40-32 EQUIPMENT RENTAL	-	700	400	700	700
010-6000-451.40-33 OTHER RENTAL	3,012	3,800	3,000	3,200	3,200
010-6000-451.40-55 MAINTENANCE SERVICES	<u>8,319</u>	<u>15,300</u>	<u>17,000</u>	<u>18,100</u>	<u>12,700</u>
PROPERTY SERVICES	<u>58,171</u>	<u>89,000</u>	<u>79,400</u>	<u>95,200</u>	<u>93,400</u>

CITY OF BROKEN ARROW
GENERAL FUND
PARKS DEPARTMENT
Parks Division

ACCOUNT NUMBER/DESCRIPTION	FISCAL YEAR 2018 ACTUAL	FISCAL YEAR 2019 BUDGET	FISCAL YEAR 2019 ESTIMATED ACTUAL	FISCAL YEAR 2020 BUDGET	FISCAL YEAR 2021 FINANCIAL PLAN
010-6000-451.50-03 TRAVEL & EXPENSES	1,389	2,100	1,000	2,000	1,600
010-6000-451.50-22 TELEPHONE	4,298	5,000	4,200	5,000	5,000
010-6000-451.50-23 OTHER UTILITIES	1,343	1,500	1,400	1,500	1,600
010-6000-451.50-24 UTILITIES (ONG)	1,117	1,300	1,200	1,300	1,400
010-6000-451.50-25 UTILITIES (PSO)	40,778	39,000	36,500	37,600	41,900
010-6000-451.50-40 UTILITIES (PSO) BASEBALL	23,156	22,000	17,200	17,800	23,200
010-6000-451.50-41 UTILITIES (PSO) SOCCER	15,693	20,500	12,900	13,300	16,600
010-6000-451.50-42 UTILITIES (PSO) SOFTBALL	26,198	27,400	27,400	28,300	31,300
010-6000-451.50-43 UTILITIES (PSO) AL GRAHAM	12,732	16,700	11,500	12,400	14,600
010-6000-451.50-46 UTILITIES (PSO) FOOTBALL	-	-	-	14,000	14,700
010-6000-451.50-47 UTILITIES (PSO) ADULT SOFTBALL	-	-	-	3,500	21,000
010-6000-451.50-54 OUTSIDE DATA SERVICE	12,442	15,700	13,200	15,900	16,900
010-6000-451.50-86 MISCELLANEOUS	40	200	100	-	-
OTHER SERVICES	139,186	151,400	126,600	152,600	189,800
OTHER SERVICES & CHARGES	209,765	254,200	216,200	261,600	297,500
010-6000-451.60-03 OFFICE SUPPLIES	1,206	700	1,000	700	700
010-6000-451.60-10 UNIFORMS	6,682	6,900	6,600	7,200	7,800
010-6000-451.60-18 BLDG MATERIAL & SUPPLIES	19,904	17,000	15,000	17,000	18,000
010-6000-451.60-19 TIRES & TUBES	6,954	9,600	9,000	9,600	9,600
010-6000-451.60-20 VEHICLE REPAIR PARTS	42,688	45,000	45,200	51,300	51,300
010-6000-451.60-21 FUEL & LUBRICANTS	54,103	52,000	55,000	62,200	65,200
010-6000-451.60-23 MATERIAL & SUPPLIES	17,927	17,000	16,000	17,500	18,400
010-6000-451.60-24 OTHER EQUIPMENT	7,016	8,000	5,000	8,000	9,000
010-6000-451.60-27 CONCRETE & AGGREGATE	7,186	8,000	8,000	10,000	11,000
010-6000-451.60-28 BOOKS, MAGS, & SUBSCRIPT	3	-	-	-	-
010-6000-451.60-30 JANITORIAL SUPPLIES	3,032	3,900	4,000	4,400	4,900
010-6000-451.60-31 OTHER EQUIP PARTS/MAINT	639	600	600	600	800
010-6000-451.60-33 RECREATIONAL SUPPLIES	24,747	31,200	20,000	32,400	32,400
010-6000-451.60-34 CHEMICAL & LAB SUPPLIES	33,261	35,100	34,500	36,200	37,200
010-6000-451.60-50 RADIO MAINTENANCE	434	200	100	200	200
010-6000-451.60-70 BEAUTIFICATION	9,983	15,000	10,000	15,000	15,000
MATERIALS & SUPPLIES	235,765	250,200	230,000	272,300	281,500
PARKS & RECREATION	2,039,817	2,221,287	2,052,800	2,400,400	2,482,900

**CITY OF BROKEN ARROW
GENERAL FUND
PARKS DEPARTMENT
Main Place Division**

ACCOUNT NUMBER/DESCRIPTION	FISCAL YEAR	FISCAL YEAR	FISCAL YEAR	FISCAL YEAR	FISCAL YEAR
	2018	2019	2019	2020	2021
	ACTUAL	BUDGET	ESTIMATED	BUDGET	FINANCIAL
			ACTUAL		PLAN
010-6001-451.40-07 BUILDING MAINTENANCE	8,831	9,000	5,000	9,000	9,000
PROPERTY SERVICES	8,831	9,000	5,000	9,000	9,000
010-6001-451.50-22 TELEPHONE	912	1,000	1,000	1,000	1,000
010-6001-451.50-23 OTHER UTILITIES	1,753	2,000	1,700	2,000	2,000
010-6001-451.50-24 UTILITIES (ONG)	4,682	5,500	5,400	5,500	5,500
010-6001-451.50-25 UTILITIES (PSO)	24,170	28,000	27,600	30,000	28,000
OTHER SERVICES	31,517	36,500	35,700	38,500	36,500
OTHER SERVICES & CHARGES	40,348	45,500	40,700	47,500	45,500
010-6001-451.60-18 BLDG MATERIAL & SUPPLIES	1,161	3,000	1,700	3,000	3,000
010-6001-451.60-23 MATERIAL & SUPPLIES	73	300	100	100	100
010-6001-451.60-24 OTHER EQUIPMENT	-	100	100	100	100
010-6001-451.60-30 JANITORIAL SUPPLIES	-	100	100	100	100
MATERIALS & SUPPLIES	1,234	3,500	2,000	3,300	3,300
MAIN PLACE	41,582	49,000	42,700	50,800	48,800

CITY OF BROKEN ARROW
GENERAL FUND
PARKS DEPARTMENT
Recreation Division

ACCOUNT NUMBER/DESCRIPTION	FISCAL YEAR 2018 ACTUAL	FISCAL YEAR 2019 BUDGET	FISCAL YEAR 2019 ESTIMATED ACTUAL	FISCAL YEAR 2020 BUDGET	FISCAL YEAR 2021 FINANCIAL PLAN
010-6002-451.10-04 REGULAR	269,281	306,377	320,200	326,400	332,900
010-6002-451.10-05 VARIABLE PAY PROGRAM	-	-	-	1,200	1,200
010-6002-451.10-08 PART TIME & TEMPORARY	230,986	312,000	226,500	295,000	300,900
010-6002-451.10-11 OVERTIME	22,955	14,500	14,300	14,500	14,500
SALARIES AND WAGES	523,222	632,877	561,000	637,100	649,500
010-6002-451.20-10 LONGEVITY	3,800	4,200	4,200	4,600	4,700
010-6002-451.20-12 EDUCATION/PERFORMANCE	813	1,500	1,500	1,500	1,500
010-6002-451.20-21 SOCIAL SECURITY	39,079	48,900	42,500	61,800	63,000
010-6002-451.20-22 RETIREMENT	29,557	31,283	34,700	33,300	34,000
010-6002-451.20-26 INSURANCE	79,974	89,092	92,500	92,800	94,700
010-6002-451.20-41 CELL PHONE ALLOWANCE	609	931	1,000	1,000	1,000
EMPLOYEE BENEFITS	153,832	175,906	176,400	195,000	198,900
PERSONAL SERVICES	677,054	808,783	737,400	832,100	848,400
010-6002-451.30-11 REG. FEES & CERTIFICATION	3,820	4,300	4,400	4,600	4,600
010-6002-451.30-84 MEDICAL VACCINATION	-	200	200	200	200
010-6002-451.30-85 MEMBERSHIP DUES	863	900	900	900	900
PROF & TECH SERVICES	4,683	5,400	5,500	5,700	5,700
010-6002-451.40-07 BUILDING MAINTENANCE	17,669	19,600	15,000	19,600	19,600
010-6002-451.40-28 MISC. CONTRACT SERVICES	37,373	34,000	40,000	42,000	37,500
010-6002-451.40-29 OTHER EQUIPMENT REPAIR	-	400	400	400	400
010-6002-451.40-33 OTHER RENTAL	4,825	7,600	7,000	8,000	8,000
010-6002-451.40-55 MAINTENANCE SERVICES	7,589	9,900	9,000	8,000	8,000
PROPERTY SERVICES	67,456	71,500	71,400	78,000	73,500
010-6002-451.50-03 TRAVEL & EXPENSES	2,935	5,400	2,000	4,200	4,200
010-6002-451.50-10 SERVICE CONTRACT	56,094	57,000	50,000	57,000	57,000
010-6002-451.50-22 TELEPHONE	7,768	9,000	8,800	7,700	9,000
010-6002-451.50-24 UTILITIES (ONG)	11,681	12,000	12,000	12,000	12,600
010-6002-451.50-25 UTILITIES (PSO)	86,703	85,000	96,000	83,100	82,500
010-6002-451.50-36 PRINTING SERVICES	1,044	1,600	1,000	1,600	1,600
010-6002-451.50-54 OUTSIDE DATA SERVICE	-	-	200	3,800	3,800
010-6002-451.50-55 CREDIT CARD CHARGES	3,471	3,300	4,000	4,000	4,000
010-6002-451.50-86 MISCELLANEOUS	108	100	100	-	-
OTHER SERVICES	169,804	173,400	174,100	173,400	174,700
OTHER SERVICES & CHARGES	241,943	250,300	251,000	257,100	253,900

**CITY OF BROKEN ARROW
GENERAL FUND
PARKS DEPARTMENT
Recreation Division**

ACCOUNT NUMBER/DESCRIPTION	FISCAL YEAR	FISCAL YEAR	FISCAL YEAR	FISCAL YEAR	FISCAL YEAR
	2018	2019	2019	2020	2021
	ACTUAL	BUDGET	ESTIMATED	BUDGET	FINANCIAL
			ACTUAL		PLAN
010-6002-451.60-03 OFFICE SUPPLIES	2,832	4,500	3,500	4,500	4,500
010-6002-451.60-10 UNIFORMS	1,511	1,600	1,500	1,600	1,600
010-6002-451.60-18 BLDG MATERIAL & SUPPLIES	7,117	8,000	8,000	8,700	8,700
010-6002-451.60-19 TIRES & TUBES	-	200	100	200	200
010-6002-451.60-20 VEHICLE REPAIR PARTS	194	500	300	500	500
010-6002-451.60-21 FUEL & LUBRICANTS	388	800	400	800	800
010-6002-451.60-23 MATERIAL & SUPPLIES	9,131	9,500	8,000	9,500	9,500
010-6002-451.60-24 OTHER EQUIPMENT	8,853	12,000	10,000	12,000	12,000
010-6002-451.60-28 BOOKS, MAGS, & SUBSCRIPT.	28	200	100	200	200
010-6002-451.60-30 JANITORIAL SUPPLIES	5,998	6,200	6,000	6,200	6,200
010-6002-451.60-31 OTHER EQUIP PARTS/MAINT	-		100	-	-
010-6002-451.60-33 RECREATIONAL SUPPLIES	10,214	13,000	11,700	13,000	13,000
010-6002-451.60-34 CHEMICAL & LAB SUPPLIES	12,844	18,500	10,000	15,500	15,500
010-6002-451.60-67 CONCESSION SUPPLIES	22,623	28,000	15,000	24,500	24,500
MATERIALS & SUPPLIES	<u>81,733</u>	<u>103,000</u>	<u>74,700</u>	<u>97,200</u>	<u>97,200</u>
RECREATION	<u>1,000,730</u>	<u>1,162,083</u>	<u>1,063,100</u>	<u>1,186,400</u>	<u>1,199,500</u>

**CITY OF BROKEN ARROW
GENERAL FUND
PARKS DEPARTMENT
Forestry/Horticulture Division**

ACCOUNT NUMBER/DESCRIPTION	FISCAL YEAR 2018 ACTUAL	FISCAL YEAR 2019 BUDGET	FISCAL YEAR 2019 ESTIMATED ACTUAL	FISCAL YEAR 2020 BUDGET	FISCAL YEAR 2021 FINANCIAL PLAN
010-6003-451.10-04 REGULAR	185,956	212,495	198,800	285,700	291,400
010-6003-451.10-05 VARIABLE PAY PROGRAM	-	1,400	-	1,500	1,600
010-6003-451.10-08 PART TIME & TEMPORARY	1,396	8,557	3,000	15,800	16,100
010-6003-451.10-11 OVERTIME	2,353	2,500	1,500	2,500	2,500
SALARIES AND WAGES	189,705	224,952	203,300	305,500	311,600
010-6003-451.20-10 LONGEVITY	3,400	3,700	3,700	3,200	3,300
010-6003-451.20-12 EDUCATION/PERFORMANCE	40	-	200	-	-
010-6003-451.20-21 SOCIAL SECURITY	13,779	16,113	14,800	22,300	22,700
010-6003-451.20-22 RETIREMENT	19,009	21,609	20,500	28,900	29,500
010-6003-451.20-26 INSURANCE	70,849	90,311	67,600	124,800	127,300
EMPLOYEE BENEFITS	107,077	131,733	106,800	179,200	182,800
PERSONAL SERVICES	296,782	356,685	310,100	484,700	494,400
010-6003-451.30-11 REG. FEES & CERTIFICATION	1,083	1,500	1,000	1,800	1,800
010-6003-451.30-85 MEMBERSHIP DUES	93	100	200	200	200
PROF & TECH SERVICES	1,176	1,600	1,200	2,000	2,000
010-6003-451.40-20 VEHICLE REPAIR	325	500	500	500	700
010-6003-451.40-28 MISC. CONTRACT SERVICES	35,585	48,300	40,000	52,400	55,000
010-6003-451.40-29 OTHER EQUIPMENT REPAIR	40	-	-	-	-
010-6003-451.40-31 UNIFORM RENTAL/SERVICES	1,700	2,500	1,900	2,200	2,500
PROPERTY SERVICES	37,650	51,300	42,400	55,100	58,200
010-6003-451.50-03 TRAVEL & EXPENSES	272	1,700	200	1,900	1,900
OTHER SERVICES	272	1,700	200	1,900	1,900
OTHER SERVICES & CHARGES	39,098	54,600	43,800	59,000	62,100

**CITY OF BROKEN ARROW
GENERAL FUND
PARKS DEPARTMENT
Forestry/Horticulture Division**

ACCOUNT NUMBER/DESCRIPTION	FISCAL YEAR	FISCAL YEAR	FISCAL YEAR	FISCAL YEAR	FISCAL YEAR
	2018	2019	2019	2020	2021
	ACTUAL	BUDGET	ESTIMATED	BUDGET	FINANCIAL
			ACTUAL		PLAN
010-6003-451.60-03 OFFICE SUPPLIES	-	200	100	200	200
010-6003-451.60-10 UNIFORMS	1,209	1,600	1,000	1,700	2,100
010-6003-451.60-18 BLDG MATERIAL & SUPPLIES	1,065	1,200	1,200	1,200	1,400
010-6003-451.60-19 TIRES & TUBES	343	700	700	900	1,000
010-6003-451.60-20 VEHICLE REPAIR PARTS	1,232	1,600	1,600	2,000	2,100
010-6003-451.60-21 FUEL & LUBRICANTS	2,887	3,800	5,200	6,000	6,000
010-6003-451.60-23 MATERIAL & SUPPLIES	2,699	3,000	3,000	3,000	3,200
010-6003-451.60-24 OTHER EQUIPMENT	1,694	1,800	1,800	1,800	1,900
010-6003-451.60-27 CONCRETE & AGGREGATE	209	5,000	3,600	3,000	1,000
010-6003-451.60-31 OTHER EQUIP PARTS/MAINT	133	500	500	500	700
010-6003-451.60-34 CHEMICAL & LAB SUPPLIES	4,311	10,000	2,500	8,000	9,000
010-6003-451.60-70 BEAUTIFICATION	15,372	21,500	15,000	23,700	25,200
MATERIALS & SUPPLIES	31,154	50,900	36,200	52,000	53,800
FORESTRY/HORTICULTURE	367,034	462,185	390,100	595,700	610,300

CITY OF BROKEN ARROW
GENERAL FUND
PARKS DEPARTMENT
Historical Museum Division

ACCOUNT NUMBER/DESCRIPTION	FISCAL YEAR	FISCAL YEAR	FISCAL YEAR	FISCAL YEAR	FISCAL YEAR
	2018	2019	2019	2020	2021
	ACTUAL	BUDGET	ESTIMATED	BUDGET	FINANCIAL
			ACTUAL		PLAN
010-6004-451.40-07 BUILDING MAINTENANCE	12,042	12,000	12,500	13,000	14,000
010-6004-451.40-28 MISC. CONTRACT SERVICES	-	100	500	600	600
PROPERTY SERVICES	12,042	12,100	13,000	13,600	14,600
010-6004-451.50-22 TELEPHONE	4,352	5,000	4,100	5,000	5,000
010-6004-451.50-24 UTILITIES (ONG)	4,372	7,000	3,300	7,000	7,000
010-6004-451.50-25 UTILITIES (PSO)	22,851	25,000	24,000	30,000	30,000
OTHER SERVICES	31,575	37,000	31,400	42,000	42,000
OTHER SERVICES & CHARGES	43,617	49,100	44,400	55,600	56,600
010-6004-451.60-18 BLDG MATERIAL & SUPPLIES	1,575	1,500	1,100	1,500	1,500
010-6004-451.60-23 MATERIAL & SUPPLIES	65	500	200	500	500
010-6004-451.60-24 OTHER EQUIPMENT	-	500	500	500	500
MATERIALS & SUPPLIES	1,640	2,500	1,800	2,500	2,500
HISTORICAL MUSEUM	45,257	51,600	46,200	58,100	59,100

CITY OF BROKEN ARROW
GENERAL FUND
PARKS DEPARTMENT
Special Events Division

ACCOUNT NUMBER/DESCRIPTION	FISCAL YEAR 2018 ACTUAL	FISCAL YEAR 2019 BUDGET	FISCAL YEAR 2019 ESTIMATED ACTUAL	FISCAL YEAR 2020 BUDGET	FISCAL YEAR 2021 FINANCIAL PLAN
010-6005-451.10-04 REGULAR	115,717	142,303	151,200	163,100	166,400
010-6005-451.10-05 VARIABLE PAY PROGRAM	-	1,300	-	1,300	1,500
010-6005-451.10-08 PART TIME & TEMPORARY	143	-	-	-	-
010-6005-451.10-11 OVERTIME	2,608	1,500	5,000	3,000	3,000
SALARIES AND WAGES	118,468	145,103	156,200	167,400	170,900
010-6005-451.20-10 LONGEVITY	1,800	1,900	1,900	2,000	2,000
010-6005-451.20-12 EDUCATION/PERFORMANCE	1,988	1,800	4,100	3,000	3,000
010-6005-451.20-21 SOCIAL SECURITY	9,049	11,555	12,100	12,600	12,900
010-6005-451.20-22 RETIREMENT	12,327	14,962	16,400	17,200	17,500
010-6005-451.20-26 INSURANCE	36,079	52,845	43,400	45,900	46,800
010-6005-451.20-41 CELL PHONE ALLOWANCE	1,159	3,725	4,000	3,800	3,900
EMPLOYEE BENEFITS	62,402	86,787	81,900	84,500	86,100
PERSONAL SERVICES	180,870	231,890	238,100	251,900	257,000
010-6005-451.30-11 REG. FEES & CERTIFICATION	5,298	3,500	5,000	5,100	5,100
010-6005-451.30-85 MEMBERSHIP DUES	4,846	4,800	3,900	5,000	4,900
010-6005-451.30-87 PROFESSIONAL SERVICES	1,600	4,000	-	6,000	6,000
PROF & TECH SERVICES	11,744	12,300	8,900	16,100	16,000
010-6005-451.40-07 BUILDING MAINTENANCE	1,558	2,500	2,000	2,400	2,400
010-6005-451.40-20 VEHICLE REPAIR	-	1,000	1,000	1,000	1,000
010-6005-451.40-28 MISC. CONTRACT SERVICES	12,295	15,000	22,600	26,700	25,500
010-6005-451.40-29 OTHER EQUIPMENT REPAIR	-	200	200	200	200
010-6005-451.40-32 EQUIPMENT RENTAL	2,125	1,500	1,500	1,500	1,500
010-6005-451.40-33 OTHER RENTAL	4,197	5,000	4,000	3,000	3,000
010-6005-451.40-55 MAINTENANCE SERVICES	589	1,300	1,200	7,600	2,900
PROPERTY SERVICES	20,764	26,500	32,500	42,400	36,500

CITY OF BROKEN ARROW
GENERAL FUND
PARKS DEPARTMENT
Special Events Division

ACCOUNT NUMBER/DESCRIPTION	FISCAL YEAR	FISCAL YEAR	FISCAL YEAR	FISCAL YEAR	FISCAL YEAR
	2018	2019	2019	2020	2021
	ACTUAL	BUDGET	ESTIMATED	BUDGET	FINANCIAL
			ACTUAL		PLAN
010-6005-451.50-03 TRAVEL & EXPENSES	1,736	3,700	4,200	8,000	8,000
010-6005-451.50-22 TELEPHONE	3,572	6,800	3,300	5,700	5,700
010-6005-451.50-23 OTHER UTILITIES	906	4,500	2,000	4,200	10,500
010-6005-451.50-25 UTILITIES (PSO)	18,580	19,000	22,500	20,600	21,000
010-6005-451.50-36 PRINTING SERVICES	288	1,000	1,000	1,000	1,000
010-6005-451.50-54 OUTSIDE DATA SERVICE	3,094	2,000	3,500	5,200	4,000
010-6005-451.50-86 MISCELLANEOUS	-	500	100	-	500
OTHER SERVICES	28,176	37,500	36,600	44,700	50,700
OTHER SERVICES & CHARGES	60,684	76,300	78,000	103,200	103,200
010-6005-451.60-03 OFFICE SUPPLIES	202	800	800	900	900
010-6005-451.60-10 UNIFORMS	321	600	600	600	700
010-6005-451.60-18 BLDG MATERIAL & SUPPLIES	3,215	1,500	1,500	3,500	3,500
010-6005-451.60-19 TIRES & TUBES	-	500	500	500	500
010-6005-451.60-20 VEHICLE REPAIR PARTS	36	1,500	1,500	1,500	1,500
010-6005-451.60-21 FUEL & LUBRICANTS	80	600	500	600	600
010-6005-451.60-23 MATERIAL & SUPPLIES	5,745	2,400	3,200	5,200	4,200
010-6005-451.60-24 OTHER EQUIPMENT	9,192	10,000	9,000	9,000	7,000
010-6005-451.60-28 BOOKS, MAGS, & SUBSCRIPT.	-	100	-	100	100
010-6005-451.60-30 JANITORIAL SUPPLIES	727	600	600	600	400
010-6005-451.60-34 CHEMICAL & LAB SUPPLIES	2,255	3,400	2,000	3,500	3,500
MATERIALS & SUPPLIES	21,773	22,000	20,200	26,000	22,900
SPECIAL EVENTS	263,327	330,190	336,300	381,100	383,100
PARKS & RECREATION	3,757,747	4,276,345	3,931,200	4,672,500	4,783,700

A large, stylized orange arrow points diagonally from the bottom-left towards the top-right. Behind the arrow is a large, light-orange circular shape. Several curved, orange lines sweep across the page, intersecting the arrow and the circle, creating a sense of motion and design.

CITY OF BROKEN ARROW

MUNICIPAL AUTHORITY

FY2020 BUDGET

FY2021 FINANCIAL PLAN

**BROKEN ARROW MUNICIPAL AUTHORITY
FINANCIAL PLAN
FISCAL YEAR 2020 BUDGET & FISCAL YEAR 2021 FINANCIAL PLAN**

	FINANCIAL PLAN 2019	ESTIMATED ACTUAL 2019	FINANCIAL PLAN 2020	FINANCIAL PLAN 2021
BEGINNING FUND BALANCE - EMERGENCY RESERVE FUND BALANCE	7,526,147	7,526,147	11,131,275	9,590,175
CURRENT REVENUE:				
CHARGES FOR SERVICES	47,715,200	45,907,679	48,558,300	51,314,000
FINES FORFEITURES & ASSESSMENTS	959,800	975,999	976,000	985,000
INTEREST	6,500	12,748	13,000	14,500
MISCELLANEOUS	105,500	133,490	125,000	125,000
TOTAL CURRENT REVENUE	48,787,000	47,029,916	49,672,300	52,438,500
OTHER FINANCING SOURCES:				
TRANSFER OF FUND BALANCE FOR PRIOR YEAR CAPITAL PROJECTS	942,289	886,300	361,000	-
OWRB PROCEEDS FROM PRIOR YEARS	1,157,421	3,200,000	6,000,000	-
TRANSFERS IN	14,167,200	14,839,662	15,136,500	15,420,300
NOTE PROCEEDS	40,408,200	15,000,000	57,136,900	1,818,500
TOTAL OTHER FINANCING SOURCES	56,675,110	33,925,962	78,634,400	17,238,800
TOTAL REVENUES	105,462,110	80,955,878	128,306,700	69,677,300
CURRENT EXPENDITURES:				
PERSONAL SERVICES	17,376,172	16,184,450	18,747,500	19,156,836
OTHER SERVICES & CHARGES	13,318,950	12,222,000	14,156,400	14,213,900
MATERIALS & SUPPLIES	4,842,000	4,556,100	5,319,300	5,306,800
TOTAL CURRENT EXPENDITURES	35,537,122	32,962,550	38,223,200	38,677,536
CAPITAL OUTLAY	44,299,789	18,250,000	62,708,100	1,818,500
TOTAL EXPENDITURES	79,836,911	51,212,550	100,931,300	40,496,036
OTHER FINANCING USES -				
DEBT SERVICE	10,771,000	10,771,000	13,180,000	14,180,000
TRANSFERS OUT	14,767,200	15,367,200	15,736,500	16,039,200
TOTAL OTHER FINANCING USES	25,538,200	26,138,200	28,916,500	30,219,200
TOTAL EXPENDITURES AND USES	105,375,111	77,350,750	129,847,800	70,715,236
NET INCOME	86,999	3,605,128	(1,541,100)	(1,037,936)
ENDING FUND BALANCE - EMERGENCY RESERVE FUND BALANCE	7,613,146	11,131,275	9,590,175	8,552,239

**BROKEN ARROW MUNICIPAL AUTHORITY
FINANCIAL PLAN
FISCAL YEAR 2020 BUDGET & FISCAL YEAR 2021 FINANCIAL PLAN**

DESCRIPTION	FINANCIAL PLAN 2019	ESTIMATED ACTUAL 2019	FINANCIAL PLAN 2020	FINANCIAL PLAN 2021
REVENUES:				
CHARGES FOR SERVICES:				
Water Revenue	21,214,200	19,939,165	21,035,900	22,192,800
Sewer Charges	13,225,800	12,633,122	13,517,500	14,463,700
Sanitation	6,520,700	6,428,843	6,557,500	6,600,000
Extra Refuse Pick-up	64,500	62,590	60,000	62,500
Water Taps	508,000	445,000	465,000	475,000
Sewer Taps	22,800	22,449	22,900	24,000
Stormwater Utility Fee	5,872,300	6,033,195	6,576,200	7,168,100
Turn-ons	266,500	251,064	256,100	260,000
Bag Sales	-	-	-	16,500
Transfer Fees	15,200	15,700	16,000	1,400
Pretreatment Application Fee	5,200	1,200	1,200	-
Name Change/Temp-on	-	45,000	25,000	25,000
Property Damage	-	1,031	-	-
Return Check Fees	-	29,320	25,000	25,000
Overhead Fee - General Fund	-	-	-	-
TOTAL CHARGES FOR SERVICES	47,715,200	45,907,679	48,558,300	51,314,000

**BROKEN ARROW MUNICIPAL AUTHORITY
FINANCIAL PLAN
FISCAL YEAR 2019**

DEPARTMENT/DIVISION	PERSONAL SERVICES	OTHER SERVICES & CHARGES	MATERIALS AND SUPPLIES	TOTAL
City Manager - Operations	288,624	9,200	2,500	300,324
Finance - Revenue	644,017	733,400	12,500	1,389,917
General Government	8,500	1,401,600	3,500	1,413,600
General Services:				
Operations	321,137	81,750	19,700	422,587
Building Maintenance	749,365	8,900	23,900	782,165
Fleet Maintenance	1,344,311	84,400	56,400	1,485,111
Sanitation	2,835,359	1,618,800	1,035,700	5,489,859
Logistics	417,545	28,100	9,800	455,445
Total General Services	5,667,717	1,821,950	1,145,500	8,635,167
Engineering/Construction:				
Construction	650,949	23,450	32,300	706,699
Engineering	1,132,611	126,160	57,500	1,316,271
Stormwater	506,922	68,200	32,500	607,622
Planning	299,260	182,561	8,000	489,821
Total Engineering/Construction	2,589,742	400,371	130,300	3,120,413
Street/Stormwater - Stormwater	2,433,735	672,900	434,900	3,541,535
Utilities:				
Water Utilities R & C	2,167,983	1,847,100	605,300	4,620,383
Administration	326,957	48,300	5,800	381,057
Water Resources	-	-	-	-
Water Plant	950,072	2,246,788	1,572,800	4,769,660
Meter Reading	649,053	24,900	347,500	1,021,453
Wastewater Plant	696,798	2,510,355	323,800	3,530,953
Sewer Utilities R & C	952,974	1,602,086	257,600	2,812,660
Total Utilities	5,743,837	8,279,529	3,112,800	17,136,166
TOTAL EXPENDITURES	17,376,172	13,318,950	4,842,000	35,537,122
CAPITAL OUTLAY				44,299,789
Other Financing Uses:				
Debt Service:				10,771,000
Transfers Out				
General Fund				14,167,200
BAEDA				600,000
Total Transfers Out				14,767,200
Total Other Financing Uses				25,538,200
TOTAL BUDGET				105,375,111

**BROKEN ARROW MUNICIPAL AUTHORITY
ESTIMATED ACTUAL
FISCAL YEAR 2019**

DEPARTMENT/DIVISION	PERSONAL SERVICES	OTHER SERVICES & CHARGES	MATERIALS AND SUPPLIES	TOTAL
City Manager - Operations	296,800	8,500	2,700	308,000
Finance - Revenue	661,950	829,400	11,500	1,502,850
General Government	11,500	954,800	3,500	969,800
General Services:				
Operations	323,700	67,100	17,200	408,000
Building Maintenance	668,800	6,800	26,700	702,300
Fleet Maintenance	1,343,500	74,600	71,300	1,489,400
Sanitation	2,336,600	1,571,800	1,262,000	5,170,400
Logistics	404,500	23,100	7,700	435,300
Total General Services	5,077,100	1,743,400	1,384,900	8,205,400
Engineering/Construction:				
Construction	615,100	15,700	23,100	653,900
Engineering	1,271,000	114,800	38,700	1,424,500
Stormwater	377,500	38,200	12,200	427,900
Planning	309,300	99,800	4,000	413,100
Total Engineering/Construction	2,572,900	268,500	78,000	2,919,400
Street/Stormwater - Stormwater	2,092,800	627,800	406,300	3,126,900
Utilities:				
Water Utilities R & C	2,147,800	1,809,900	576,200	4,533,900
Administration	179,800	61,500	5,300	246,600
Water Resources	-	-	-	-
Water Plant	907,200	1,853,600	1,265,000	4,025,800
Meter Reading	643,500	34,400	338,000	1,015,900
Wastewater Plant	634,800	2,460,700	264,700	3,360,200
Sewer Utilities R & C	958,300	1,569,500	220,000	2,747,800
Total Utilities	5,471,400	7,789,600	2,669,200	15,930,200
TOTAL EXPENDITURES	16,184,450	12,222,000	4,556,100	32,962,550
CAPITAL OUTLAY				18,250,000
Other Financing Uses:				
Debt Service:				10,771,000
Transfers Out				
General Fund				14,767,200
BAEDA				600,000
Total Transfers Out				15,367,200
Total Other Financing Uses				26,138,200
TOTAL BUDGET				77,350,750

**BROKEN ARROW MUNICIPAL AUTHORITY
FINANCIAL PLAN
FISCAL YEAR 2020**

DEPARTMENT/DIVISION	PERSONAL SERVICES	OTHER SERVICES & CHARGES	MATERIALS AND SUPPLIES	TOTAL
City Manager - Operations	303,600	8,500	2,400	314,500
Finance - Revenue	668,500	886,600	8,200	1,563,300
General Government	7,600	1,524,700	3,500	1,535,800
General Services:				
Operations	334,400	77,700	24,600	436,700
Building Maintenance	795,800	8,300	34,000	838,100
Fleet Maintenance	1,393,200	91,700	67,700	1,552,600
Sanitation	2,969,700	1,873,800	1,250,600	6,094,100
Logistics	455,400	29,800	12,100	497,300
Total General Services	5,948,500	2,081,300	1,389,000	9,418,800
Engineering/Construction:				
Construction	698,200	20,600	26,000	744,800
Engineering	1,749,500	121,600	38,000	1,909,100
Stormwater	417,000	38,300	10,500	465,800
Planning	313,700	65,500	5,000	384,200
Total Engineering/Construction	3,178,400	246,000	79,500	3,503,900
Street/Stormwater - Stormwater	2,552,800	875,800	478,400	3,907,000
Utilities:				
Water Utilities R & C	2,287,900	1,852,200	658,200	4,798,300
Administration	364,900	15,000	8,700	388,600
Water Resources	78,000	14,400	14,500	106,900
Water Plant	996,900	2,428,100	1,672,900	5,097,900
Meter Reading	632,400	44,300	386,900	1,063,600
Wastewater Plant	659,000	2,585,800	333,800	3,578,600
Sewer Utilities R & C	1,069,000	1,593,700	283,300	2,946,000
Total Utilities	6,088,100	8,533,500	3,358,300	17,979,900
TOTAL EXPENDITURES	18,747,500	14,156,400	5,319,300	38,223,200
CAPITAL OUTLAY				62,708,100
Other Financing Uses:				
Debt Service:				13,180,000
Transfers Out				
General Fund				15,136,500
BAEDA				600,000
Total Transfers Out				15,736,500
Total Other Financing Uses				28,916,500
TOTAL BUDGET				129,847,800

**BROKEN ARROW MUNICIPAL AUTHORITY
FINANCIAL PLAN
FISCAL YEAR 2021**

DEPARTMENT/DIVISION	PERSONAL SERVICES	OTHER SERVICES & CHARGES	MATERIALS AND SUPPLIES	TOTAL
City Manager - Operations	309,500	8,500	2,400	320,400
Finance - Revenue	681,300	891,800	8,200	1,581,300
General Government	7,600	1,525,200	3,500	1,536,300
General Services:				
Operations	341,100	85,100	21,500	447,700
Building Maintenance	811,800	8,600	27,100	847,500
Fleet Maintenance	1,429,000	87,700	70,300	1,587,000
Sanitation	3,035,436	1,807,500	1,275,400	6,118,336
Logistics	464,400	31,100	12,300	507,800
Total General Services	6,081,736	2,020,000	1,406,600	9,508,336
Engineering/Construction:				
Construction	711,400	24,600	29,000	765,000
Engineering	1,784,100	166,600	46,500	1,997,200
Stormwater	425,100	46,000	17,500	488,600
Planning	324,500	72,500	5,500	402,500
Total Engineering/Construction	3,245,100	309,700	98,500	3,653,300
Street/Stormwater - Stormwater	2,602,700	913,100	473,800	3,989,600
Utilities:				
Water Utilities R & C	2,330,800	1,935,000	654,800	4,920,600
Administration	372,100	15,100	8,700	395,900
Water Resources	79,400	14,400	14,500	108,300
Water Plant	1,013,600	2,261,900	1,672,800	4,948,300
Meter Reading	672,100	26,500	377,500	1,076,100
Wastewater Plant	671,600	2,600,800	332,800	3,605,200
Sewer Utilities R & C	1,089,300	1,691,900	252,700	3,033,900
Total Utilities	6,228,900	8,545,600	3,313,800	18,088,300
TOTAL EXPENDITURES	19,156,836	14,213,900	5,306,800	38,677,536
CAPITAL OUTLAY				1,818,500
Other Financing Uses:				
Debt Service:				14,180,000
Transfers Out				
General Fund				15,439,200
BAEDA				600,000
Total Transfers Out				16,039,200
Total Other Financing Uses				30,219,200
TOTAL BUDGET				70,715,236

OFFICE OF THE CITY MANAGER

DIVISIONS:

City Manager

Operations

PURPOSE:

To serve as the Chief Executive Officer of the City of Broken Arrow providing for the oversight and administration of all City departments, directing the implementation of policies and programs adopted by the City Council, resolving citizen concerns, representing the City with in the community, region and state as required and recommending the annual budget and policy recommendations for consideration by the City Council. The City Manager's office is also responsible for communications of City business and plans and the coordination of major projects.

FINANCIAL HIGHLIGHTS

	FISCAL YEAR 2019 FINANCIAL PLAN	FISCAL YEAR 2019 ESTIMATED ACTUAL	FISCAL YEAR 2020 FINANCIAL PLAN	FISCAL YEAR 2021 FINANCIAL PLAN
PERSONAL SERVICES:				
SALARIES & WAGES	206,694	217,800	219,400	223,700
EMPLOYEE BENEFITS	81,930	79,000	84,200	85,800
TOTAL PERSONAL SERVICES	288,624	296,800	303,600	309,500
OTHER SERVICES & CHARGES				
PROF & TECH SERVICES	3,200	3,500	3,000	3,000
OTHER SERVICES	6,000	5,000	5,500	5,500
TOTAL OTHER SERVICES & CHARGES	9,200	8,500	8,500	8,500
MATERIALS & SUPPLIES	2,500	2,700	2,400	2,400
TOTAL OPERATING EXPENSES	300,324	308,000	314,500	320,400

**CITY OF BROKEN ARROW
BROKEN ARROW MUNICIPAL AUTHORITY
CITY MANAGER
Operations Division**

ACCOUNT NUMBER ACCOUNT DESCRIPTION	FISCAL YEAR 2019 BUDGET	FISCAL YEAR 2019 ESTIMATED ACTUAL	FISCAL YEAR 2020 BUDGET	FISCAL YEAR 2021 FINANCIAL PLAN
020-0302-413.10-04 REGULAR	203,094	214,500	217,400	221,700
020-0302-413.10-05 VARIABLE PAY	-	1,300	-	-
020-0302-413.10-11 OVERTIME	3,600	2,000	2,000	2,000
SALARIES AND WAGES	<u>206,694</u>	<u>217,800</u>	<u>219,400</u>	<u>223,700</u>
020-0302-413.20-10 LONGEVITY	800	800	900	900
020-0302-413.20-21 SOCIAL SECURITY	15,600	14,500	16,700	17,000
020-0302-413.20-22 RETIREMENT	21,121	22,500	22,500	22,900
020-0302-413.20-26 INSURANCE	37,076	34,100	36,500	37,200
020-0302-413.20-40 CAR ALLOWANCE	4,656	4,500	4,800	4,900
020-0302-413.20-41 CELL PHONE ALLOWANCE	2,677	2,600	2,800	2,900
EMPLOYEE BENEFITS	<u>81,930</u>	<u>79,000</u>	<u>84,200</u>	<u>85,800</u>
PERSONAL SERVICES	<u>288,624</u>	<u>296,800</u>	<u>303,600</u>	<u>309,500</u>
020-0302-413.30-11 REG. FEES & CERTIFICATION	2,200	3,000	2,500	2,500
020-0302-413.30-85 MEMBERSHIP DUES	1,000	500	500	500
PROF & TECH SERVICES	<u>3,200</u>	<u>3,500</u>	<u>3,000</u>	<u>3,000</u>
020-0302-413.50-03 TRAVEL & EXPENSES	5,000	5,000	5,000	5,000
020-0302-413.50-54 OUTSIDE DATA SERVICES	500	-	500	500
020-0302-413.50-86 MISCELLANEOUS	500	-	-	-
OTHER SERVICES	<u>6,000</u>	<u>5,000</u>	<u>5,500</u>	<u>5,500</u>
OTHER SERVICES & CHARGES	<u>9,200</u>	<u>8,500</u>	<u>8,500</u>	<u>8,500</u>
020-0302-413.60-03 OFFICE SUPPLIES	500	500	500	500
020-0302-413.60-23 MATERIAL & SUPPLIES	300	300	800	800
020-0302-413.60-24 OTHER EQUIPMENT	1,600	1,800	1,000	1,000
020-0302-413.60-28 BOOKS, MAGS, & SUBSCRIPT.	100	100	100	100
MATERIAL & SUPPLIES	<u>2,500</u>	<u>2,700</u>	<u>2,400</u>	<u>2,400</u>
CITY MANAGER	<u>300,324</u>	<u>308,000</u>	<u>314,500</u>	<u>320,400</u>

FINANCE DEPARTMENT

DIVISIONS:

Revenue

PURPOSE:

The Revenue Division's purpose is to provide prompt and courteous service to the citizens of the City by coordinating with the Water, Sewer, Stormwater and Sanitation utilities for timely levels of service, presenting accurate customer bills on a timely basis, facilitate information and community news through messages on the monthly bills, collect and accurately post payments to the appropriate customer accounts and deposit all collections for the day.

FINANCIAL HIGHLIGHTS

	FISCAL YEAR 2019 FINANCIAL PLAN	FISCAL YEAR 2019 ESTIMATED ACTUAL	FISCAL YEAR 2020 FINANCIAL PLAN	FISCAL YEAR 2021 FINANCIAL PLAN
PERSONAL SERVICES:				
SALARIES & WAGES	426,118	441,650	450,800	459,200
EMPLOYEE BENEFITS	217,899	220,300	217,700	222,100
TOTAL PERSONAL SERVICES	644,017	661,950	668,500	681,300
OTHER SERVICES & CHARGES				
PROF & TECH SERVICES	62,000	69,000	73,500	73,500
PROPERTY SERVICES	45,900	48,200	46,800	48,800
OTHER SERVICES	625,500	712,200	766,300	769,500
TOTAL OTHER SERVICES & CHARGES	733,400	829,400	886,600	891,800
MATERIALS & SUPPLIES	12,500	11,500	8,200	8,200
TOTAL OPERATING EXPENSES	1,389,917	1,502,850	1,563,300	1,581,300

**CITY OF BROKEN ARROW
BROKEN ARROW MUNICIPAL AUTHORITY
FINANCE DEPARTMENT
Revenue Division**

ACCOUNT NUMBER ACCOUNT DESCRIPTION	FISCAL YEAR		FISCAL YEAR	
	2019 BUDGET	2019 ESTIMATED ACTUAL	2020 BUDGET	2021 FINANCIAL PLAN
020-0503-415.10-04 REGULAR	393,618	409,150	418,300	426,700
020-0503-415.10-05 VARIABLE PAY PROGRAM	2,500	2,500	2,500	2,500
020-0503-415.10-11 OVERTIME	30,000	30,000	30,000	30,000
SALARIES AND WAGES	<u>426,118</u>	<u>441,650</u>	<u>450,800</u>	<u>459,200</u>
020-0503-415.20-10 LONGEVITY	7,300	7,300	7,600	7,800
020-0503-415.20-21 SOCIAL SECURITY	28,986	33,700	30,400	31,000
020-0503-415.20-22 RETIREMENT	40,163	44,000	42,600	43,500
020-0503-415.20-26 INSURANCE	140,519	134,300	136,100	138,800
020-0503-415.20-41 CELL PHONE ALLOWANCE	931	1,000	1,000	1,000
EMPLOYEE BENEFITS	<u>217,899</u>	<u>220,300</u>	<u>217,700</u>	<u>222,100</u>
PERSONAL SERVICES	<u>644,017</u>	<u>661,950</u>	<u>668,500</u>	<u>681,300</u>
020-0503-415.30-11 REG. FEES & CERTIFICATION	5,500	2,000	5,500	5,500
020-0503-415.30-81 AUDIT FEES	27,500	38,000	35,000	35,000
020-0503-415.30-85 MEMBERSHIP DUES	500	500	500	500
020-0503-415.30-87 PROFESSIONAL SERVICES	28,500	28,500	32,500	32,500
PROF & TECH SERVICES	<u>62,000</u>	<u>69,000</u>	<u>73,500</u>	<u>73,500</u>
020-0503-415.40-33 OTHER RENTAL	5,100	5,100	1,200	1,200
020-0503-415.40-55 MAINTENANCE SERVICES	40,800	43,100	45,600	47,600
PROPERTY SERVICES	<u>45,900</u>	<u>48,200</u>	<u>46,800</u>	<u>48,800</u>
020-0503-415.50-03 TRAVEL & EXPENSES	3,000	3,000	4,500	4,500
020-0503-415.50-28 CONTRACT SERVICES	172,500	205,200	236,800	240,000
020-0503-415.50-39 POSTAGE	225,000	185,700	200,000	200,000
020-0503-415.50-55 CREDIT CARD CHARGES	225,000	318,300	325,000	325,000
OTHER SERVICES	<u>625,500</u>	<u>712,200</u>	<u>766,300</u>	<u>769,500</u>
OTHER SERVICES & CHARGES	<u>733,400</u>	<u>829,400</u>	<u>886,600</u>	<u>891,800</u>
020-0503-415.60-03 OFFICE SUPPLIES	4,000	4,000	4,000	4,000
020-0503-415.60-23 MATERIAL & SUPPLIES	3,000	2,000	3,000	3,000
020-0503-415.60-24 OTHER EQUIPMENT	5,500	5,500	1,200	1,200
MATERIAL & SUPPLIES	<u>12,500</u>	<u>11,500</u>	<u>8,200</u>	<u>8,200</u>
FINANCE	<u>1,389,917</u>	<u>1,502,850</u>	<u>1,563,300</u>	<u>1,581,300</u>

GENERAL GOVERNMENT

PURPOSE:

The General Government program assembles all general purpose expenditure requirements that are not chargeable to specific departments. These expenditures do not include any personnel costs except for unemployment benefits, but do include such type of expenditures as building maintenance for City Hall, expenditures relating to conducting the City's business by BAMA Trustees and other general expenses for the operation of BAMA.

FINANCIAL HIGHLIGHTS

	FISCAL YEAR 2019 FINANCIAL PLAN	FISCAL YEAR 2019 ESTIMATED ACTUAL	FISCAL YEAR 2020 FINANCIAL PLAN	FISCAL YEAR 2021 FINANCIAL PLAN
PERSONAL SERVICES:				
SALARIES & WAGES	-	-	-	-
EMPLOYEE BENEFITS	8,500	11,500	7,600	7,600
TOTAL PERSONAL SERVICES	8,500	11,500	7,600	7,600
OTHER SERVICES & CHARGES				
PROF & TECH SERVICES	222,500	135,800	205,000	205,000
PROPERTY SERVICES	31,100	23,200	28,700	28,700
OTHER SERVICES	1,148,000	795,800	1,291,000	1,291,500
TOTAL OTHER SERVICES & CHARGES	1,401,600	954,800	1,524,700	1,525,200
MATERIALS & SUPPLIES	3,500	3,500	3,500	3,500
TOTAL OPERATING EXPENSES	1,413,600	969,800	1,535,800	1,536,300

**CITY OF BROKEN ARROW
BROKEN ARROW MUNICIPAL AUTHORITY
GENERAL GOVERNMENT**

ACCOUNT NUMBER	ACCOUNT DESCRIPTION	FISCAL YEAR	FISCAL YEAR	FISCAL YEAR	FISCAL YEAR
		2019	2019	2020	2021
		BUDGET	ESTIMATED	BUDGET	FINANCIAL
			ACTUAL		PLAN
020-1700-419.20-25	UNEMPLOYMENT COMPENSATION	6,000	10,000	6,000	6,000
020-1700-419.20-28	PCORI FEE	2,500	1,500	1,600	1,600
EMPLOYEE BENEFITS		<u>8,500</u>	<u>11,500</u>	<u>7,600</u>	<u>7,600</u>
PERSONAL SERVICES		<u>8,500</u>	<u>11,500</u>	<u>7,600</u>	<u>7,600</u>
020-1700-419.30-08	LEGAL EXPENSES - LABOR	15,000	5,000	15,000	15,000
020-1700-419.30-09	LEGAL EXPENSE LITIGATION	50,000	10,000	25,000	25,000
020-1700-419.30-85	MEMBERSHIP DUES	82,500	79,600	90,000	90,000
020-1700-419.30-87	PROFESSIONAL SERVICES	75,000	41,200	75,000	75,000
PROF & TECH SERVICES		<u>222,500</u>	<u>135,800</u>	<u>205,000</u>	<u>205,000</u>
020-1700-419.40-07	PROPERTY MAINTENANCE	22,000	7,000	8,500	8,500
20-1700-419.40-28	MISC CONTRACT SERVICES	9,000	16,000	20,000	20,000
020-1700-419.40-33	OTHER RENTAL	100	200	200	200
PROPERTY SERVICES		<u>31,100</u>	<u>23,200</u>	<u>28,700</u>	<u>28,700</u>
020-1700-419.50-09	MISCELLANEOUS TORT CLAIMS	38,000	3,000	38,000	38,000
020-1700-419.50-11	WORKERS COMP	600,000	600,000	736,000	736,000
020-1700-419.50-22	TELEPHONE	7,000	12,000	12,500	13,000
020-1700-419.50-24	UTILITIES (ONG)	3,000	3,000	3,000	3,000
020-1700-419.50-25	UTILITIES (PSO)	15,000	12,500	14,500	14,500
020-1700-419.50-36	PRINTING SERVICES	15,000	3,000	7,000	7,000
020-1700-419.50-76	INSURANCE-GENERAL	150,000	150,000	160,000	160,000
020-1700-419.50-86	MISCELLANEOUS	300,000	-	300,000	300,000
020-1700-419.50-89	EMPLOYEE/CITIZEN ACTIVITY	20,000	12,300	20,000	20,000
OTHER SERVICES		<u>1,148,000</u>	<u>795,800</u>	<u>1,291,000</u>	<u>1,291,500</u>
OTHER SERVICES & CHARGES		<u>1,401,600</u>	<u>954,800</u>	<u>1,524,700</u>	<u>1,525,200</u>
020-1700-419.60-03	OFFICE SUPPLIES	500	500	500	500
020-1700-419.60-23	MATERIAL & SUPPLIES	1,000	1,000	1,000	1,000
020-1700-419.60-30	JANITORIAL SUPPLIES	2,000	2,000	2,000	2,000
MATERIAL & SUPPLIES		<u>3,500</u>	<u>3,500</u>	<u>3,500</u>	<u>3,500</u>
GENERAL GOVERNMENT		<u>1,413,600</u>	<u>969,800</u>	<u>1,535,800</u>	<u>1,536,300</u>

GENERAL SERVICES DEPARTMENT

DIVISIONS:

Operations
Fleet Maintenance
Building Maintenance

Sanitation
Logistics

PURPOSE:

The General Services Department operates the sanitation functions of trash pickup and recycling. It also performs the vehicle and building maintenance functions for the City. The Logistics Division processes all purchase requisitions and issues purchase orders for the City. It is also the central receiving point for materials ordered and maintains the main warehouse.

FINANCIAL HIGHLIGHTS

	FISCAL YEAR 2019 FINANCIAL PLAN	FISCAL YEAR 2019 ESTIMATED ACTUAL	FISCAL YEAR 2020 FINANCIAL PLAN	FISCAL YEAR 2021 FINANCIAL PLAN
PERSONAL SERVICES:				
SALARIES & WAGES	3,723,884	3,462,000	4,053,000	4,148,436
EMPLOYEE BENEFITS	1,943,833	1,615,100	1,895,500	1,933,300
TOTAL PERSONAL SERVICES	5,667,717	5,077,100	5,948,500	6,081,736
OTHER SERVICES & CHARGES				
PROF & TECH SERVICES	18,100	9,300	170,700	55,600
PROPERTY SERVICES	796,550	733,400	801,300	809,100
OTHER SERVICES	1,007,300	1,000,700	1,109,300	1,155,300
TOTAL OTHER SERVICES & CHARGES	1,821,950	1,743,400	2,081,300	2,020,000
MATERIALS & SUPPLIES	1,145,500	1,384,900	1,389,000	1,406,600
TOTAL OPERATING EXPENSES	8,635,167	8,205,400	9,418,800	9,508,336

**CITY OF BROKEN ARROW
BROKEN ARROW MUNICIPAL AUTHORITY
OPERATIONS DEPARTMENT
Operations Division**

ACCOUNT NUMBER	ACCOUNT DESCRIPTION	FISCAL YEAR 2019 BUDGET	FISCAL YEAR 2019 ESTIMATED ACTUAL	FISCAL YEAR 2020 BUDGET	FISCAL YEAR 2021 FINANCIAL PLAN
020-5100-437.10-04	REGULAR	228,839	234,600	241,800	246,600
020-5100-437.10-05	VARIABLE PAY PROGRAM	1,000	-	1,200	1,200
020-5100-437.10-11	OVERTIME	2,200	2,200	2,200	2,300
020-5100-437.10-19	INJURY PAY	-	100	-	-
	SALARIES AND WAGES	232,039	236,900	245,200	250,100
020-5100-437.20-10	LONGEVITY	3,100	3,100	3,200	3,300
020-5100-437.20-12	EDUCATION/PERFORMANCE	600	600	600	600
020-5100-437.20-21	SOCIAL SECURITY	17,424	17,500	18,400	18,800
020-5100-437.20-22	RETIREMENT	23,336	24,100	24,600	25,100
020-5100-437.20-26	INSURANCE	43,707	40,500	41,400	42,200
020-5100-437.20-41	CELL PHONE ALLOWANCE	931	1,000	1,000	1,000
	EMPLOYEE BENEFITS	89,098	86,800	89,200	91,000
	PERSONAL SERVICES	321,137	323,700	334,400	341,100
020-5100-437.30-11	REG. FEES & CERTIFICATION	1,000	1,000	1,000	1,000
020-5100-437.30-85	MEMBERSHIP DUES	-	400	500	500
	PROF & TECH SERVICES	1,000	1,400	1,500	1,500
020-5100-437.40-07	BUILDING MAINTENANCE	12,600	6,000	12,800	13,000
020-5100-437.40-20	VEHICLE REPAIR	1,200	1,000	1,100	1,200
020-5100-437.40-31	UNIFORM RENTAL/SERVICES	-	-	-	-
020-5100-437.40-33	OTHER RENTAL	2,150	2,000	2,300	2,300
020-5100-437.40-55	MAINTENANCE SERVICES	8,200	8,200	8,700	8,900
	PROPERTY SERVICES	24,150	17,200	24,900	25,400
020-5100-437.50-03	TRAVEL & EXPENSES	100	100	100	100
020-5100-437.50-22	TELEPHONE	13,000	12,000	13,000	13,600
020-5100-437.50-24	UTILITIES (ONG)	6,200	6,200	6,400	6,500
020-5100-437.50-25	UTILITIES (PSO)	36,000	30,000	31,000	37,200
020-5100-437.50-86	MISCELLANEOUS	500	-	-	-
020-5100-437.50-89	EMPLOYEE/CITIZEN ACTIVI	800	200	800	800
	OTHER SERVICES	56,600	48,500	51,300	58,200
	OTHER SERVICES & CHARGES	81,750	67,100	77,700	85,100

**CITY OF BROKEN ARROW
BROKEN ARROW MUNICIPAL AUTHORITY
OPERATIONS DEPARTMENT
Operations Division**

ACCOUNT NUMBER ACCOUNT DESCRIPTION	FISCAL YEAR	FISCAL YEAR	FISCAL YEAR	FISCAL YEAR
	2019	2019	2020	2021
	BUDGET	ESTIMATED	BUDGET	FINANCIAL
		ACTUAL		PLAN
020-5100-437.60-03 OFFICE SUPPLIES	4,500	4,000	4,500	4,700
020-5100-437.60-10 UNIFORMS	200	200	200	200
020-5100-437.60-18 BLDG MATERIAL & SUPPLIES	6,000	4,000	6,000	6,300
020-5100-437.60-19 TIRES & TUBES	400	400	400	400
020-5100-437.60-20 VEHICLE REPAIR PARTS	600	600	600	600
020-5100-437.60-21 FUEL & LUBRICANTS	800	1,000	1,000	1,200
020-5100-437.60-23 MATERIAL & SUPPLIES	2,400	2,400	3,200	3,300
020-5100-437.60-24 OTHER EQUIPMENT	4,600	4,600	8,500	4,600
020-5100-437.60-50 RADIO MAINTENANCE	200	-	200	200
MATERIAL & SUPPLIES	<u>19,700</u>	<u>17,200</u>	<u>24,600</u>	<u>21,500</u>
OPERATIONS	<u>422,587</u>	<u>408,000</u>	<u>436,700</u>	<u>447,700</u>

**CITY OF BROKEN ARROW
BROKEN ARROW MUNICIPAL AUTHORITY
OPERATIONS DEPARTMENT
Building Maintenance Division**

ACCOUNT NUMBER	ACCOUNT DESCRIPTION	FISCAL YEAR	FISCAL YEAR	FISCAL YEAR	FISCAL YEAR
		2019	2019	2020	2021
		BUDGET	ESTIMATED	BUDGET	FINANCIAL
			ACTUAL		PLAN
020-5115-437.10-04	REGULAR	481,601	434,400	501,800	511,800
020-5115-437.10-05	VARIABLE PAY PROGRAM	1,000	600	1,000	1,000
020-5115-437.10-11	OVERTIME	10,000	11,000	12,000	12,400
	SALARIES AND WAGES	492,601	446,000	514,800	525,200
020-5115-437.20-10	LONGEVITY	10,800	9,800	10,600	10,800
020-5115-437.20-21	SOCIAL SECURITY	36,361	33,000	37,700	38,500
020-5115-437.20-22	RETIREMENT	49,301	45,000	51,300	52,300
020-5115-437.20-26	INSURANCE	159,371	134,000	180,400	184,000
020-5115-437.20-41	CELL PHONE ALLOWANCE	931	1,000	1,000	1,000
	EMPLOYEE BENEFITS	256,764	222,800	281,000	286,600
	PERSONAL SERVICES	749,365	668,800	795,800	811,800
020-5115-437.30-11	REG. FEES & CERTIFICATION	500	100	500	500
	PROF & TECH SERVICES	500	100	500	500
020-5115-437.40-20	VEHICLE REPAIR	1,600	800	1,500	1,500
020-5115-437.40-31	UNIFORM RENTAL/SERVICES	2,700	2,000	2,000	2,100
020-5115-437.40-33	OTHER RENTAL	900	700	1,400	1,400
020-5115-437.40-55	MAINTENANCE SERVICES	2,800	2,800	2,600	2,800
	PROPERTY SERVICES	8,000	6,300	7,500	7,800
020-5115-437.50-22	TELEPHONE	400	400	300	300
	OTHER SERVICES	400	400	300	300
	OTHER SERVICES & CHARGES	8,900	6,800	8,300	8,600
020-5115-437.60-03	OFFICE SUPPLIES	200	100	200	200
020-5115-437.60-10	UNIFORMS	2,400	2,000	2,300	2,300
020-5115-437.60-18	BLDG MATERIAL & SUPPLIES	-	1,000	-	-
020-5115-437.60-19	TIRES & TUBES	2,200	2,500	2,900	2,300
020-5115-437.60-20	VEHICLE REPAIR PARTS	3,100	3,100	3,200	3,200
020-5115-437.60-21	FUEL & LUBRICANTS	8,000	10,000	12,000	13,000
020-5115-437.60-23	MATERIAL & SUPPLIES	2,300	2,300	1,500	1,500
020-5115-437.60-24	OTHER EQUIPMENT	4,700	4,700	10,900	3,600
020-5115-437.60-31	OTHER EQUIP PARTS/MAINT	1,000	1,000	1,000	1,000
	MATERIALS & SUPPLIES	23,900	26,700	34,000	27,100
	BUILDING MAINTENANCE	782,165	702,300	838,100	847,500

**CITY OF BROKEN ARROW
BROKEN ARROW MUNICIPAL AUTHORITY
OPERATIONS DEPARTMENT
Fleet Maintenance Division**

ACCOUNT NUMBER ACCOUNT DESCRIPTION	FISCAL YEAR	FISCAL YEAR	FISCAL YEAR	FISCAL YEAR
	2019	2019	2020	2021
	BUDGET	ESTIMATED	BUDGET	FINANCIAL
		ACTUAL		PLAN
020-5120-437.10-04 REGULAR	850,279	821,400	890,700	908,500
020-5120-437.10-05 VARIABLE PAY PROGRAM	2,000	-	2,000	2,000
020-5120-437.10-11 OVERTIME	65,000	84,000	100,000	110,000
020-5120-437.10-19 INJURY PAY	-	30,000	-	-
SALARIES AND WAGES	<u>917,279</u>	<u>935,400</u>	<u>992,700</u>	<u>1,020,500</u>
020-5120-437.20-10 LONGEVITY	13,100	13,000	13,700	14,000
020-5120-437.20-12 EDUCATION/PERFORMANCE	1,200	1,200	1,200	1,200
020-5120-437.20-21 SOCIAL SECURITY	64,207	70,800	67,700	69,100
020-5120-437.20-22 RETIREMENT	87,939	93,100	91,900	93,700
020-5120-437.20-26 INSURANCE	245,347	215,000	211,000	215,200
020-5120-437.20-31 TOOL ALLOWANCE	14,308	14,000	14,000	14,300
020-5120-437.20-41 CELL PHONE ALLOWANCE	931	1,000	1,000	1,000
EMPLOYEE BENEFITS	<u>427,032</u>	<u>408,100</u>	<u>400,500</u>	<u>408,500</u>
PERSONAL SERVICES	<u>1,344,311</u>	<u>1,343,500</u>	<u>1,393,200</u>	<u>1,429,000</u>
020-5120-437.30-11 REG. FEES & CERTIFICATION	4,000	4,900	5,100	5,100
020-5120-437.30-84 MEDICAL VACCINATION	9,200	-	1,000	1,000
020-5120-437.30-85 MEMBERSHIP DUES	-	-	200	-
PROF & TECH SERVICES	<u>13,200</u>	<u>4,900</u>	<u>6,300</u>	<u>6,100</u>
020-5120-437.40-07 BUILDING MAINTENANCE	5,700	6,000	7,700	8,300
020-5120-437.40-20 VEHICLE REPAIR	1,700	1,000	9,200	1,700
020-5120-437.40-28 MISC CONTRACT SERVICES	-	-	500	500
020-5120-437.40-29 OTHER EQUIPMENT REPAIR	8,000	5,400	8,500	9,000
020-5120-437.40-31 UNIFORM RENTAL/SERVICES	5,800	4,800	5,600	5,600
020-5120-437.40-33 OTHER RENTAL	8,000	7,000	8,000	8,100
020-5120-437.40-50 RADIO MAINTENANCE-OUTSI	400	-	400	400
020-5120-437.40-55 MAINTENANCE SERVICES	<u>14,800</u>	<u>17,000</u>	<u>18,900</u>	<u>18,900</u>
PROPERTY SERVICES	<u>44,400</u>	<u>41,200</u>	<u>58,800</u>	<u>52,500</u>
020-5120-437.50-03 TRAVEL & EXPENSES	2,300	2,300	3,300	4,100
020-5120-437.50-22 TELEPHONE	2,300	2,200	2,300	2,300
020-5120-437.50-24 UTILITIES (ONG)	5,500	8,500	5,500	5,700
020-5120-437.50-25 UTILITIES (PSO)	16,200	15,000	15,500	17,000
020-5120-437.50-86 MISCELLANEOUS	500	500	-	-
OTHER SERVICES	<u>26,800</u>	<u>28,500</u>	<u>26,600</u>	<u>29,100</u>
OTHER SERVICES & CHARGES	<u>84,400</u>	<u>74,600</u>	<u>91,700</u>	<u>87,700</u>

**CITY OF BROKEN ARROW
BROKEN ARROW MUNICIPAL AUTHORITY
OPERATIONS DEPARTMENT
Fleet Maintenance Division**

ACCOUNT NUMBER ACCOUNT DESCRIPTION	FISCAL YEAR	FISCAL YEAR	FISCAL YEAR	FISCAL YEAR
	2019	2019	2020	2021
	BUDGET	ESTIMATED	BUDGET	FINANCIAL
		ACTUAL		PLAN
020-5120-437.60-03 OFFICE SUPPLIES	1,000	900	1,000	1,000
020-5120-437.60-10 UNIFORMS	4,200	4,000	5,000	5,000
020-5120-437.60-18 BLDG MATERIAL & SUPPLIES	2,000	2,500	2,000	2,000
020-5120-437.60-19 TIRES & TUBES	1,300	2,900	4,400	3,300
020-5120-437.60-20 VEHICLE REPAIR PARTS	5,000	10,000	6,200	6,200
020-5120-437.60-21 FUEL & LUBRICANTS	10,000	12,800	13,000	14,500
020-5120-437.60-23 MATERIAL & SUPPLIES	19,000	24,000	25,600	26,600
020-5120-437.60-24 OTHER EQUIPMENT	11,000	11,000	7,000	8,000
020-5120-437.60-28 BOOKS, MAGS, & SUBSCRIPT.	-	-	-	-
020-5120-437.60-30 JANITORIAL SUPPLIES	2,500	3,000	3,300	3,300
020-5120-437.60-50 RADIO MAINTENANCE	400	200	200	400
MATERIAL & SUPPLIES	<u>56,400</u>	<u>71,300</u>	<u>67,700</u>	<u>70,300</u>
FLEET MAINTENANCE	<u>1,485,111</u>	<u>1,489,400</u>	<u>1,552,600</u>	<u>1,587,000</u>

**CITY OF BROKEN ARROW
BROKEN ARROW MUNICIPAL AUTHORITY
OPERATIONS DEPARTMENT
Sanitation Division**

ACCOUNT NUMBER ACCOUNT DESCRIPTION	FISCAL YEAR	FISCAL YEAR	FISCAL YEAR	FISCAL YEAR
	2019	2019	2020	2021
	BUDGET	ESTIMATED	BUDGET	FINANCIAL
		ACTUAL		PLAN
020-5125-436.10-04 REGULAR	1,638,762	1,375,000	1,811,800	1,848,036
020-5125-436.10-05 VARIABLE PAY PROGRAM	3,500	-	3,500	3,500
020-5125-436.10-11 OVERTIME	160,000	160,000	180,000	190,000
020-5125-436.10-19 INJURY PAY	-	40,000	-	-
SALARIES AND WAGES	<u>1,802,262</u>	<u>1,575,000</u>	<u>1,995,300</u>	<u>2,041,536</u>
020-5125-436.20-10 LONGEVITY	32,400	27,600	29,400	30,000
020-5125-436.20-21 SOCIAL SECURITY	122,441	119,000	134,500	137,200
020-5125-436.20-22 RETIREMENT	167,115	165,000	184,100	187,800
020-5125-436.20-26 INSURANCE	710,210	449,000	625,400	637,900
020-5125-436.20-41 CELL PHONE ALLOWANCE	931	1,000	1,000	1,000
EMPLOYEE BENEFITS	<u>1,033,097</u>	<u>761,600</u>	<u>974,400</u>	<u>993,900</u>
PERSONAL SERVICES	<u>2,835,359</u>	<u>2,336,600</u>	<u>2,969,700</u>	<u>3,035,436</u>
020-5125-436.30-11 REG. FEES & CERTIFICATION	300	300	4,300	4,300
020-5125-436.30-84 MEDICAL VACCINATION	600	100	600	600
020-5125-436.30-87 PROFESSIONAL SERVICES	-	-	155,000	40,000
PROF & TECH SERVICES	<u>900</u>	<u>400</u>	<u>159,900</u>	<u>44,900</u>
020-5125-436.40-20 VEHICLE REPAIR	28,900	35,000	40,100	42,100
020-5125-436.40-30 CONTRACT LANDFILL SERVICE	609,800	550,000	589,600	601,100
020-5125-436.40-31 UNIFORM RENTAL/SERVICES	11,500	10,000	13,200	12,300
020-5125-436.40-55 MAINTENANCE SERVICES	51,800	60,000	48,000	48,000
020-5125-436.40-63 MAINT. RECYCLE CENTER	1,000	500	1,000	1,000
PROPERTY SERVICES	<u>703,000</u>	<u>655,500</u>	<u>691,900</u>	<u>704,500</u>
020-5125-436.50-03 TRAVEL & EXPENSES	2,000	2,000	3,000	3,000
020-5125-436.50-10 SERVICE CONTRACTS	123,500	123,500	123,000	126,100
020-5125-436.50-22 TELEPHONE	-	500	1,000	1,000
020-5125-436.50-37 TEMPORARY SERVICES	299,000	300,000	353,000	353,000
020-5125-436.50-84 PILOT	489,900	489,900	542,000	575,000
020-5125-436.50-86 MISCELLANEOUS	500	-	-	-
OTHER SERVICES	<u>914,900</u>	<u>915,900</u>	<u>1,022,000</u>	<u>1,058,100</u>
OTHER SERVICES & CHARGES	<u>1,618,800</u>	<u>1,571,800</u>	<u>1,873,800</u>	<u>1,807,500</u>

**CITY OF BROKEN ARROW
BROKEN ARROW MUNICIPAL AUTHORITY
OPERATIONS DEPARTMENT
Sanitation Division**

ACCOUNT NUMBER ACCOUNT DESCRIPTION	FISCAL YEAR	FISCAL YEAR	FISCAL YEAR	FISCAL YEAR
	2019	2019	2020	2021
	BUDGET	ESTIMATED	BUDGET	FINANCIAL
		ACTUAL		PLAN
020-5125-436.60-10 UNIFORMS	7,500	9,000	10,800	11,500
020-5125-436.60-19 TIRES & TUBES	181,200	181,200	213,900	223,900
020-5125-436.60-20 VEHICLE REPAIR PARTS	126,500	126,500	134,000	149,000
020-5125-436.60-21 FUEL & LUBRICANTS	185,000	238,000	250,000	250,000
020-5125-436.60-23 MATERIAL & SUPPLIES	5,000	5,000	6,000	6,000
020-5125-436.60-24 OTHER EQUIPMENT	2,100	800	11,500	3,500
020-5125-436.60-25 SANITATION TRASH BAGS	524,000	700,000	620,000	627,100
020-5125-436.60-42 TRASH CONTAINERS	2,400	500	2,400	2,400
020-5125-436.60-50 RADIO MAINTENANCE	1,000	500	1,000	1,000
020-5125-436.60-63 RECYCLE CENTER MAINT	1,000	500	1,000	1,000
MATERIAL & SUPPLIES	<u>1,035,700</u>	<u>1,262,000</u>	<u>1,250,600</u>	<u>1,275,400</u>
SANITATION	<u>5,489,859</u>	<u>5,170,400</u>	<u>6,094,100</u>	<u>6,118,336</u>

**CITY OF BROKEN ARROW
BROKEN ARROW MUNICIPAL AUTHORITY
OPERATIONS DEPARTMENT
Logistics Division**

ACCOUNT NUMBER ACCOUNT DESCRIPTION	FISCAL YEAR 2019 BUDGET	FISCAL YEAR 2019 ESTIMATED ACTUAL	FISCAL YEAR 2020 BUDGET	FISCAL YEAR 2021 FINANCIAL PLAN
020-5130-437.10-04 REGULAR	278,203	264,200	303,500	309,600
020-5130-437.10-05 VARIABLE PAY PROGRAM	1,000	-	1,000	1,000
020-5130-437.10-11 OVERTIME	500	500	500	500
020-5130-437.10-19 INJURY PAY	-	4,000	-	-
SALARIES AND WAGES	<u>279,703</u>	<u>268,700</u>	<u>305,000</u>	<u>311,100</u>
020-5130-437.20-10 LONGEVITY	8,100	9,300	9,700	9,900
020-5130-437.20-21 SOCIAL SECURITY	20,905	20,500	23,000	23,500
020-5130-437.20-22 RETIREMENT	28,606	28,000	31,300	31,900
020-5130-437.20-26 INSURANCE	80,231	78,000	86,400	88,000
EMPLOYEE BENEFITS	<u>137,842</u>	<u>135,800</u>	<u>150,400</u>	<u>153,300</u>
PERSONAL SERVICES	<u>417,545</u>	<u>404,500</u>	<u>455,400</u>	<u>464,400</u>
020-5130-437.30-11 REG. FEES & CERTIFICATION	2,500	2,500	2,200	2,300
020-5130-437.30-85 MEMBERSHIP DUES	-	-	300	300
PROF & TECH SERVICES	<u>2,500</u>	<u>2,500</u>	<u>2,500</u>	<u>2,600</u>
020-5130-437.40-20 VEHICLE REPAIR	1,000	500	1,000	1,000
020-5130-437.40-31 UNIFORM RENTAL/SERVICES	500	400	600	600
020-5130-437.40-33 OTHER RENTAL	1,500	1,300	1,700	1,700
020-5130-437.40-55 MAINTENANCE SERVICES	14,000	11,000	14,900	15,600
PROPERTY SERVICES	<u>17,000</u>	<u>13,200</u>	<u>18,200</u>	<u>18,900</u>
020-5130-437.50-03 TRAVEL & EXPENSES	100	100	100	100
020-5130-437.50-05 LEGAL PUBLICATIONS	5,000	4,000	5,000	5,300
020-5130-437.50-39 POSTAGE	3,000	3,000	4,000	4,200
020-5130-437.50-86 MISCELLANEOUS	500	300	-	-
OTHER SERVICES	<u>8,600</u>	<u>7,400</u>	<u>9,100</u>	<u>9,600</u>
OTHER SERVICES & CHARGES	<u>28,100</u>	<u>23,100</u>	<u>29,800</u>	<u>31,100</u>
020-5130-437.60-03 OFFICE SUPPLIES	1,200	1,000	1,200	1,200
020-5130-437.60-10 UNIFORMS	1,400	1,200	1,400	1,400
020-5130-437.60-19 TIRES & TUBES	600	300	600	600
020-5130-437.60-20 VEHICLE REPAIR PARTS	1,600	1,000	1,600	1,600
020-5130-437.60-21 FUEL & LUBRICANTS	1,400	1,200	1,200	1,400
020-5130-437.60-23 MATERIAL & SUPPLIES	2,600	2,000	2,600	2,600
020-5130-437.60-24 OTHER EQUIPMENT	1,000	1,000	3,500	3,500
MATERIAL & SUPPLIES	<u>9,800</u>	<u>7,700</u>	<u>12,100</u>	<u>12,300</u>
LOGISTICS	<u>455,445</u>	<u>435,300</u>	<u>497,300</u>	<u>507,800</u>
GENERAL SERVICES	<u>8,635,167</u>	<u>8,205,400</u>	<u>9,418,800</u>	<u>9,508,336</u>

CONSTRUCTION/ENGINEERING

DIVISIONS:

Construction
Stormwater

Engineering
Planning

PURPOSE:

The Construction Division is responsible for inspection of all privately constructed utilities and streets that are transferred to City ownership. The division manages and inspects all capital improvement project contracts awarded by the City and/or BAMA.

The Engineering Division administers architects and engineering contracts, designs capital infrastructure and maintenance and repair projects. The division also is responsible for the acquisition of right-of-way necessary for the construction and maintenance projects.

The Stormwater Division administers the Stormwater NDDes permits and reviews stormwater design, construction and necessary maintenance to stormwater facilities. The division also manages the floodplain areas within the City.

FINANCIAL HIGHLIGHTS

	FISCAL YEAR 2019 FINANCIAL PLAN	FISCAL YEAR 2019 ESTIMATED ACTUAL	FISCAL YEAR 2020 FINANCIAL PLAN	FISCAL YEAR 2021 FINANCIAL PLAN
PERSONAL SERVICES:				
SALARIES & WAGES	1,876,125	1,903,800	2,331,600	2,381,800
EMPLOYEE BENEFITS	713,617	669,100	846,800	863,300
TOTAL PERSONAL SERVICES	2,589,742	2,572,900	3,178,400	3,245,100
OTHER SERVICES & CHARGES				
PROF & TECH SERVICES	257,371	164,000	158,400	214,600
PROPERTY SERVICES	97,700	83,300	53,500	55,000
OTHER SERVICES	45,300	21,200	34,100	40,100
TOTAL OTHER SERVICES & CHARGES	400,371	268,500	246,000	309,700
MATERIALS & SUPPLIES	130,300	78,000	79,500	98,500
TOTAL OPERATING EXPENSES	3,120,413	2,919,400	3,503,900	3,653,300

**CITY OF BROKEN ARROW
BROKEN ARROW MUNICIPAL AUTHORITY
CONSTRUCTION/ENGINEERING DEPARTMENT
Construction Division**

ACCOUNT NUMBER ACCOUNT DESCRIPTION	FISCAL YEAR 2019 BUDGET	FISCAL YEAR 2019 ESTIMATED ACTUAL	FISCAL YEAR 2020 BUDGET	FISCAL YEAR 2021 FINANCIAL PLAN
020-5200-419.10-04 REGULAR	445,451	422,500	463,000	472,300
020-5200-419.10-05 VARIABLE PAY PROGRAM	-	-	5,000	5,000
020-5200-419.10-11 OVERTIME	30,000	20,000	30,000	30,000
SALARIES AND WAGES	<u>475,451</u>	<u>442,500</u>	<u>498,000</u>	<u>507,300</u>
020-5200-419.20-10 LONGEVITY	8,600	6,100	6,400	6,500
020-5200-419.20-12 EDUCATION/PERFORMANCE	-	100	-	-
020-5200-419.20-21 SOCIAL SECURITY	33,757	33,300	34,900	35,600
020-5200-419.20-22 RETIREMENT	45,380	45,100	46,900	47,800
020-5200-419.20-26 INSURANCE	87,761	88,000	112,000	114,200
EMPLOYEE BENEFITS	<u>175,498</u>	<u>172,600</u>	<u>200,200</u>	<u>204,100</u>
PERSONAL SERVICES	<u>650,949</u>	<u>615,100</u>	<u>698,200</u>	<u>711,400</u>
020-5200-419.30-11 REG. FEES & CERTIFICATION	5,750	4,000	5,500	6,000
020-5200-419.30-85 MEMBERSHIP DUES	500	500	600	600
PROF & TECH SERVICES	<u>6,250</u>	<u>4,500</u>	<u>6,100</u>	<u>6,600</u>
020-5200-419.40-20 VEHICLE REPAIR	2,000	1,000	2,000	2,000
020-5200-419.40-31 UNIFORM RENTAL/SERVICES	1,500	1,000	1,500	1,500
020-5200-419.40-55 MAINTENANCE SERVICES	2,500	1,000	500	2,500
PROPERTY SERVICES	<u>6,000</u>	<u>3,000</u>	<u>4,000</u>	<u>6,000</u>
020-5200-419.50-03 TRAVEL & EXPENSES	3,000	200	1,500	3,000
020-5200-419.50-22 TELEPHONE	5,200	5,000	6,000	6,000
020-5200-419.50-54 OUTSIDE DATA SERVICES	3,000	3,000	3,000	3,000
OTHER SERVICES	<u>11,200</u>	<u>8,200</u>	<u>10,500</u>	<u>12,000</u>
OTHER SERVICES & CHARGES	<u>23,450</u>	<u>15,700</u>	<u>20,600</u>	<u>24,600</u>
020-5200-419.60-03 OFFICE SUPPLIES	2,000	400	2,000	-
020-5200-419.60-10 UNIFORMS	2,000	1,500	2,000	2,000
020-5200-419.60-19 TIRES & TUBES	1,600	1,000	2,000	2,000
020-5200-419.60-20 VEHICLE REPAIR PARTS	2,000	1,500	2,000	2,000
020-5200-419.60-21 FUEL & LUBRICANTS	5,500	6,500	8,000	8,000
020-5200-419.60-23 MATERIAL & SUPPLIES	5,000	2,000	5,000	5,000
020-5200-419.60-24 OTHER EQUIPMENT	14,000	10,000	5,000	10,000
020-5200-419.60-28 BOOKS, MAGS, & SUBSCRIPT.	200	200	-	-
MATERIALS & SUPPLIES	<u>32,300</u>	<u>23,100</u>	<u>26,000</u>	<u>29,000</u>
CONSTRUCTION	<u>706,699</u>	<u>653,900</u>	<u>744,800</u>	<u>765,000</u>

**CITY OF BROKEN ARROW
BROKEN ARROW MUNICIPAL AUTHORITY
CONSTRUCTION/ENGINEERING DEPARTMENT
Engineering Division**

ACCOUNT NUMBER	ACCOUNT DESCRIPTION	FISCAL YEAR	FISCAL YEAR	FISCAL YEAR	FISCAL YEAR
		2019	2019	2020	2021
		BUDGET	ESTIMATED	BUDGET	FINANCIAL
			ACTUAL		PLAN
020-5205-419.10-04	REGULAR	814,365	941,800	1,280,600	1,306,200
020-5205-419.10-05	VARIABLE PAY	-	3,500	5,000	5,000
020-5205-419.10-08	PART TIME & TEMPORARY	-	10,000	10,100	10,300
020-5205-419.10-11	OVERTIME	10,000	6,000	10,000	10,000
SALARIES AND WAGES		<u>824,365</u>	<u>961,300</u>	<u>1,305,700</u>	<u>1,331,500</u>
020-5205-419.20-10	LONGEVITY	6,200	6,200	6,500	6,600
020-5205-419.20-12	EDUCATION/PERFORMANCE	3,600	3,600	4,500	4,600
020-5205-419.20-21	SOCIAL SECURITY	61,540	71,800	97,200	99,100
020-5205-419.20-22	RETIREMENT	82,272	86,800	129,500	132,100
020-5205-419.20-26	INSURANCE	152,772	138,300	200,300	204,300
020-5205-419.20-41	CELL PHONE ALLOWANCE	1,862	3,000	5,800	5,900
EMPLOYEE BENEFITS		<u>308,246</u>	<u>309,700</u>	<u>443,800</u>	<u>452,600</u>
PERSONAL SERVICES		<u>1,132,611</u>	<u>1,271,000</u>	<u>1,749,500</u>	<u>1,784,100</u>
020-5205-419.30-11	REG. FEES & CERTIFICATION	11,000	11,000	12,000	12,000
020-5205-419.30-85	MEMBERSHIP DUES	7,000	5,000	6,000	8,000
020-5205-419.30-87	PROFESSIONAL SERVICES	61,960	62,000	60,000	100,000
PROF & TECH SERVICES		<u>79,960</u>	<u>78,000</u>	<u>78,000</u>	<u>120,000</u>
020-5205-419.40-20	VEHICLE REPAIR	1,500	1,000	1,500	1,500
020-5205-419.40-33	OTHER RENTAL	3,000	3,000	3,000	3,000
020-5205-419.40-55	MAINTENANCE SERVICES	24,900	26,000	25,000	25,000
PROPERTY SERVICES		<u>29,400</u>	<u>30,000</u>	<u>29,500</u>	<u>29,500</u>
020-5205-419.50-03	TRAVEL & EXPENSES	15,000	5,000	12,000	15,000
020-5205-419.50-22	TELEPHONE	600	600	600	600
020-5205-419.50-39	POSTAGE	-	600	300	300
020-5205-419.50-54	OUTSIDE DATA SERVICES	1,200	600	1,200	1,200
OTHER SERVICES		<u>16,800</u>	<u>6,800</u>	<u>14,100</u>	<u>17,100</u>
OTHER SERVICES & CHARGES		<u>126,160</u>	<u>114,800</u>	<u>121,600</u>	<u>166,600</u>
020-5205-419.60-03	OFFICE SUPPLIES	10,000	8,000	10,000	10,000
020-5205-419.60-10	UNIFORMS	3,500	2,600	3,500	3,500
020-5205-419.60-19	TIRES & TUBES	1,000	600	1,000	1,000
020-5205-419.60-20	VEHICLE REPAIR PARTS	1,000	500	1,000	1,000
020-5205-419.60-21	FUEL & LUBRICANTS	1,000	1,000	1,000	2,000
020-5205-419.60-23	MATERIAL & SUPPLIES	2,000	3,000	4,000	4,000
020-5205-419.60-24	OTHER EQUIPMENT	35,000	20,000	12,500	20,000
020-5205-419.60-28	BOOKS, MAGS, & SUBSCRIPT.	2,000	2,000	3,000	3,000
020-5205-419.60-31	OTHER EQUIP PARTS/MAINT	2,000	1,000	2,000	2,000
MATERIALS & SUPPLIES		<u>57,500</u>	<u>38,700</u>	<u>38,000</u>	<u>46,500</u>
ENGINEERING		<u>1,316,271</u>	<u>1,424,500</u>	<u>1,909,100</u>	<u>1,997,200</u>

**CITY OF BROKEN ARROW
BROKEN ARROW MUNICIPAL AUTHORITY
CONSTRUCTION/ENGINEERING DEPARTMENT
Stormwater Engineering Division**

ACCOUNT NUMBER ACCOUNT DESCRIPTION	FISCAL YEAR	FISCAL YEAR	FISCAL YEAR	FISCAL YEAR
	2019	2019	2020	2021
	BUDGET	ESTIMATED	BUDGET	FINANCIAL
		ACTUAL		PLAN
020-5210-419.10-04 REGULAR	343,580	259,300	277,500	283,100
020-5210-419.10-05 VARIABLE PAY PROGRAM	-	-	5,000	5,000
020-5210-419.10-11 OVERTIME	10,000	9,000	10,000	10,000
SALARIES AND WAGES	<u>353,580</u>	<u>268,300</u>	<u>292,500</u>	<u>298,100</u>
020-5210-419.20-10 LONGEVITY	6,000	6,000	6,200	6,300
020-5210-419.20-21 SOCIAL SECURITY	25,956	20,600	21,400	21,800
020-5210-419.20-22 RETIREMENT	35,033	27,600	28,400	29,000
020-5210-419.20-26 INSURANCE	85,422	54,000	67,500	68,900
020-5210-419.20-41 CELL PHONE ALLOWANCE	931	1,000	1,000	1,000
EMPLOYEE BENEFITS	<u>153,342</u>	<u>109,200</u>	<u>124,500</u>	<u>127,000</u>
PERSONAL SERVICES	<u>506,922</u>	<u>377,500</u>	<u>417,000</u>	<u>425,100</u>
020-5210-419.30-11 REG. FEES & CERTIFICATION	5,300	3,000	5,000	5,000
020-5210-419.30-75 DEQ PERMIT FEES	6,000	3,000	6,000	6,000
020-5210-419.30-85 MEMBERSHIP DUES	2,000	2,000	1,000	1,000
020-5210-419.30-87 PROFESSIONAL SERVICES	25,000	20,000	19,300	25,000
PROF & TECH SERVICES	<u>38,300</u>	<u>28,000</u>	<u>31,300</u>	<u>37,000</u>
020-5210-419.40-20 VEHICLE REPAIR	2,000	1,000	500	1,000
020-5210-419.40-28 MISC CONTRACT SERVICES	3,000	1,500	-	-
020-5210-419.40-33 OTHER RENTAL	3,000	1,500	-	-
020-5210-419.40-50 RADIO MAINTENANCE-OUTSIDE	3,000	1,000	-	-
020-5210-419.40-55 MAINTENANCE SERVICES	7,800	2,000	1,000	-
PROPERTY SERVICES	<u>18,800</u>	<u>7,000</u>	<u>1,500</u>	<u>1,000</u>
020-5210-419.50-03 TRAVEL & EXPENSES	7,000	500	3,500	5,000
020-5210-419.50-22 TELEPHONE	600	300	-	-
020-5210-419.50-36 PRINTING SERVICES	500	300	-	-
020-5210-419.50-39 POSTAGE	3,000	2,000	2,000	3,000
020-5210-419.50-86 MISCELLANEOUS	-	100	-	-
OTHER SERVICES	<u>11,100</u>	<u>3,200</u>	<u>5,500</u>	<u>8,000</u>
OTHER SERVICES & CHARGES	<u>68,200</u>	<u>38,200</u>	<u>38,300</u>	<u>46,000</u>
020-5210-419.60-03 OFFICE SUPPLIES	3,000	-	500	-
020-5210-419.60-10 UNIFORMS	2,500	1,000	1,500	1,500
020-5210-419.60-19 TIRES & TUBES	1,000	1,000	1,000	1,000
020-5210-419.60-20 VEHICLE REPAIR PARTS	1,000	600	1,000	1,000
020-5210-419.60-21 FUEL & LUBRICANTS	2,000	2,000	2,000	2,000
020-5210-419.60-23 MATERIAL & SUPPLIES	5,000	2,000	1,500	2,000
020-5210-419.60-24 OTHER EQUIPMENT	17,000	5,000	3,000	10,000
020-5210-419.60-28 BOOKS, MAGS, & SUBSCRIPT.	500	300	-	-
020-5210-419.60-31 OTHER EQUIP PARTS/MAINT	500	300	-	-
MATERIALS & SUPPLIES	<u>32,500</u>	<u>12,200</u>	<u>10,500</u>	<u>17,500</u>
STORMWATER ENGINEERING	<u>607,622</u>	<u>427,900</u>	<u>465,800</u>	<u>488,600</u>

**CITY OF BROKEN ARROW
BROKEN ARROW MUNICIPAL AUTHORITY
CONSTRUCTION/ENGINEERING DEPARTMENT
Engineering Planning Division**

ACCOUNT NUMBER	ACCOUNT DESCRIPTION	FISCAL YEAR 2019 BUDGET	FISCAL YEAR 2019 ESTIMATED ACTUAL	FISCAL YEAR 2020 BUDGET	FISCAL YEAR 2021 FINANCIAL PLAN
020-5215-419.10-04	REGULAR	212,729	223,700	225,400	229,900
020-5215-419.10-05	VARIABLE PAY	-	-	5,000	5,000
020-5215-419.10-11	OVERTIME	10,000	8,000	5,000	10,000
	SALARIES AND WAGES	222,729	231,700	235,400	244,900
020-5215-419.20-10	LONGEVITY	5,000	5,000	5,000	5,100
020-5215-419.20-12	EDUCATION/PERFORMANCE	1,200	1,200	1,200	1,200
020-5215-419.20-21	SOCIAL SECURITY	16,273	17,500	17,300	17,600
020-5215-419.20-22	RETIREMENT	21,874	22,300	23,100	23,400
020-5215-419.20-26	INSURANCE	32,184	31,600	31,700	32,300
	EMPLOYEE BENEFITS	76,531	77,600	78,300	79,600
	PERSONAL SERVICES	299,260	309,300	313,700	324,500
020-5215-419.30-11	REG. FEES & CERTIFICATI	5,000	2,000	1,500	7,000
020-5215-419.30-85	MEMBERSHIP DUES	3,000	1,500	1,500	4,000
020-5215-419.30-87	PROFESSIONAL SERVICES	124,861	50,000	40,000	40,000
	PROF & TECH SERVICES	132,861	53,500	43,000	51,000
020-5215-419.40-20	VEHICLE REPAIR	500	300	500	500
020-5215-419.40-28	MISC CONTRACT SERVICES	25,000	25,000	-	-
020-5215-419.40-55	MAINTENANCE SERVICES	18,000	18,000	18,000	18,000
	PROPERTY SERVICES	43,500	43,300	18,500	18,500
020-5215-419.50-03	TRAVEL & EXPENSES	4,000	2,000	2,000	1,000
020-5215-419.50-22	TELEPHONE	1,200	-	-	-
020-5215-419.50-54	OUTSIDE DATA SERVICES	1,000	1,000	2,000	2,000
	OTHER SERVICES	6,200	3,000	4,000	3,000
	OTHER SERVICES & CHARGES	182,561	99,800	65,500	72,500
020-5215-419.60-03	OFFICE SUPPLIES	1,500	100	500	500
020-5215-419.60-10	UNIFORMS	500	300	500	500
020-5215-419.60-19	TIRES & TUBES	500	300	500	500
020-5215-419.60-20	VEHICLE REPAIR PARTS	500	300	500	500
020-5215-419.60-21	FUEL & LUBRICANTS	1,000	600	1,000	1,000
020-5215-419.60-23	MATERIAL & SUPPLIES	1,000	600	500	1,000
020-5215-419.60-24	OTHER EQUIPMENT	2,500	1,500	1,500	1,500
020-5215-419.60-28	BOOKS, MAGS, & SUBSCRIP	500	300	-	-
	MATERIALS & SUPPLIES	8,000	4,000	5,000	5,500
	ENGINEERING PLANNING	489,821	413,100	384,200	402,500
	ENGINEERING/CONSTRUCTION	3,120,413	2,919,400	3,503,900	3,653,300

STREET/STORMWATER

DIVISIONS -

Stormwater

PURPOSE:

The Stormwater Division is responsible for maintenance of all stormwater structures, mowing of right-of-way, sweeping streets and monitoring the City's stormwater system.

FINANCIAL HIGHLIGHTS

	FISCAL YEAR 2019 FINANCIAL PLAN	FISCAL YEAR 2019 ESTIMATED ACTUAL	FISCAL YEAR 2020 FINANCIAL PLAN	FISCAL YEAR 2021 FINANCIAL PLAN
PERSONAL SERVICES:				
SALARIES & WAGES	1,617,385	1,417,000	1,697,700	1,730,500
EMPLOYEE BENEFITS	816,350	675,800	855,100	872,200
TOTAL PERSONAL SERVICES	2,433,735	2,092,800	2,552,800	2,602,700
OTHER SERVICES & CHARGES				
PROF & TECH SERVICES	8,000	8,000	9,000	9,000
PROPERTY SERVICES	209,900	166,600	402,100	402,100
OTHER SERVICES	455,000	453,200	464,700	502,000
TOTAL OTHER SERVICES & CHARGES	672,900	627,800	875,800	913,100
MATERIALS & SUPPLIES	434,900	406,300	478,400	473,800
TOTAL OPERATING EXPENSES	3,541,535	3,126,900	3,907,000	3,989,600

**CITY OF BROKEN ARROW
BROKEN ARROW MUNICIPAL AUTHORITY
STREET/STORMWATER DEPARTMENT
Stormwater Division**

ACCOUNT NUMBER ACCOUNT DESCRIPTION	FISCAL YEAR	FISCAL YEAR	FISCAL YEAR	FISCAL YEAR
	2019	2019	2020	2021
	BUDGET	ESTIMATED	BUDGET	FINANCIAL
		ACTUAL		PLAN
020-5305-438.10-04 REGULAR	1,557,585	1,368,200	1,627,200	1,659,700
020-5305-438.10-05 VARIABLE PAY PROGRAM	12,800	5,000	8,000	8,000
020-5305-438.10-08 PART TIME & TEMPORARY	-	-	12,500	12,800
020-5305-438.10-11 OVERTIME	47,000	43,300	50,000	50,000
020-5305-438.10-19 INJURY PAY	-	500	-	-
SALARIES AND WAGES	<u>1,617,385</u>	<u>1,417,000</u>	<u>1,697,700</u>	<u>1,730,500</u>
020-5305-438.20-10 LONGEVITY	31,500	25,000	27,200	27,700
020-5305-438.20-12 EDUCATION/PERFORMANCE	600	600	600	600
020-5305-438.20-21 SOCIAL SECURITY	115,638	105,000	122,200	124,700
020-5305-438.20-22 RETIREMENT	159,154	147,400	165,600	168,900
020-5305-438.20-26 INSURANCE	506,664	395,800	536,600	547,300
020-5305-438.20-41 CELL PHONE ALLOWANCE	2,794	2,000	2,900	3,000
EMPLOYEE BENEFITS	<u>816,350</u>	<u>675,800</u>	<u>855,100</u>	<u>872,200</u>
PERSONAL SERVICES	<u>2,433,735</u>	<u>2,092,800</u>	<u>2,552,800</u>	<u>2,602,700</u>
020-5305-438.30-11 REG FEES & CERTIFICATION	8,000	8,000	9,000	9,000
020-5305-438.30-87 PROFESSIONAL SERVICES	-	-	-	-
PROF & TECH SERVICES	<u>8,000</u>	<u>8,000</u>	<u>9,000</u>	<u>9,000</u>
020-5305-438.40-07 BUILDING MAINTENANCE	4,100	1,700	4,100	4,100
020-5305-438.40-20 VEHICLE REPAIR	25,000	26,000	30,000	30,000
020-5305-438.40-28 MISC CONTRACT SERVICES	150,000	117,000	330,000	330,000
020-5305-438.40-29 OTHER EQUIPMENT REPAIR	10,000	500	13,000	13,000
020-5305-438.40-31 UNIFORM RENTAL/SERVICES	7,000	7,000	7,000	7,000
020-5305-438.40-32 EQUIPMENT RENTAL	6,000	1,700	8,000	8,000
020-5305-438.40-33 OTHER RENTAL	500	1,300	1,000	1,000
020-5305-438.40-55 MAINTENANCE SERVICES	7,300	11,400	9,000	9,000
PROPERTY SERVICES	<u>209,900</u>	<u>166,600</u>	<u>402,100</u>	<u>402,100</u>
020-5305-438.50-03 TRAVEL & EXPENSE	3,000	3,000	6,000	6,000
020-5305-438.50-22 TELEPHONE	-	2,000	3,500	3,500
020-5305-438.50-24 UTILITIES/ONG	3,500	4,000	4,200	6,000
020-5305-438.50-25 UTILITIES (PSO)	6,000	3,500	4,000	4,500
020-5305-438.50-84 PILOT	440,400	440,400	447,000	482,000
020-5305-438.50-86 MISCELLANEOUS	2,100	300	-	-
OTHER SERVICES	<u>455,000</u>	<u>453,200</u>	<u>464,700</u>	<u>502,000</u>
OTHER SERVICES & CHARGES	<u>672,900</u>	<u>627,800</u>	<u>875,800</u>	<u>913,100</u>

**CITY OF BROKEN ARROW
BROKEN ARROW MUNICIPAL AUTHORITY
STREET/STORMWATER DEPARTMENT
Stormwater Division**

ACCOUNT NUMBER ACCOUNT DESCRIPTION	FISCAL YEAR	FISCAL YEAR	FISCAL YEAR	FISCAL YEAR
	2019	2019	2020	2021
	BUDGET	ESTIMATED	BUDGET	FINANCIAL
		ACTUAL		PLAN
020-5305-438.60-03 OFFICE SUPPLIES	2,000	2,000	2,500	2,500
020-5305-438.60-10 UNIFORMS	22,100	22,000	15,000	15,000
020-5305-438.60-19 TIRES & TUBES	13,000	13,000	15,000	15,000
020-5305-438.60-20 VEHICLE REPAIR PARTS	95,000	95,000	95,000	95,000
020-5305-438.60-21 FUEL & LUBRICANTS	63,000	84,500	85,000	85,000
020-5305-438.60-23 MATERIAL & SUPPLIES	80,000	70,000	82,100	80,000
020-5305-438.60-24 OTHER EQUIPMENT	33,500	14,000	35,000	35,000
020-5305-438.60-27 CONCRETE & AGGREGATE	100,000	90,000	127,500	120,000
020-5305-438.60-28 BOOKS, MAGS, & SUBSCRIPT	300	300	300	300
020-5305-438.60-30 JANITORIAL SUPPLIES	500	100	500	500
020-5305-438.60-50 RADIO MAINTENANCE	500	400	500	500
020-5305-438.60-80 ASPHALT & AGGREGATE	25,000	15,000	20,000	25,000
MATERIALS & SUPPLIES	<u>434,900</u>	<u>406,300</u>	<u>478,400</u>	<u>473,800</u>
STORMWATER	<u><u>3,541,535</u></u>	<u><u>3,126,900</u></u>	<u><u>3,907,000</u></u>	<u><u>3,989,600</u></u>

UTILITIES

DIVISIONS:

Water Utilities R & C
 Water Resources
 Water Treatment Plant
 Wastewater Plant

Administration
 Meter Reading
 Sewer Utilities R & C

PURPOSE:

To administrate the operations, maintenance and construction of the City water and sewer utility infrastructure in such a manner to minimize loss of service, user inconvenience and provide accurate meter readings for use in utility billing to ensure a high quality of life for the City's citizens.

FINANCIAL HIGHLIGHTS

	FISCAL YEAR 2019 FINANCIAL PLAN	FISCAL YEAR 2019 ESTIMATED ACTUAL	FISCAL YEAR 2020 FINANCIAL PLAN	FISCAL YEAR 2021 FINANCIAL PLAN
PERSONAL SERVICES:				
SALARIES & WAGES	3,913,557	3,784,000	4,264,000	4,368,100
EMPLOYEE BENEFITS	1,830,280	1,687,400	1,902,100	1,940,200
TOTAL PERSONAL SERVICES	5,743,837	5,471,400	6,166,100	6,308,300
OTHER SERVICES & CHARGES				
PROF & TECH SERVICES	426,545	358,500	385,000	440,900
PROPERTY SERVICES	4,062,484	3,747,200	4,276,000	4,074,900
OTHER SERVICES	3,790,500	3,683,900	3,897,700	4,055,000
TOTAL OTHER SERVICES & CHARGES	8,279,529	7,789,600	8,558,700	8,570,800
MATERIALS & SUPPLIES	3,112,800	2,669,200	3,358,300	3,313,800
TOTAL OPERATING EXPENSES	17,136,166	15,930,200	18,083,100	18,192,900

**CITY OF BROKEN ARROW
BROKEN ARROW MUNICIPAL AUTHORITY
UTILITIES DEPARTMENT
Water R & C Division**

ACCOUNT NUMBER ACCOUNT DESCRIPTION	FISCAL YEAR	FISCAL YEAR	FISCAL YEAR	FISCAL YEAR
	2019	2019	2020	2021
	BUDGET	ESTIMATED	BUDGET	FINANCIAL
		ACTUAL		PLAN
020-5400-434.10-04 REGULAR	1,376,235	1,346,700	1,446,400	1,475,300
020-5400-434.10-05 VARIABLE PAY PROGRAM	2,500	1,700	2,500	2,500
020-5400-434.10-11 OVERTIME	141,200	141,200	141,200	141,200
020-5400-434.10-19 INJURY PAY	-	2,800	-	-
SALARIES AND WAGES	<u>1,519,935</u>	<u>1,492,400</u>	<u>1,590,100</u>	<u>1,619,000</u>
020-5400-434.20-10 LONGEVITY	31,500	29,700	30,500	31,100
020-5400-434.20-12 EDUCATION/PERFORMANCE	1,200	1,200	1,200	1,200
020-5400-434.20-21 SOCIAL SECURITY	103,301	114,500	108,600	110,800
020-5400-434.20-22 RETIREMENT	141,169	154,600	148,000	151,000
020-5400-434.20-26 INSURANCE	367,153	352,400	405,700	413,800
020-5400-434.20-41 CELL PHONE ALLOWANCE	3,725	3,000	3,800	3,900
EMPLOYEE BENEFITS	<u>648,048</u>	<u>655,400</u>	<u>697,800</u>	<u>711,800</u>
PERSONAL SERVICES	<u>2,167,983</u>	<u>2,147,800</u>	<u>2,287,900</u>	<u>2,330,800</u>
020-5400-434.30-11 REG. FEES & CERTIFICATION	9,000	7,500	7,800	7,800
020-5400-434.30-34 LAB SERVICES	53,000	50,000	67,800	70,000
020-5400-434.30-84 MEDICAL VACCINATION	1,000	500	1,000	1,000
020-5400-434.30-85 MEMBERSHIP DUES	12,145	12,000	6,900	12,800
PROF & TECH SERVICES	<u>75,145</u>	<u>70,000</u>	<u>83,500</u>	<u>91,600</u>
020-5400-434.40-20 VEHICLE REPAIR	44,000	44,000	32,500	32,500
020-5400-434.40-28 MISC CONTRACT SERVICES	35,155	35,000	58,000	58,000
020-5400-434.40-29 OTHER EQUIPMENT REPAIR	6,500	1,000	6,500	6,500
020-5400-434.40-31 UNIFORM RENTAL/SERVICES	10,400	7,000	8,600	8,600
020-5400-434.40-32 EQUIPMENT RENTAL	19,000	6,000	5,000	5,000
020-5400-434.40-33 OTHER RENTAL	2,000	1,500	2,000	2,000
020-5400-434.40-50 RADIO MAINTENANCE-OUTSIDE	500	500	500	500
020-5400-434.40-55 MAINTENANCE SERVICES	30,600	25,000	30,600	30,600
PROPERTY SERVICES	<u>148,155</u>	<u>120,000</u>	<u>143,700</u>	<u>143,700</u>
020-5400-434.50-03 TRAVEL & EXPENSES	2,000	2,000	3,000	3,000
020-5400-434.50-22 TELEPHONE	1,700	1,200	1,700	1,700
020-5400-434.50-23 OTHER UTILITIES	100	100	100	100
020-5400-434.50-25 UTILITIES (PSO)	24,900	22,000	22,800	26,500
020-5400-434.50-36 PRINTING SERVICES	1,000	500	1,000	1,000
020-5400-434.50-54 OUTSIDE DATA SERVICES	3,000	3,000	4,400	4,400
020-5400-434.50-84 PILOT	1,591,100	1,591,100	1,592,000	1,663,000
OTHER SERVICES	<u>1,623,800</u>	<u>1,619,900</u>	<u>1,625,000</u>	<u>1,699,700</u>
OTHER SERVICES & CHARGES	<u>1,847,100</u>	<u>1,809,900</u>	<u>1,852,200</u>	<u>1,935,000</u>

**CITY OF BROKEN ARROW
BROKEN ARROW MUNICIPAL AUTHORITY
UTILITIES DEPARTMENT
Water R & C Division**

ACCOUNT NUMBER ACCOUNT DESCRIPTION	FISCAL YEAR	FISCAL YEAR	FISCAL YEAR	FISCAL YEAR
	2019	2019	2020	2021
	BUDGET	ESTIMATED	BUDGET	FINANCIAL
		ACTUAL		PLAN
020-5400-434.60-03 OFFICE SUPPLIES	4,500	4,500	3,000	7,500
020-5400-434.60-10 UNIFORMS	11,200	15,000	14,900	14,900
020-5400-434.60-18 BLDG MATERIAL & SUPPLIES	1,000	500	3,500	1,500
020-5400-434.60-19 TIRES & TUBES	9,500	11,500	11,700	11,700
020-5400-434.60-20 VEHICLE REPAIR PARTS	39,900	45,000	44,700	50,000
020-5400-434.60-21 FUEL & LUBRICANTS	60,000	65,000	77,400	80,000
020-5400-434.60-23 MATERIAL & SUPPLIES	47,000	35,000	47,000	47,000
020-5400-434.60-24 OTHER EQUIPMENT	19,500	10,000	29,000	15,000
020-5400-434.60-27 CONCRETE & AGGREGATE	50,000	35,000	50,000	50,000
020-5400-434.60-28 BOOKS, MAGS, & SUBSCRIPT.	500	500	500	500
020-5400-434.60-31 OTHER EQUIP PARTS/MAINT	700	700	700	700
020-5400-434.60-34 CHEMICAL & LAB SUPPLIES	3,500	10,500	7,800	8,000
020-5400-434.60-37 HYDRANTS, PARTS/SUPPLIES	40,000	30,000	40,000	40,000
020-5400-434.60-38 METER & SER CONNECT PARTS	225,000	210,000	230,000	230,000
020-5400-434.60-40 WATER MAIN REPAIR PARTS	75,000	85,000	80,000	80,000
020-5400-434.60-50 RADIO MAINTENANCE	1,000	1,000	1,000	1,000
020-5400-434.60-80 ASPHALT & AGGREGATE	17,000	17,000	17,000	17,000
MATERIALS & SUPPLIES	<u>605,300</u>	<u>576,200</u>	<u>658,200</u>	<u>654,800</u>
WATER R & C	<u>4,620,383</u>	<u>4,533,900</u>	<u>4,798,300</u>	<u>4,920,600</u>

**CITY OF BROKEN ARROW
BROKEN ARROW MUNICIPAL AUTHORITY
UTILITIES DEPARTMENT
Administration Division**

ACCOUNT NUMBER	ACCOUNT DESCRIPTION	FISCAL YEAR 2019 BUDGET	FISCAL YEAR 2019 ESTIMATED ACTUAL	FISCAL YEAR 2020 BUDGET	FISCAL YEAR 2021 FINANCIAL PLAN
020-5401-434.10-04	REGULAR	233,264	133,200	271,600	277,000
020-5401-434.10-05	VARIABLE PAY PROGRAM	-	-	1,000	1,000
020-5401-434.10-11	OVERTIME	1,000	1,000	1,000	1,000
020-5401-434.10-19	INJURY PAY	-	3,000	-	-
	SALARIES AND WAGES	234,264	137,200	273,600	279,000
020-5401-434.20-10	LONGEVITY	1,700	1,200	1,300	1,300
020-5401-434.20-12	EDUCATION/PERFORMANCE	600	600	600	600
020-5401-434.20-21	SOCIAL SECURITY	18,032	10,600	21,000	21,400
020-5401-434.20-22	RETIREMENT	23,736	14,000	27,500	28,100
020-5401-434.20-26	INSURANCE	46,763	15,200	39,000	39,800
020-5401-434.20-41	CELL PHONE ALLOWANCE	1,862	1,000	1,900	1,900
	EMPLOYEE BENEFITS	92,693	42,600	91,300	93,100
	PERSONAL SERVICES	326,957	179,800	364,900	372,100
020-5401-434.30-11	REG. FEES & CERTIFICATION	2,000	2,000	3,000	3,000
020-5401-434.30-85	MEMBERSHIP DUES	1,000	1,000	2,000	2,000
020-5401-434.30-87	PROFESSIONAL SERVICES	41,700	50,000	2,000	2,000
	PROF & TECH SERVICES	44,700	53,000	7,000	7,000
020-5401-434.40-20	VEHICLE REPAIR	500	500	1,000	1,000
020-5401-434.40-28	MISC CONTRACT SERVICES	-	5,000	-	-
020-5401-434.40-31	UNIFORM RENTAL/SERVICES	100	-	-	100
020-5401-434.40-55	MAINTENANCE SERVICES	1,000	1,000	2,000	2,000
	PROPERTY SERVICES	1,600	6,500	3,000	3,100
020-5401-434.50-03	TRAVEL & EXPENSES	2,000	2,000	4,000	4,000
020-5401-434.50-54	OUTSIDE DATA SERVICES	-	-	1,000	1,000
	OTHER SERVICES	2,000	2,000	5,000	5,000
	OTHER SERVICES & CHARGES	48,300	61,500	15,000	15,100
020-5401-434.60-03	OFFICE SUPPLIES	500	500	700	700
020-5401-434.60-10	UNIFORMS	500	500	900	900
020-5401-434.60-19	TIRES & TUBES	300	300	600	600
020-5401-434.60-20	VEHICLE REPAIR PARTS	500	500	1,000	1,000
020-5401-434.60-21	FUEL & LUBRICANTS	1,000	500	2,000	2,000
020-5401-434.60-23	MATERIAL & SUPPLIES	1,000	1,000	1,000	1,000
020-5401-434.60-24	OTHER EQUIPMENT	1,000	1,000	1,500	1,500
020-5401-434.60-28	BOOKS, MAGS, & SUBSCRIPT.	1,000	1,000	1,000	1,000
	MATERIAL & SUPPLIES	5,800	5,300	8,700	8,700
	ADMINISTRATION	381,057	246,600	388,600	395,900

**CITY OF BROKEN ARROW
BROKEN ARROW MUNICIPAL AUTHORITY
UTILITIES DEPARTMENT
Water Resources**

ACCOUNT NUMBER ACCOUNT DESCRIPTION	FISCAL YEAR	FISCAL YEAR	FISCAL YEAR	FISCAL YEAR
	2019	2019	2020	2021
	BUDGET	ESTIMATED	BUDGET	FINANCIAL
		ACTUAL		PLAN
020-5404-434.10-04 REGULAR	-	-	50,500	51,500
020-5404-434.10-11 OVERTIME	-	-	2,000	2,000
SALARIES AND WAGES	-	-	52,500	53,500
020-5404-434.20-10 LONGEVITY	-	-	1,600	1,700
020-5404-434.20-21 SOCIAL SECURITY	-	-	3,600	3,700
020-5404-434.20-22 RETIREMENT	-	-	5,200	5,300
020-5404-434.20-26 INSURANCE	-	-	15,100	15,200
EMPLOYEE BENEFITS	-	-	25,500	25,900
PERSONAL SERVICES	-	-	78,000	79,400
020-5404-434.30-11 REG. FEES & CERTIFICATION	-	-	300	300
020-5404-434.30-34 LAB SERVICES	-	-	10,000	10,000
PROF & TECH SERVICES	-	-	10,300	10,300
020-5404-434.40-31 UNIFORM RENTAL/SERVICES	-	-	500	500
PROPERTY SERVICES	-	-	500	500
020-5404-434.50-03 TRAVEL & EXPENSES	-	-	3,000	3,000
020-5404-434.50-54 OUTSIDE DATA SERVICES	-	-	600	600
OTHER SERVICES	-	-	3,600	3,600
OTHER SERVICES & CHARGES	-	-	14,400	14,400
020-5404-434.60-03 OFFICE SUPPLIES	-	-	500	500
020-5404-434.60-10 UNIFORMS	-	-	1,000	1,000
020-5404-434.60-19 TIRES & TUBES	-	-	1,000	1,000
020-5404-434.60-20 VEHICLE REPAIR PARTS	-	-	500	500
020-5404-434.60-21 FUEL & LUBRICANTS	-	-	5,000	5,000
020-5404-434.60-23 MATERIAL & SUPPLIES	-	-	5,000	5,000
020-5404-434.60-24 OTHER EQUIPMENT	-	-	300	300
020-5404-434.60-30 JANITORIAL SUPPLIES	-	-	200	200
020-5404-434.60-34 CHEMICAL & LAB SUPPLIES	-	-	1,000	1,000
MATERIAL & SUPPLIES	-	-	14,500	14,500
WATER RESOURCES	-	-	106,900	108,300

**CITY OF BROKEN ARROW
BROKEN ARROW MUNICIPAL AUTHORITY
UTILITIES DEPARTMENT
Waterplant Division**

ACCOUNT NUMBER ACCOUNT DESCRIPTION	FISCAL YEAR	FISCAL YEAR	FISCAL YEAR	FISCAL YEAR
	2019	2019	2020	2021
	BUDGET	ESTIMATED	BUDGET	FINANCIAL
		ACTUAL		PLAN
020-5405-434.10-04 REGULAR	597,626	577,100	619,500	631,900
020-5405-434.10-05 VARIABLE PAY	3,000	-	3,000	3,000
020-5405-434.10-11 OVERTIME	58,000	60,000	62,000	60,000
SALARIES AND WAGES	<u>658,626</u>	<u>637,100</u>	<u>684,500</u>	<u>694,900</u>
020-5405-434.20-10 LONGEVITY	3,700	3,700	4,100	4,200
020-5405-434.20-21 SOCIAL SECURITY	44,644	47,800	46,200	47,100
020-5405-434.20-22 RETIREMENT	60,309	64,300	62,500	63,800
020-5405-434.20-26 INSURANCE	180,931	152,300	197,700	201,700
020-5405-434.20-41 CELL PHONE ALLOWANCE	1,862	2,000	1,900	1,900
EMPLOYEE BENEFITS	<u>291,446</u>	<u>270,100</u>	<u>312,400</u>	<u>318,700</u>
PERSONAL SERVICES	<u>950,072</u>	<u>907,200</u>	<u>996,900</u>	<u>1,013,600</u>
020-5405-434.30-11 REG. FEES & CERTIFICATION	10,000	9,000	10,000	10,000
020-5405-434.30-34 LAB SERVICES	75,000	50,000	75,000	75,000
020-5405-434.30-75 DEQ FEES	9,000	6,000	10,700	9,000
020-5405-434.30-85 MEMBERSHIP DUES	900	1,200	1,400	900
020-5405-434.30-87 PROFESSIONAL SERVICES	100,000	50,000	50,000	100,000
PROF & TECH SERVICES	<u>194,900</u>	<u>116,200</u>	<u>147,100</u>	<u>194,900</u>
020-5405-434.40-07 BUILDING MAINTENANCE	70,000	40,000	74,000	70,000
020-5405-434.40-20 VEHICLE REPAIR	3,000	2,000	5,000	3,000
020-5405-434.40-28 MISC CONTRACT SERVICES	487,900	400,000	602,300	500,000
020-5405-434.40-29 OTHER EQUIPMENT REPAIR	110,000	180,000	185,000	110,000
020-5405-434.40-31 UNIFORM RENTAL/SERVICES	4,300	4,300	4,300	4,300
020-5405-434.40-32 EQUIPMENT RENTAL	12,000	6,000	12,000	12,000
020-5405-434.40-33 OTHER RENTAL	4,500	2,000	4,500	4,500
020-5405-434.40-50 RADIO MAINTENANCE-OUTSIDE	5,000	3,000	5,000	5,000
020-5405-434.40-55 MAINTENANCE SERVICES	35,875	35,900	53,000	35,900
020-5405-434.40-93 PURCHASED WATER	597,013	400,000	600,000	600,000
PROPERTY SERVICES	<u>1,329,588</u>	<u>1,073,200</u>	<u>1,545,100</u>	<u>1,344,700</u>
020-5405-434.50-03 TRAVEL & EXPENSES	6,300	5,000	9,300	6,300
020-5405-434.50-22 TELEPHONE	6,000	4,200	6,000	6,000
020-5405-434.50-25 UTILITIES (PSO)	700,000	650,000	712,600	700,000
020-5405-434.50-94 POWER (GRDA)	10,000	5,000	8,000	10,000
OTHER SERVICES	<u>722,300</u>	<u>664,200</u>	<u>735,900</u>	<u>722,300</u>
OTHER SERVICES & CHARGES	<u>2,246,788</u>	<u>1,853,600</u>	<u>2,428,100</u>	<u>2,261,900</u>

**CITY OF BROKEN ARROW
BROKEN ARROW MUNICIPAL AUTHORITY
UTILITIES DEPARTMENT
Waterplant Division**

ACCOUNT NUMBER ACCOUNT DESCRIPTION	FISCAL YEAR	FISCAL YEAR	FISCAL YEAR	FISCAL YEAR
	2019	2019	2020	2021
	BUDGET	ESTIMATED	BUDGET	FINANCIAL
		ACTUAL		PLAN
020-5405-434.60-03 OFFICE SUPPLIES	5,000	5,000	7,400	5,000
020-5405-434.60-10 UNIFORMS	4,300	4,000	3,000	4,300
020-5405-434.60-18 BLDG MATERIAL & SUPPLIES	12,000	6,000	6,000	12,000
020-5405-434.60-19 TIRES & TUBES	2,000	1,500	2,000	2,000
020-5405-434.60-20 VEHICLE REPAIR PARTS	6,000	5,000	7,000	6,000
020-5405-434.60-21 FUEL & LUBRICANTS	25,000	25,000	35,000	25,000
020-5405-434.60-23 MATERIAL & SUPPLIES	50,000	40,000	50,000	50,000
020-5405-434.60-24 OTHER EQUIPMENT	50,000	20,000	50,000	50,000
020-5405-434.60-27 CONCRETE & AGGREGATE	5,000	2,000	15,000	5,000
020-5405-434.60-30 JANITORIAL SUPPLIES	2,500	1,000	2,500	2,500
020-5405-434.60-31 OTHER EQUIP PARTS/MAINT	1,000	500	-	1,000
020-5405-434.60-34 CHEMICAL & LAB SUPPLIES	1,200,000	1,000,000	1,260,000	1,300,000
020-5405-434.60-45 REPAIRS & REPLACEMENTS	200,000	150,000	225,000	200,000
020-5405-434.60-50 RADIO MAINTENANCE	10,000	5,000	10,000	10,000
MATERIALS & SUPPLIES	<u>1,572,800</u>	<u>1,265,000</u>	<u>1,672,900</u>	<u>1,672,800</u>
WATERPLANT	<u>4,769,660</u>	<u>4,025,800</u>	<u>5,097,900</u>	<u>4,948,300</u>

**CITY OF BROKEN ARROW
BROKEN ARROW MUNICIPAL AUTHORITY
UTILITIES DEPARTMENT
Meter Readers**

ACCOUNT NUMBER ACCOUNT DESCRIPTION	FISCAL YEAR	FISCAL YEAR	FISCAL YEAR	FISCAL YEAR
	2019	2019	2020	2021
	BUDGET	ESTIMATED	BUDGET	FINANCIAL
		ACTUAL		PLAN
020-5406-434.10-04 REGULAR	370,847	364,900	390,700	398,500
020-5406-434.10-05 VARIABLE PAY PROGRAM	1,300	800	1,300	1,300
020-5406-434.10-11 OVERTIME	73,000	70,000	45,000	73,000
020-5406-434.10-19 INJURY PAY	-	5,100	-	-
SALARIES AND WAGES	<u>445,147</u>	<u>440,800</u>	<u>437,000</u>	<u>472,800</u>
020-5406-434.20-10 LONGEVITY	9,600	9,600	10,700	10,900
020-5406-434.20-21 SOCIAL SECURITY	27,239	32,300	29,100	29,700
020-5406-434.20-22 RETIREMENT	38,202	44,400	40,300	41,100
020-5406-434.20-26 INSURANCE	127,003	114,400	113,400	115,700
020-5406-434.20-41 CELL PHONE ALLOWANCE	1,862	2,000	1,900	1,900
EMPLOYEE BENEFITS	<u>203,906</u>	<u>202,700</u>	<u>195,400</u>	<u>199,300</u>
PERSONAL SERVICES	<u>649,053</u>	<u>643,500</u>	<u>632,400</u>	<u>672,100</u>
020-5406-434.30-11 REG. FEES & CERTIFICATION	1,600	900	1,600	1,600
020-5406-434.30-84 MEDICAL VACCINATION	500	500	500	500
PROF & TECH SERVICES	<u>2,100</u>	<u>1,400</u>	<u>2,100</u>	<u>2,100</u>
020-5406-434.40-20 VEHICLE REPAIR	2,500	1,300	2,500	2,500
020-5406-434.40-28 MISC CONTRACT SERVICES	1,000	1,000	2,000	2,000
020-5406-434.40-31 UNIFORM RENTAL/SERVICES	2,900	2,500	2,600	2,600
020-5406-434.40-33 OTHER RENTAL	1,700	1,100	1,700	1,700
020-5406-434.40-51 OUTSIDE METER REPAIR	800	400	800	800
020-5406-434.40-55 MAINTENANCE SERVICES	11,700	25,000	28,500	10,700
PROPERTY SERVICES	<u>20,600</u>	<u>31,300</u>	<u>38,100</u>	<u>20,300</u>
020-5406-434.50-03 TRAVEL & EXPENSES	100	100	600	600
020-5406-434.50-36 PRINTING SERVICES	1,100	600	1,100	1,100
020-5406-434.50-54 OUTSIDE DATA SERVICES	1,000	1,000	2,400	2,400
OTHER SERVICES	<u>2,200</u>	<u>1,700</u>	<u>4,100</u>	<u>4,100</u>
OTHER SERVICES & CHARGES	<u>24,900</u>	<u>34,400</u>	<u>44,300</u>	<u>26,500</u>
020-5406-434.60-03 OFFICE SUPPLIES	1,000	1,000	2,100	2,000
020-5406-434.60-10 UNIFORMS	5,000	3,000	4,500	4,500
020-5406-434.60-19 TIRES & TUBES	2,500	1,300	2,500	2,500
020-5406-434.60-20 VEHICLE REPAIR PARTS	5,000	3,700	5,000	5,000
020-5406-434.60-21 FUEL & LUBRICANTS	20,000	18,000	20,200	20,200
020-5406-434.60-23 MATERIAL & SUPPLIES	12,000	9,000	12,000	12,000
020-5406-434.60-24 OTHER EQUIPMENT	1,200	1,200	9,800	500
020-5406-434.60-28 BOOKS, MAGS, & SUBSCRIPT	500	500	500	500
020-5406-434.60-38 METER & SER CONNECT PARTS	300,000	300,000	330,000	330,000
020-5406-434.60-50 RADIO MAINTENANCE	300	300	300	300
MATERIAL & SUPPLIES	<u>347,500</u>	<u>338,000</u>	<u>386,900</u>	<u>377,500</u>
METER READING	<u>1,021,453</u>	<u>1,015,900</u>	<u>1,063,600</u>	<u>1,076,100</u>

**CITY OF BROKEN ARROW
BROKEN ARROW MUNICIPAL AUTHORITY
UTILITIES DEPARTMENT
Wastewater Treatment Division**

ACCOUNT NUMBER	ACCOUNT DESCRIPTION	FISCAL YEAR	FISCAL YEAR	FISCAL YEAR	FISCAL YEAR
		2019	2019	2020	2021
		BUDGET	ESTIMATED	BUDGET	FINANCIAL
			ACTUAL		PLAN
020-5410-435.10-04	REGULAR	406,535	400,100	420,400	428,800
020-5410-435.10-11	OVERTIME	30,000	32,800	35,000	35,000
SALARIES AND WAGES		<u>436,535</u>	<u>432,900</u>	<u>455,400</u>	<u>463,800</u>
020-5410-435.20-10	LONGEVITY	6,500	6,500	5,500	5,500
020-5410-435.20-21	SOCIAL SECURITY	29,824	31,200	30,900	31,500
020-5410-435.20-22	RETIREMENT	41,377	43,800	42,700	43,600
020-5410-435.20-26	INSURANCE	181,631	119,400	123,500	126,200
020-5410-435.20-41	CELL PHONE ALLOWANCE	931	1,000	1,000	1,000
EMPLOYEE BENEFITS		<u>260,263</u>	<u>201,900</u>	<u>203,600</u>	<u>207,800</u>
PERSONAL SERVICES		<u>696,798</u>	<u>634,800</u>	<u>659,000</u>	<u>671,600</u>
020-5410-435.30-11	REG. FEES & CERTIFICATION	3,500	5,000	3,500	3,500
020-5410-435.30-34	LAB SERVICES	45,000	63,000	45,000	45,000
020-5410-435.30-35	PRETREATMENT/OPERATIONS	1,000	1,000	1,000	1,000
020-5410-435.30-75	DEQ FEES	20,000	20,000	35,000	35,000
020-5410-435.30-84	MEDICAL VACCINATION	1,000	1,000	1,000	1,000
020-5410-435.30-85	MEMBERSHIP DUES	700	700	700	700
020-5410-435.30-87	PROFESSIONAL SERVICES	14,000	10,400	14,000	14,000
PROF & TECH SERVICES		<u>85,200</u>	<u>101,100</u>	<u>100,200</u>	<u>100,200</u>
020-5410-435.40-07	BUILDING MAINTENANCE	22,455	20,000	15,000	15,000
020-5410-435.40-20	VEHICLE REPAIR	20,000	24,000	25,000	25,000
020-5410-435.40-28	MISC CONTRACT SERVICES	9,500	4,800	9,000	9,000
020-5410-435.40-29	OTHER EQUIPMENT REPAIR	1,000	5,000	10,000	10,000
020-5410-435.40-30	CONTRACT LANDFILL SERVICE	205,000	190,000	265,000	265,000
020-5410-435.40-31	UNIFORM RENTAL/SERVICES	2,500	900	2,000	2,000
020-5410-435.40-32	EQUIPMENT RENTAL	7,500	6,000	7,500	7,500
020-5410-435.40-33	OTHER RENTAL	6,000	2,900	4,000	4,000
020-5410-435.40-45	RMUA CONTRACT SERVICES	1,865,800	1,865,800	1,800,700	1,800,700
020-5410-435.40-50	RADIO MAINTENANCE-OUTSIDE	1,000	2,000	1,500	1,500
020-5410-435.40-55	MAINTENANCE SERVICES	17,000	5,000	10,000	10,000
PROPERTY SERVICES		<u>2,157,755</u>	<u>2,126,400</u>	<u>2,149,700</u>	<u>2,149,700</u>

**CITY OF BROKEN ARROW
BROKEN ARROW MUNICIPAL AUTHORITY
UTILITIES DEPARTMENT
Wastewater Treatment Division**

ACCOUNT NUMBER	ACCOUNT DESCRIPTION	FISCAL YEAR	FISCAL YEAR	FISCAL YEAR	FISCAL YEAR
		2019	2019	2020	2021
		BUDGET	ESTIMATED	BUDGET	FINANCIAL
			ACTUAL		PLAN
020-5410-435.50-03	TRAVEL & EXPENSES	7,500	6,000	7,500	7,500
020-5410-435.50-22	TELEPHONE	3,400	3,000	3,400	3,400
020-5410-435.50-23	OTHER UTILITIES	2,500	2,200	2,500	2,500
020-5410-435.50-24	UTILITIES (ONG)	-	-	25,000	25,000
020-5410-435.50-25	UTILITIES (PSO)	250,000	219,000	295,000	310,000
020-5410-435.50-36	PRINTING SERVICES	1,000	1,000	1,000	1,000
020-5410-435.50-39	POSTAGE	2,000	1,000	1,500	1,500
020-5410-435.50-86	MISCELLANEOUS	1,000	1,000	-	-
OTHER SERVICES		<u>267,400</u>	<u>233,200</u>	<u>335,900</u>	<u>350,900</u>
OTHER SERVICES & CHARGES		<u>2,510,355</u>	<u>2,460,700</u>	<u>2,585,800</u>	<u>2,600,800</u>
020-5410-435.60-03	OFFICE SUPPLIES	2,250	1,800	2,000	2,000
020-5410-435.60-10	UNIFORMS	3,750	2,500	3,000	3,000
020-5410-435.60-18	BLDG MATERIAL & SUPPLIES	1,500	1,000	3,500	3,500
020-5410-435.60-19	TIRES & TUBES	10,000	9,400	15,000	15,000
020-5410-435.60-20	VEHICLE REPAIR PARTS	10,000	9,700	12,000	12,000
020-5410-435.60-21	FUEL & LUBRICANTS	24,000	20,900	22,000	22,000
020-5410-435.60-23	MATERIAL & SUPPLIES	15,000	11,100	16,000	15,000
020-5410-435.60-24	OTHER EQUIPMENT	10,000	5,300	20,000	20,000
020-5410-435.60-27	CONCRETE & AGGREGATE	2,500	2,500	2,500	2,500
020-5410-435.60-30	JANITORIAL SUPPLIES	800	700	800	800
020-5410-435.60-31	OTHER EQUIP PARTS/MAINT	4,000	3,100	6,000	6,000
020-5410-435.60-34	CHEMICAL & LAB SUPPLIES	189,000	165,500	180,000	180,000
020-5410-435.60-41	SUPPLIES/ PUMP & LIFT STA	-	200	-	-
020-5410-435.60-45	REPAIRS & REPLACEMENTS	50,000	30,000	50,000	50,000
020-5410-435.60-50	RADIO MAINTENANCE	1,000	1,000	1,000	1,000
MATERIAL & SUPPLIES		<u>323,800</u>	<u>264,700</u>	<u>333,800</u>	<u>332,800</u>
WASTEWATER TREATMENT		<u>3,530,953</u>	<u>3,360,200</u>	<u>3,578,600</u>	<u>3,605,200</u>

**CITY OF BROKEN ARROW
BROKEN ARROW MUNICIPAL AUTHORITY
UTILITIES DEPARTMENT
Sewer R & C Division**

ACCOUNT NUMBER ACCOUNT DESCRIPTION	FISCAL YEAR		FISCAL YEAR	
	2019 BUDGET	2019 ESTIMATED ACTUAL	2020 BUDGET	2021 FINANCIAL PLAN
020-5415-435.10-04 REGULAR	562,650	591,000	662,000	675,200
020-5415-435.10-05 VARIABLE PAY PROGRAM	1,400	2,600	1,400	1,400
020-5415-435.10-11 OVERTIME	55,000	50,000	55,000	55,000
SALARIES AND WAGES	<u>619,050</u>	<u>643,600</u>	<u>718,400</u>	<u>731,600</u>
020-5415-435.20-10 LONGEVITY	12,700	12,200	13,000	13,300
020-5415-435.20-21 SOCIAL SECURITY	41,397	48,000	48,100	49,100
020-5415-435.20-22 RETIREMENT	57,590	67,000	67,500	68,900
020-5415-435.20-26 INSURANCE	221,306	186,500	221,000	225,400
020-5415-435.20-41 CELL PHONE ALLOWANCE	931	1,000	1,000	1,000
EMPLOYEE BENEFITS	<u>333,924</u>	<u>314,700</u>	<u>350,600</u>	<u>357,700</u>
PERSONAL SERVICES	<u>952,974</u>	<u>958,300</u>	<u>1,069,000</u>	<u>1,089,300</u>
020-5415-435.30-11 REG. FEES & CERTIFICATION	4,500	5,200	4,500	4,500
020-5415-435.30-34 LAB SERVICES	1,000	600	1,000	1,000
020-5415-435.30-84 MEDICAL VACCINATION	1,000	1,000	1,000	1,000
020-5415-435.30-87 PROFESSIONAL SERVICES	18,000	10,000	18,000	18,000
PROF & TECH SERVICES	<u>24,500</u>	<u>16,800</u>	<u>24,500</u>	<u>24,500</u>
020-5415-435.40-07 BUILDING MAINTENANCE	1,000	1,000	1,000	1,000
020-5415-435.40-20 VEHICLE REPAIR	11,900	12,000	5,600	5,600
020-5415-435.40-28 MISC CONTRACT SERVICES	318,000	315,000	333,000	350,000
020-5415-435.40-29 OTHER EQUIPMENT REPAIR	36,886	36,900	15,000	15,000
020-5415-435.40-31 UNIFORM RENTAL/SERVICES	3,900	3,900	4,700	4,700
020-5415-435.40-32 EQUIPMENT RENTAL	1,000	1,000	4,000	4,000
020-5415-435.40-55 MAINTENANCE SERVICES	32,100	20,000	32,100	32,100
PROPERTY SERVICES	<u>404,786</u>	<u>389,800</u>	<u>395,400</u>	<u>412,400</u>
020-5415-435.50-03 TRAVEL & EXPENSES	1,000	300	2,000	2,000
020-5415-435.50-22 TELEPHONE	10,200	5,800	8,600	8,600
020-5415-435.50-23 OTHER UTILITIES	1,700	500	1,700	1,700
020-5415-435.50-24 UTILITIES (ONG)	8,000	6,500	8,000	8,000
020-5415-435.50-25 UTILITIES (PSO)	160,000	151,000	155,600	170,000
020-5415-435.50-54 OUTSIDE DATA SERVICES	-	6,900	2,900	2,900
020-5415-435.50-84 PILOT	991,900	991,900	995,000	1,061,800
020-5415-435.50-85 OVERHEAD FEE	-	-	-	-
OTHER SERVICES	<u>1,172,800</u>	<u>1,162,900</u>	<u>1,173,800</u>	<u>1,255,000</u>
OTHER SERVICES & CHARGES	<u>1,602,086</u>	<u>1,569,500</u>	<u>1,593,700</u>	<u>1,691,900</u>

**CITY OF BROKEN ARROW
BROKEN ARROW MUNICIPAL AUTHORITY
UTILITIES DEPARTMENT
Sewer R & C Division**

ACCOUNT NUMBER ACCOUNT DESCRIPTION	FISCAL YEAR	FISCAL YEAR	FISCAL YEAR	FISCAL YEAR
	2019	2019	2020	2021
	BUDGET	ESTIMATED	BUDGET	FINANCIAL
		ACTUAL		PLAN
020-5415-435.60-03 OFFICE SUPPLIES	1,300	1,000	2,000	1,000
020-5415-435.60-10 UNIFORMS	6,000	6,000	9,600	7,000
020-5415-435.60-19 TIRES & TUBES	2,000	3,000	3,000	3,000
020-5415-435.60-20 VEHICLE REPAIR PARTS	18,100	14,300	13,900	13,900
020-5415-435.60-21 FUEL & LUBRICANTS	17,000	30,000	35,400	35,400
020-5415-435.60-23 MATERIAL & SUPPLIES	13,000	10,000	15,000	15,000
020-5415-435.60-24 OTHER EQUIPMENT	9,400	9,400	14,000	5,000
020-5415-435.60-27 CONCRETE & AGGREGATE	30,400	16,000	25,000	25,000
020-5415-435.60-31 OTHER EQUIP PARTS/MAINT	1,000	1,000	1,000	1,000
020-5415-435.60-34 CHEMICAL & LAB SUPPLIES	2,000	2,900	4,000	4,000
020-5415-435.60-40 WTR/SEWER MAIN REPAIR P	20,000	25,000	20,000	20,000
020-5415-435.60-41 SUPPLIES/ PUMP & LIFT S	135,000	100,000	138,000	120,000
020-5415-435.60-50 RADIO MAINTENANCE	400	400	400	400
020-5415-435.60-80 ASPHALT & AGGREGATE	2,000	1,000	2,000	2,000
MATERIAL & SUPPLIES	<u>257,600</u>	<u>220,000</u>	<u>283,300</u>	<u>252,700</u>
SEWER R & C	<u>2,812,660</u>	<u>2,747,800</u>	<u>2,946,000</u>	<u>3,033,900</u>
UTILITIES	<u><u>17,136,166</u></u>	<u><u>15,930,200</u></u>	<u><u>17,979,900</u></u>	<u><u>18,088,300</u></u>

**BROKEN ARROW MUNICIPAL AUTHORITY
DEPARTMENTAL CAPITAL OUTLAY
FISCAL YEARS 2020 & 2021**

	PROJECT NUMBER	FISCAL YEAR	
		2020	2021
2019 PROJECT CARRYOVERS:			
GENERAL SERVICES			
FLEET:			
FLEET ROOF ELASTMER COATING	195105	25,000	-
STREETS & STORMWATER:			
STORMWATER(5305):			
1905 W UTICA PLACE 36"	SW1803	56,000	-
UTILITIES:			
WATER PLANT (5405):			
REPLACE CHLORINE TANK	195408	120,000	-
HVAC IN RAW WATER PUMP STATION	195410	75,000	-
HVAC IN CHLORINE ROOM	195409	75,000	-
TRAILER	195412	10,000	-
TOTAL 2018 PROJECT CARRYOVERS		361,000	-

**BROKEN ARROW MUNICIPAL AUTHORITY
DEPARTMENTAL CAPITAL OUTLAY
FISCAL YEARS 2020 & 2021**

	PROJECT NUMBER	FISCAL YEAR	
		2020	2021
2020 PROJECTS:			
GENERAL SERVICES			
OPERATIONS (5100):			
MAINTENANCE CENTER AND MET LOT REPAIRS	205101	10,000	-
FLEET (5120):			
REPLACEMENT COMPUTERS FOR MECHANICS	205102	26,000	-
SERVICE/REPAIR TRUCK	205103	90,000	-
HEAVY TRUCK AND EQUIPMENT DIAGNOSTIC PLATFORM	205104	15,000	-
REFRIGERANT MACHINE	205105	5,500	-
PLASMA CUTTER	205106	7,500	-
SANITATION (5125):			
THE MET ROOF ELASTMER COATING	205107	20,000	-
1 SANITATION TRUCK	205108	182,000	-
2 SANITATION TRUCKS (NEW TO FLEET)	205109	365,000	-
4WD PICKUP	205110	30,000	-
MOBILE RADIOS	205111	15,000	-
PURCHASING (5130):			
3/4 TON PICKUP WITH LIFTGATE AND PIPE RACK	205112	31,000	-
		797,000	-

**BROKEN ARROW MUNICIPAL AUTHORITY
DEPARTMENTAL CAPITAL OUTLAY
FISCAL YEARS 2020 & 2021**

	PROJECT NUMBER	FISCAL YEAR	
		2020	2021
2020 PROJECTS (CONTINUED):			
CONSTRUCTION/ENGINEERING:			
CONSTRUCTION (5200):			
OFFICE EQUIPMENT	205201	6,000	-
MISC TESTING EQUIPMENT	205202	4,000	-
4WD CREW CAB TRUCK WITH TOOL BOX AND STEP RAILS	205203	30,000	-
ENGINEERING (5205):			
OFFICE EQUIPMENT - COMPUTER, OFFICE EQUIP, ETC	205204	8,000	-
OFFICE EQUIPMENT - COMPUTER, OFFICE EQUIP, ETC	205205	8,000	-
OFFICE EQUIPMENT - COMPUTER, OFFICE EQUIP, ETC	205206	8,000	-
NEW SUV VEHICLE	205207	30,000	-
NEW SUV VEHICLE	205208	30,000	-
OFFICE EQUIPMENT - COMPUTER, OFFICE EQUIP, ETC	205209	6,000	-
OFFICE BUILDOUT - OFFICE MOVES	205210	35,000	-
TRAINING ROOM RENOVATIONS	205211	20,000	-
MISCELLANEOUS SOFTWARE	205212	5,000	-
PROJECT MANAGEMENT SOFTWARE	205213	200,000	-
STORMWATER (5210):			
OFFICE EQUIPMENT	205214	6,000	-
MISC TESTING EQUIPMENT	205215	2,000	-
PLANNING (5215):			
OFFICE EQUIPMENT	205216	3,000	-
OFFICE EQUIPMENT	205217	4,000	-
CONSULTANT SERVICES-GIS SERVICES	205218	80,000	-
		485,000	-

**BROKEN ARROW MUNICIPAL AUTHORITY
DEPARTMENTAL CAPITAL OUTLAY
FISCAL YEARS 2020 & 2021**

	PROJECT NUMBER	FISCAL YEAR	
		2020	2021
STREETS & STORMWATER:			
STORMWATER (5305):			
TREE BRUSH MOWER	205301	40,000	-
10' BRUSH HOG ROTARY MOWER	205302	22,000	-
TRUCK RADIOS (2)	205303	12,500	-
RUBBER TRACKS	205304	8,000	-
ASSET MANAGEMENT AND WORK ORDER SOFTWARE	205305	25,000	-
TABLETS AND SOFTWARE	205306	15,000	-
DATABASE DEVELOPMENT	205307	50,000	-
CABBED 100 H.P MOWING TRACTOR	205308	65,000	-
350 G JOHN DEERE EXCAVATOR	205309	360,000	-
DUMP TRUCK	205310	150,000	-
E45 BOBCAT EXCAVATOR	205311	80,000	-
50 TON TRAILER (LOW BOY)	205312	75,000	-
STUMP GRINDER	205313	25,000	-
JIM BOGGS CULVERTS AT 209TH & S 1ST ST.	205314	10,500	-
DOG POUND CULVERT AT 51ST & 213TH	205315	11,000	-
FOREST RIDGE CULVERT AT 81ST & 63RD	205316	8,500	-
SEWER PLANT RD. CULVERT AT 9TH & SHREVEPORT	205317	7,000	-
		964,500	-
UTILITIES:			
WATER R & C (5400)			
HAND HELD RADIOS (2)	205401	4,600	-
EXCAVATOR-200 SERIES	205402	200,000	-
BACKHOE	205403	90,000	-
1/2 TON CREWCAB PICKUP 4WD	205404	30,000	-
STREET SAW WITH CARGO TRAILER	205405	13,500	-
(2) 1/2 TON TRUCK WITH SERVICE BODY	205406	90,000	-
1/2 TON PICKUP TRUCK	205407	27,000	-
DETROIT, MAIN TO CEDAR 6" WATER MAIN	205408	60,000	-
SIDNEY AVE/23RD WATER TIE IN	205409	35,000	-
URBANA, MAIN TO TOLEDO 6" WATER MAINS	205410	100,000	-
GARNETT RD/WASHINGTON TO NEW ORLEANS 8" WATER LINE	205411	65,000	-
5 SECURITY CAMERAS FOR STARK BUILDING	205412	8,000	-
DUMP TRUCK	205413	140,000	-
HICKORY/CANTON/IRONWOOD 6" WATER MAIN	205414	60,000	-
234TH AND 236TH ST 6" WATER MAINS	205415	65,000	-
GALVESTON ST, MAIN TO ELM PL 6" WATER MAIN	205416	70,000	-
		1,058,100	-

**BROKEN ARROW MUNICIPAL AUTHORITY
DEPARTMENTAL CAPITAL OUTLAY
FISCAL YEARS 2020 & 2021**

	PROJECT NUMBER	FISCAL YEAR	
		2020	2021
UTILITIES (CONTINUED):			
ADMINISTRATION (5401):			
HANDHELD RADIO (1)	205417	5,500	-
1/2 TON PICKUP 4WD	205418	30,000	-
LAPTOP COMPUTER, DOCKING STATION, KEYBOARD & MOUSE (2)	205419	10,000	-
OFFICE FURNITURE	205420	5,000	-
WATER RESOURCES (5404):			
MOTOR VEHICLE	205421	30,000	-
SAMPLING EQUIPMENT	205422	6,000	-
WATERPLANT (5405):			
SURGE TANK REPAIR	205423	80,000	-
CHILLERS (3)	205424	85,000	-
1/2 TON CREW CAB PICKUP 4WD	205425	35,000	-
HVAC SYSTEM IN RAW WATER PUMP STATION	205426	150,000	-
MICROWAVE ANTENNA REPLACEMENT	205427	250,000	-
METER READING (5406):			
1/2 TON PICKUP TRUCK	205428	27,000	-
WASTEWATER TREATMENT (5410)			
RADIOS (4)	205429	16,600	-
FACILITY FENCING	205430	80,000	-
1/2 TON PICKUP TRUCK	205431	27,000	-
BLOWER REPLACEMENT (2 OF 4)	205432	130,000	-
RMUA O & M CAPITAL OUTLAY	205433	318,000	-
SEWER R & C (5415):			
GAS DETECTORS WITH CALIBRATION EQUIPMENT (4)	205434	8,000	-
HOSE REEL LEVEL WINDER	205435	7,500	-
MINI FRONT LOADER	205436	15,000	-
10" TRASH PUMP WITH HOSES	205437	150,000	-
SEWER JET TRUCK	205438	190,000	-
817 W GALVESTON ST 125' SLIP LINING	205439	50,000	-
GREENS LIFT STATION VFD'S	205440	200,000	-
		2,963,700	-

**BROKEN ARROW MUNICIPAL AUTHORITY
DEPARTMENTAL CAPITAL OUTLAY
FISCAL YEARS 2020 & 2021**

	PROJECT NUMBER	FISCAL YEAR	
		2020	2021
LOAN PROJECTS:			
UTILITIES			
WATER R & C (5400)			
2015 OWRB FAP LOAN			
2-3 MG ELEVATED WATER TANK - ROW & EASEMENTS	165424	375,800	-
2-3 MG ELEVATED WATER TANK - ENGINEERING	165424	319,900	-
WATERLINE/TUCSON 15TH-23RD - CONSTRUCTION	WL1603	53,100	-
24" WATERLINE FROM 5MG TANK - ROW & EASEMENTS	WL1609	800,000	-
24" WATERLINE FROM 5MG TANK - ENGINEERING	WL1609	73,700	-
WATERLINE OLIVE/TUCSON-NEW - ROW & EASEMENTS	WL1610	69,900	-
WATERLINE OLIVE/TUCSON-NEW - ENGINEERING	WL1610	768,100	-
KENWOOD HILLS WATER SYSTEM IMPROVEMENTS	WL1903	623,500	-
2017B OWRB FAP LOAN			
TIGER HILL STORAGE MIXER - CONSTRUCTION	175432	159,600	-
TIGER HILL STORAGE MIXER - ENGINEERING/DESIGN	175432	1,200	-
WATER TREATMENT PLANT PLATE SETTLERS EXPANSION	175436	2,000,000	-
WTP - COPPER SULFATE FEED SYSTEM - CONSTRUCTION	175437	31,100	-
WTP - COPPER SULFATE FEED SYSTEM - ENGINEERING	175437	12,300	-
TIGER HILL STORAGE TANK RESTORATION - CONSTRUCTION	185432	830,000	-
TIGER HILL STORAGE TANK RESTORATION - ENGINEERING	185432	8,000	-
WTP - MAINTENANCE BUILDING - CONSTRUCTION	185433	325,000	-
WTP - MAINTENANCE BUILDING - ENGINEERING	185433	40,000	-
WATER DIST SYSTEM - OLD TOWN WATERLINES - CONSTRUCTION	WL1804	66,800	-
METER READING (5406)			
AUTOMATIC METER READING EQUIPMENT PHASE 2	185434	408,300	-
2019 OWRB FAP LOAN			
WTP - PRETREATMENT BASIN/PLATE SETTLERS - CONSTRUCTION	175436	5,700,000	-
SECOND TULSA WATER CONNECTION - ROW & EASEMENTS	WL1611	400,000	-
4MG GST RESTORATION - DESIGN	195421	80,000	-
TOTAL WATER PROJECTS FINANCED BY LOANS		13,146,300	-

**BROKEN ARROW MUNICIPAL AUTHORITY
DEPARTMENTAL CAPITAL OUTLAY
FISCAL YEARS 2020 & 2021**

	PROJECT NUMBER	FISCAL YEAR	
		2020	2021
LOAN PROJECTS (Continued):			
WASTEWATER TREATMENT PLANT (5410)			
2015 OWRB FAP LOAN			
CITYWIDE SCADA - CONSTRUCTION	155425	250,000	-
CITYWIDE SCADA - ENGINEERING	155425	1,096,000	-
SECONDARY CLARIFIER REHAB - ENGINEERING	165422	23,900	-
LLWWTP SLUDGE DIGESTER REFURB - CONSTRUCTION*	165428	113,200	-
ASPEN CREEK RELIEF SEWER - ROW & EASEMENTS	S.1307	68,700	-
BAR SCREEN @ FIVE LIFT STATIONS - CONSTRUCTION	S.1504	1,484,800	-
BAR SCREEN @ FIVE LIFT STATIONS -ENGINEERING	S.1504	52,400	-
OAK CREST ADD COLL LINES - ENGINEERING	S.1603	99,100	-
HAIKEY CREEK TRUNK LINE - ENGINEERING	S.1605	40,700	-
ELM CREEK TRUNK LINE - CONSTRUCTION	S.1606	231,400	-
ORF 16-0005-CW			
HAIKEY CREEK - ACTIVATED SLUDGE AERATION - DESIGN	HC1702	449,500	-
HAIKEY CREEK FEB EXPANSION & PEW PS - CONSTRUCTION	HC1801	5,300,000	-
2017A OWRB FAP LOAN			
HAIKEY CREEK MAINTENANCE BUILDING - CONSTRUCTION	HC1701	360,000	-
HAIKEY CREEK MAINTENANCE BUILDING - DESIGN	HC1701	5,800	-
HAIKEY CREEK LIFT STATION - PHASE 3 FORCE MAIN - CONST	HC1802	4,500,000	-
GRIT REMOVAL REHAP - CONSTRUCTION	HC1803	1,600,000	-
GRIT REMOVAL REHAP - DESIGN	HC1803	150,000	-
HAIKEY CREEK - MISC ELECTRICAL PROJECTS	HC1901	400,000	-
2017B OWRB FAP LOAN			
209TH ST LIFT STATION - CONSTRUCTION	S.1608	489,400	-
209TH ST LIFT STATION - ENGINEERING	S.1608	8,000	-
C.L. TRUNK SEWER 91ST, LLTP - ROW & EASEMENTS	S.1609	568,800	-
C.L. TRUNK SEWER 91ST, LLTP - CONSTRUCTION	S.1609	778,000	-
LLWWTP - HEADWORKS - SCREENING & GRIT REMOVAL - CONST	S.1802	6,527,800	-
LLWWTP - DIGESTER REHABILITATION - CONSTRUCTION	165428	218,100	-
LLWWTP - HEADWORKS - ODOR CONTROL - ENGINEERING	S.1804	75,000	-
ORF 17-0005-CW			
LLWWTP WEST CLARIFIER - REHAB - CONSTRUCTION	S.1904	3,800,000	-
LLWWTP - DISINFECTION SYSTEM - ENGINEERING	S.1905	300,000	-
ELM CREEK SEWER PHASE 1 - ENGINEERING	S.1906	100,000	-
2019 OWRB FAP LOAN			
LL BASIN - ELM CREEK TRUNK SEWER REPLACE - ROW & EASE	S.1606	600,000	-
LL BASIN - LYNN LANE TRUNK SEWER REPLACE - CONSTRUCTION	S.1902	6,300,000	-
LL BASIN - COUNTY LINE TRUNK SEWER REPLACE - CONSTRUCTION	S.1903	8,000,000	-
TOTAL SEWER PROJECTS FINANCED BY LOANS		43,990,600	-
TOTAL LOAN PROJECTS		57,136,900	-

**BROKEN ARROW MUNICIPAL AUTHORITY
DEPARTMENTAL CAPITAL OUTLAY
FISCAL YEARS 2020 & 2021**

	PROJECT NUMBER	FISCAL YEAR	
		2020	2021
2021 PROJECTS:			
GENERAL SERVICES:			
OPERATIONS (5100):			
MAINTENANCE CENTER AND MET LOT REPAIRS		-	10,000
SANITATION (5125):			
2 SANITATION TRUCKS		-	370,000
8 YARD SANITATION TRUCK		-	98,000
		-	478,000
CONSTRUCTION AND ENGINEERING:			
CONSTRUCTION (5200):			
MISC TESTING EQUIPMENT		-	4,000
4WD CREW CAB TRUCK WITH TOOL BOX AND STEP RAILS		-	30,000
ENGINEERING (5205):			
TRAINING ROOM RENOVATIONS		-	10,000
MISCELLANEOUS SOFTWARE		-	2,500
STORMWATER (5210):			
MISC TESTING EQUIPMENT		-	3,000
NEW SUV VEHICLE		-	30,000
PLANNING (5215):			
CONSULTANT SERVICES-GIS SERVICES		-	80,000
		-	159,500
STREETS & STORMWATER:			
STORMWATER (5305):			
RUBBER TRACKS		-	8,000
DUMP TRUCK		-	135,000
2000 GALLON WATER TRUCK		-	95,000
STREET SWEEPER		-	330,000
BOBTAIL DUMP TRAILER		-	85,000
TRENCH ROLLER		-	34,000
DROP HAMMER FOR SKID STEER		-	9,000
1 TON CREW CAB FLATBED TRUCK		-	35,000
GRADALL EXCAVATOR		-	300,000
VARIOUS BRIDGE AND DRAINAGE		-	150,000
		-	1,181,000
TOTAL 2021 PROJECTS		-	1,818,500
TOTAL 2019 CARRYOVER		361,000	-
TOTAL 2020 PROJECTS		5,210,200	-
TOTAL LOAN PROJECTS		57,136,900	-
TOTAL 2021 PROJECTS		-	1,818,500
ALL PROJECTS		62,708,100	1,818,500

A large, stylized orange arrow points diagonally from the bottom-left towards the top-right. Behind the arrow is a large, light-orange circle. Several curved, orange lines sweep across the circle and arrow, creating a sense of motion or a stylized sunburst effect.

CITY OF BROKEN ARROW

OTHER FUNDS

FY2020 BUDGET

FY2021 FINANCIAL PLAN

**CITY OF BROKEN ARROW
FISCAL YEAR 2020 BUDGET & FISCAL YEAR 2021 FINANCIAL PLAN
EXCESS CAPACITY SEWER ESCROW
FUND 25**

Description:

A Special Revenue Fund which accounts for monies received from the development and construction industries.
These funds are used to construct excess capacity sewer lines.

DESCRIPTION	ACTUAL F/Y 2018	BUDGET F/Y 2019	ESTIMATED ACTUAL F/Y 2019	BUDGET F/Y 2020	FINANCIAL PLAN F/Y 2021
REVENUES :					
Charges for Services					
Excess Capacity Fees	145,786	150,000	411,850	178,900	182,478
Interest	572	500	1,000	1,000	1,000
TOTAL REVENUES	146,358	150,500	412,850	179,900	183,478
BEGINNING FUND BALANCE -					
Reserved for Capital Projects	745,934	892,292	892,292	1,305,142	1,235,042
TOTAL SOURCES	892,292	1,042,792	1,305,142	1,485,042	1,418,520
EXPENDITURES -					
Capital Projects	-	250,000	-	250,000	250,000
TOTAL EXPENDITURES	-	250,000	-	250,000	250,000
ENDING FUND BALANCE -					
Reserved for Capital Projects	892,292	792,792	1,305,142	1,235,042	1,168,520
ENDING FUND BALANCE	892,292	792,792	1,305,142	1,235,042	1,168,520

**CITY OF BROKEN ARROW
FISCAL YEAR 2020 BUDGET & FISCAL YEAR 2021 FINANCIAL PLAN
EXCESS CAPACITY SEWER ESCROW
FUND 25**

	PROJECT NUMBER	FISCAL YEAR	
		2020	2021
2020 & 2021 PROJECTS: PROJECTS TO BE DETERMINED	S.1901	250,000	250,000
		<u>250,000</u>	<u>250,000</u>
		<u><u>250,000</u></u>	<u><u>250,000</u></u>

**CITY OF BROKEN ARROW
FISCAL YEAR 2020 BUDGET & FISCAL YEAR 2021 FINANCIAL PLAN
STORMWATER CAPITAL
FUND 26**

Description:

A Special Revenue Fund to account for funds received in lieu of building a detention facility. These funds will be used for future or ongoing stormwater improvements and regional detention projects.

DESCRIPTION	ACTUAL F/Y 2018	BUDGET F/Y 2019	ESTIMATED ACTUAL F/Y 2019	BUDGET F/Y 2020	FINANCIAL PLAN F/Y 2021
REVENUES :					
Charges for Services					
Development Fees	287,842	300,000	175,000	220,578	224,990
Interest	617	600	1,000	1,000	1,000
TOTAL REVENUES	288,459	300,600	176,000	221,578	225,990
BEGINNING FUND BALANCE -					
Reserved for Capital Projects	1,234,435	1,351,478	1,351,478	1,096,878	787,956
TOTAL SOURCES	1,522,894	1,652,078	1,527,478	1,318,456	1,013,946
EXPENDITURES -					
Capital Outlay	171,416	445,600	430,600	530,500	325,000
TOTAL EXPENDITURES	171,416	445,600	430,600	530,500	325,000
ENDING FUND BALANCE -					
Reserved for Capital Projects	1,351,478	1,206,478	1,096,878	787,956	688,946
ENDING FUND BALANCE	1,351,478	1,206,478	1,096,878	787,956	688,946

**CITY OF BROKEN ARROW
FISCAL YEAR 2020 BUDGET & FISCAL YEAR 2021 FINANCIAL PLAN
CAPITAL OUTLAY
STORMWATER CAPITAL
FUND 26**

	PROJECT NUMBER	FISCAL YEAR	
		2020	2021
2019 PROJECT CARRYOVERS:			
HIGHLAND HILLS DRAINAGE	SW1919	15,000	-
2020 & 2021 PROJECTS:			
CONCRETE DITCH LINERS AT 81ST & 9TH	SW2002	105,000	-
CONCRETE DITCH LINER @ 131ST FROM DATE TO 1ST ST.	SW2003	85,500	-
BASS PRO MAINTENANCE AGREEMENT	SW1903	25,000	25,000
PROJECTS TO BE DETERMINED	SW1904	300,000	300,000
TOTAL CAPITAL OUTLAY		530,500	325,000

**CITY OF BROKEN ARROW
FISCAL YEAR 2020 BUDGET & FISCAL YEAR 2021 FINANCIAL PLAN
CONVENTION & VISITORS BUREAU
FUND 27**

Description:

A Special Revenue Fund which accounts for a four (4%) percent tax on hotel/motel room rentals. These funds are to be used to encourage, promote and foster, leisure, culture and tourism in Broken Arrow and is administered by the Convention & Visitors Bureau.

DESCRIPTION	ACTUAL F/Y 2018	BUDGET F/Y 2019	ESTIMATED ACTUAL F/Y 2019	BUDGET F/Y 2020	FINANCIAL PLAN F/Y 2021
REVENUE -					
Taxes	566,424	580,000	583,968	585,000	590,000
Interest	209	200	445	450	475
Miscellaneous	3,562	3,000	4,109	-	-
TOTAL REVENUES	570,195	583,200	588,522	585,450	590,475
BEGINNING FUND BALANCE	494,370	536,072	536,072	567,894	617,444
TOTAL SOURCES	1,064,565	1,119,272	1,124,594	1,153,344	1,207,919
EXPENDITURES -					
Other Services and Charges	300,180	301,750	325,200	303,400	295,900
Materials and Supplies	2,456	3,000	5,500	7,500	7,500
Capital Outlay	857	1,000	1,000	-	-
TOTAL EXPENDITURES	303,493	305,750	331,700	310,900	303,400
OTHER FINANCING USES -					
Transfers Out	225,000	225,000	225,000	225,000	225,000
ENDING FUND BALANCE	536,072	588,522	567,894	617,444	679,519

**CITY OF BROKEN ARROW, OKLAHOMA
FISCAL YEAR 2020 BUDGET & FISCAL YEAR 2021 FINANCIAL PLAN
CONVENTION AND VISITOR'S BUREAU
CAPITAL OUTLAY
FUND 27**

	PROJECT NUMBER	FISCAL YEAR	
		2020	2021
OTHER SERVICES & CHARGES:			
OTHER SERVICES & CHARGES		303,400	295,900
TOTAL OTHER SERVICES & CHARGES		303,400	295,900
MATERIALS & SUPPLIES:			
MATERIALS & SUPPLIES		7,500	7,500
TOTAL MATERIALS & SUPPLIES		7,500	7,500

**CITY OF BROKEN ARROW
FISCAL YEAR 2020 BUDGET & FISCAL YEAR 2021 FINANCIAL PLAN
SALES TAX CAPITAL IMPROVEMENT
FUND 30**

Description:

A Special Revenue Fund which accounts for the proceeds of a one-half cent sales tax restricted in use for capital improvements and debt service associated with capital improvements.

DESCRIPTION	ACTUAL F/Y 2018	BUDGET F/Y 2019	ESTIMATED ACTUAL F/Y 2019	BUDGET F/Y 2020	FINANCIAL PLAN F/Y 2021
REVENUES:					
Sales Tax	7,020,834	7,078,500	7,414,354	7,562,600	7,713,900
Intergovernmental	1,377,065	1,556,000	1,400,000	-	-
Interest	9,581	9,800	12,800	13,000	13,225
Dept of Transportation	300,456	-	-	-	-
Insurance Proceeds	6,395	-	23,400	-	-
Miscellaneous	10,060	-	65,400	-	-
TOTAL REVENUES:	8,724,391	8,644,300	8,915,954	7,575,600	7,727,125
TOTAL REVENUES AND OTHER FINANCING SOURCES	8,724,391	8,644,300	8,915,954	7,575,600	7,727,125
BEGINNING FUND BALANCE:					
Reserved for Capital Projects	5,684,919	8,859,752	8,859,752	9,284,206	7,004,565
Reserved for Debt Service	900,000	900,000	900,000	900,000	900,000
TOTAL FUND BALANCE	6,973,991	9,759,752	9,759,752	10,184,206	7,904,565
TOTAL AVAILABLE SOURCES	15,698,382	18,404,052	18,675,706	17,759,806	15,631,690
EXPENDITURES -					
Capital Projects	4,123,441	8,527,500	6,496,500	7,905,241	2,264,000
Debt Service	1,815,189	1,995,000	1,995,000	1,950,000	1,950,000
TOTAL EXPENDITURES	5,938,630	10,522,500	8,491,500	9,855,241	4,214,000
FUND BALANCE:					
Reserved for Capital Projects	8,859,752	7,176,552	9,284,206	7,004,565	10,517,690
Reserved for Debt Service	900,000	705,000	900,000	900,000	900,000
ENDING FUND BALANCE	9,759,752	7,881,552	10,184,206	7,904,565	11,417,690

**CITY OF BROKEN ARROW
FISCAL YEAR 2020 BUDGET & FISCAL YEAR 2021 FINANCIAL PLAN
CAPITAL OUTLAY
SALES TAX CAPITAL IMPROVEMENT
FUND 30**

	PROJECT NUMBER	FISCAL YEAR	
		2020	2021
CAPITAL OUTLAY:			
2019 PROJECT CARRYOVERS:			
CITY MANAGER:			
ECONOMIC DEVELOPMENT		1,000,000	-
		1,000,000	-
GENERAL GOVERNMENT CITY WIDE INFORMATION TECHNOLOGY:			
CONVERT OPENSKY CHANNEL TO P25	191709	125,000	-
BALLISTIC PANEL PROJECT	191212	20,000	-
FIBER PROJECTS	171102	180,000	-
		325,000	-
POLICE:			
POLICE VEHICLES	193001	42,000	-
		42,000	-
FIRE:			
FIRE STATION #3 REPLACE	163511	611,000	-
STATION #2 HVAC	183512	12,241	-
		623,241	-
PARKS:			
DOWNTOWN RECYCLING CONTAINERS	196016	12,000	-
NIENHUIS COMMUNITY CENTER FLOORING	196006	30,000	-
SMALL GREENHOUSE PACKAGE	196014	16,000	-
		58,000	-
STREETS:			
STREET DEPT ROOF REPLACE	185317	175,000	-
		175,000	-
TOTAL CARRYOVER		2,223,241	-

**CITY OF BROKEN ARROW
FISCAL YEAR 2020 BUDGET & FISCAL YEAR 2021 FINANCIAL PLAN
CAPITAL OUTLAY
SALES TAX CAPITAL IMPROVEMENT
FUND 30**

	PROJECT NUMBER	FISCAL YEAR	
		2020	2021
2020 PROJECTS:			
CITY MANAGER:			
INNOVATION DISTRICT FUNDING	201701	100,000	-
ECONOMIC DEVELOPMENT	191702	1,000,000	-
		1,100,000	-
HUMAN RESOURCES:			
ANNEX BUILDING ROOF REPLACEMENT	201101	10,000	-
		10,000	-
GENERAL GOVERNMENT CITYWIDE INFORMATION TECHNOLOGY:			
FIBER FROM STATION 6 TO TRAINING CENTER COMPLEX	201702	300,000	-
		300,000	-
INFORMATION TECHNOLOGY:			
HYPER-V CLUSTER REPLACEMENT	201201	60,000	-
SERVER REPLACEMENTS	201202	25,000	-
PC REPLACEMENTS	201203	80,000	-
NETWORK UPGRADES	201204	75,000	-
VIDEO STORAGE	201205	15,000	-
PROJECT TO BE DETERMINED	201206	50,000	-
RADIO SYSTEM LOGGING RECORDER	201207	95,000	-
RADIOS FOR INFORMATION TECHNOLOGY DEPARTMENT	201208	47,000	-
MISC TOOLS	201209	5,000	-
		452,000	-
COMMUNITY DEVELOPMENT:			
PLACEMAKING (1405):			
SMALL AREA/NEIGHBORHOOD IMPROVEMENT PLAN	201401	85,000	-
ZONING CODE	201402	40,000	-
PLANNING & DEVELOPMENT (1410):			
DIGITAL PLAN REVIEW SOFTWARE AND EQUIPMENT	201403	20,000	-
NEIGHBORHOOD ENGAGEMENT (1415):			
1/2 TON SHORT BED EXTENDED CAB PICKUP WITH SIDE STEPS	201404	28,000	-
		173,000	-
GENERAL GOVERNMENT:			
CARPETTING OF DEVELOPMENT SERVICES AND CITY CLERK	201703	55,000	-
CITY HALL SOUTH END ROOF	201704	100,000	-
ROSE DISTRICT BANNERS	191703	25,000	-
		180,000	-
CITY CLERK:			
REMODEL OF COURT ROOM	201801	65,000	-
		65,000	-
POLICE:			
POLICE VEHICLES (9)	203001	470,000	-
		470,000	-

**CITY OF BROKEN ARROW
FISCAL YEAR 2020 BUDGET & FISCAL YEAR 2021 FINANCIAL PLAN
CAPITAL OUTLAY
SALES TAX CAPITAL IMPROVEMENT
FUND 30**

	PROJECT NUMBER	FISCAL YEAR	
		2020	2021
2020 PROJECTS (CONTINUED):			
FIRE:			
STATION 2 FOUNDATION REPAIR	203501	400,000	-
AMBULANCE LEASE PAYMENT	173512	200,000	-
ADDITION OF 3 AMBULANCES-LEASE PURCHASE	203502	250,000	-
STAFF VEHICLES-TRUCK/SUV	203503	45,000	-
STAFF VEHICLES-TRUCK/SUV	203504	45,000	-
DEFIBRILLATORS	203505	126,000	-
BUNKER GEAR	203506	70,000	-
SUPPRESSION EQUIP REPLACEMENT-HOSE & OTHER EQUIP	203507	10,000	-
FACILITY REMODEL/REPAIR	203508	33,000	-
FIRE STATION FURNISHINGS (E.G. BEDS, FURNITURE, APPLIANCES)	203509	5,000	-
PSC SIGNAGE	203510	25,000	-
		1,209,000	-
CEMETERY:			
UTILITY VEHICLE	205113	30,000	-
		30,000	-
STREETS:			
HYDRAULIC ARTICULATING SNOW PLOWS (3)	205318	45,000	-
STAINLESS STEEL SAND SPREADERS (3)	205319	55,000	-
DUMP TRUCKS (2)	205320	300,000	-
ELETRICAL PLUG-IN FOR PATCH TRUCKS	205321	25,000	-
54" COMBINATION VIBRATORY COMPACTOR	205322	65,000	-
CAB BELLY BROOM STREET SWEEPER	205323	60,000	-
TRACK PADS FOR JOHN DEERE EXCAVATOR	205324	9,500	-
MOBILE RADIOS (5)	205325	31,000	-
SOFTWARE UPDATE FOR SIGN MAKING EQUIPMENT	205326	6,000	-
UPGRADES TO NEW FACILITY	205327	140,000	-
ASSET MANAGEMENT AND WORK ORDER SOFTWARE	205328	40,000	-
DATABASE DEVELOPMENT	205329	50,000	-
PAVEMENT MANAGEMENT ASSESSMENT	205330	50,000	-
CREW CAB HALF TON PICKUP TRUCKS (2)	205331	75,000	-
3/4 TON STANDARD CAB PICKUP TRUCK WITH 8' BED	205332	40,000	-
		991,500	-

**CITY OF BROKEN ARROW
FISCAL YEAR 2020 BUDGET & FISCAL YEAR 2021 FINANCIAL PLAN
CAPITAL OUTLAY
SALES TAX CAPITAL IMPROVEMENT
FUND 30**

	PROJECT NUMBER	FISCAL YEAR	
		2020	2021
2020 PROJECTS (CONTINUED):			
PARKS:			
NPCC FLOORING REPAIR	206001	30,000	-
BOBTAIL DUMP TRUCK	206002	80,000	-
WIDE AREA MOWER	206003	98,000	-
SMALL UTILITY TRACTOR	206004	27,000	-
3/4 TON PICKUP	206005	29,000	-
ADMINISTRATION OFFICE VEHICLE	206006	28,000	-
PRIMARY BASKETBALL GOALS AT CPCC GYM #1	206007	18,000	-
COMPUTER AND PRINTERS FOR POOLS	206008	8,000	-
8' ZTR MOWER	206009	25,000	-
REPLACEMENT SECURITY CAMERAS AT RAY HARRAL NATURE CENTER	206010	8,000	-
REPLACEMENT SECURITY CAMERAS AT FAMILY AQUATIC CENTER	206011	6,000	-
REPLACEMENT SECURITY CAMERAS AT COUNTRY AIRE POOL	206012	7,500	-
REPLACEMENT SECURITY CAMERAS AT CPCC	206013	18,000	-
REPLACEMENT SECURITY CAMERAS AT NPCC	206014	14,000	-
REFINISH WOODEN GYM FLOORS	206015	8,000	-
PAINT CPCC INTERIOR GYM WALLS	206016	18,000	-
ADDITIONAL ROSE DISTRICT CHRISTMAS DECORATIONS	206017	20,000	-
MAIN PLACE SENIOR CENTER ROOF REPLACEMENT	206018	48,000	-
WEST SOCCER HVAC UNIT REPLACEMENT	206019	16,000	-
COMMUNITY PLAYHOUSE HVAC UNIT REPLACEMENTS	206020	75,000	-
		581,500	-
BATTLE CREEK:			
REEL AND BEDKNIFE GRINDER AT BCGC	BC2001	60,000	-
BUNKER LINER/SAND	BC2002	20,000	-
CLUBHOUSE CARPET	BC2003	10,500	-
TRIM REPAIR AND REPAINTING OF CART BARN	BC2004	11,500	-
REPAINT GRILL AREA	BC2005	4,200	-
REPAINT IN CLUBHOUSE	BC2006	3,500	-
CLUBHOUSE FRONT GATES	BC2007	5,000	-
WINDOW TINTING	BC2008	2,500	-
REFRIGERATION UNIT #1	BC2009	2,800	-
		120,000	-
TOTAL 2020 PROJECTS		5,682,000	-

**CITY OF BROKEN ARROW
FISCAL YEAR 2020 BUDGET & FISCAL YEAR 2021 FINANCIAL PLAN
CAPITAL OUTLAY
SALES TAX CAPITAL IMPROVEMENT
FUND 30**

	PROJECT NUMBER	FISCAL YEAR	
		2020	2021
2021 PROJECTS:			
CITY MANAGER:			
ECONOMIC DEVELOPMENT		-	1,000,000
		-	1,000,000
INFORMATION TECHNOLOGY:			
SERVER REPLACEMENTS		-	25,000
PC REPLACEMENTS		-	80,000
NETWORK UPGRADES		-	75,000
REPLACE SUMO ON REPLICA CLUSTER		-	60,000
VIDEO STORAGE		-	15,000
PROJECT TO BE DETERMINED		-	50,000
ARIAL WORK TRUCK		-	150,000
		-	455,000
COMMUNITY DEVELOPMENT:			
NEIGHBORHOOD ENGAGEMENT (1415):			
1/2 TON SHORT BED REGULAR CAB 4WD PICKUP WITH SIDE STEPS		-	28,000
1/2 TON SHORT BED REGULAR CAB 4WD PICKUP WITH SIDE STEPS		-	28,000
1/2 TON SHORT BED REGULAR CAB 4WD PICKUP WITH SIDE STEPS		-	28,000
		-	84,000
FIRE:			
AMBULANCE PAYMENT		-	450,000
TRUCK		-	45,000
TRUCK		-	45,000
DEFIBRILLATORS		-	126,000
BUNKER GEAR		-	70,000
SUPPRESSION EQUIP REPLACEMENT - HOSE AND OTHER EQUIP		-	10,000
FACILITY REMODEL/REPAIR		-	33,000
FIRE STATION FURNISHINGS (E.G. BEDS, FURNITURE, APPLIANCES)		-	5,000
		-	784,000
STREETS:			
TRAINING CLASSES		-	15,000
PAVEMENT MANAGEMENT ASSESSMENT		-	50,000
DUMP TRUCKS (2)		-	300,000
WHEEL LOADER		-	230,000
HYDRACULIC ARTICULATING SNOW PLOWS (3)		-	45,000
STAINLESS STEEL SAND SPREADERS (3)		-	55,000
PATCH TRUCK		-	210,000
MOBILE RADIOS (3)		-	15,000
SKID STEER COLLECTOR SWEEPER BUCKET		-	7,500
PATCH TRUCK ROLLER		-	7,500
		-	935,000

**CITY OF BROKEN ARROW
FISCAL YEAR 2020 BUDGET & FISCAL YEAR 2021 FINANCIAL PLAN
CAPITAL OUTLAY
SALES TAX CAPITAL IMPROVEMENT
FUND 30**

	PROJECT NUMBER	FISCAL YEAR	
		2020	2021
2021 PROJECTS (CONTINUED):			
PARKS:			
AERIAL LIFT TRUCK		-	125,000
WIDE AREA MOWER		-	100,000
RESURFACE WATERSLIDES AT NIENHUIS AQUATIC FACILITY		-	60,000
NIENHUIS WATER HEATER REPLACEMENTS		-	6,500
REFINISH WOODEN GYM FLOORS		-	8,000
DIVING BOARDS FOR FAMILY AQUATIC CENTER		-	8,000
TWO REPLACEMENT ZERO TURN MOWERS		-	30,000
UTILITY TRAILER		-	7,500
3/4 TON PICKUP		-	30,000
REPLACEMENT VEHICLE FOR SPECIAL EVENT STAFF		-	21,000
NIENHUIS COMMUNITY CENTER SOFFIT REPAIR		-	4,000
TRAIL CAMERAS		-	13,500
SURFACE SEAL NIENHUIS WALKING TRAIL		-	16,000
CHRISTMAS DECORATIONS FOR ROSE DISTRICT		-	6,000
ELECTRONIC SIGNAGE BOARDS		-	4,000
CPCC HVAC REPLACEMENT		-	20,000
MAIN PLACE BINGO HALL HVAC REPLACEMENT		-	16,000
MAIN PLACE CRAFT ROOM HVAC REPLACEMENT		-	16,000
		-	491,500
2021 PROJECTS (CONTINUED):			
BATTLE CREEK:			
GREENSMOWER		-	30,000
REPLACEMENT OF FAIRWAY UNIT		-	40,000
CART PATH REPAIRS		-	16,000
PARKING LOT MAINTENANCE		-	10,000
AIR CONDITIONING UNIT REPLACEMENTS		-	7,200
ICE MACHINE REPLACEMENT		-	5,000
KEGERATOR REPLACEMENT		-	3,000
REFRIGERATION UNIT #2		-	2,800
REPAINT EXTERIOR OF BANQUET FACILITY		-	6,000
		-	120,000
TOTAL 2021 PROJECTS		-	2,264,000
TOTAL 2019 CARRYOVER		2,223,241	-
TOTAL 2020 PROJECTS		5,682,000	-
TOTAL 2021 PROJECTS		-	2,264,000
ALL PROJECTS		7,905,241	2,264,000

**CITY OF BROKEN ARROW
FISCAL YEAR 2020 BUDGET & FISCAL YEAR 2021 FINANCIAL PLAN
POLICE ENHANCEMENT
FUND 31**

Description:

A Special Revenue Fund which accounts for moneys received from Federal, State and Local Law Enforcement Agencies related to forfeitures from drug enforcement. These funds are limited in use for Police Department and/or drug enforcement activities depending upon the source of funds.

DESCRIPTION	ACTUAL F/Y 2018	BUDGET F/Y 2019	ESTIMATED ACTUAL F/Y 2019	BUDGET F/Y 2020	FINANCIAL PLAN F/Y 2021
REVENUES:					
Intergovernmental					
Federal Forfeitures	119,308	50,000	35,000	45,000	50,000
Other Forfeitures	13,000	2,000	2,500	2,500	2,500
State Forfeitures	26,736	20,000	10,000	10,000	10,000
Interest	458	400	-	-	-
TOTAL REVENUES	159,502	72,400	47,500	57,500	62,500
BEGINNING FUND BALANCE	105,517	217,592	217,592	185,192	91,092
TOTAL SOURCES	265,019	289,992	265,092	242,692	153,592
EXPENDITURES -					
Other Services and Charges					
Other Services and Charges - Federal	36,004	71,000	35,000	70,000	70,000
Other Services and Charges - Other	4,501	22,200	5,100	19,200	19,200
Material and Supplies					
Material and Supplies - Federal	1,222	40,000	10,000	40,000	40,000
Material and Supplies - Other		1,800	3,300	2,400	2,400
Capital Outlay					
Capital Outlay - Federal	5,700	20,000	26,500	20,000	20,000
Capital Outlay - Other	-	-	-	-	-
TOTAL EXPENDITURES & USES	47,427	155,000	79,900	151,600	151,600
ENDING FUND BALANCE	217,592	134,992	185,192	91,092	1,992

**CITY OF BROKEN ARROW
FISCAL YEAR 2020 BUDGET & FISCAL YEAR 2021 FINANCIAL PLAN
CAPITAL OUTLAY
POLICE ENHANCEMENT FUND
FUND 31**

	PROJECT NUMBER	FISCAL YEAR	
		2020	2021
CAPITAL OUTLAY:			
2020 PROJECTS:			
PROJECT TO BE DETERMINED	193019	20,000	20,000
TOTAL CAPITAL OUTLAY		20,000	20,000

**CITY OF BROKEN ARROW
FISCAL YEAR 2020 BUDGET & FISCAL YEAR 2021 FINANCIAL PLAN
PARK AND RECREATION CAPITAL IMPROVEMENT
FUND 32**

Description:

A Special Revenue Fund which accounts for an impact fee charged to builders on the construction of new residences.
These fees are restricted in use for park and recreation capital improvements.

DESCRIPTION	ACTUAL F/Y 2018	BUDGET F/Y 2019	ESTIMATED ACTUAL F/Y 2019	BUDGET F/Y 2020	FINANCIAL PLAN F/Y 2021
REVENUES:					
Charges for Service					
Parks & Recreation	156,865	170,000	162,480	165,000	170,000
Intergovernmental	-	-	-	-	-
Interest	408	600	500	500	500
Miscellaneous	30,658	30,000	30,000	30,000	30,000
TOTAL REVENUES	187,931	200,600	192,980	195,500	200,500
BEGINNING FUND BALANCE -					
Reserved for Capital Projects	798,257	604,898	604,898	444,792	287,292
TOTAL SOURCES	986,188	805,498	797,878	640,292	487,792
EXPENDITURES -					
Capital Projects	381,290	607,750	353,086	353,000	356,000
TOTAL EXPENDITURES	381,290	607,750	353,086	353,000	356,000
ENDING FUND BALANCE -					
Reserved for Capital Projects	604,898	197,748	444,792	287,292	131,792

**CITY OF BROKEN ARROW
FISCAL YEAR 2020 BUDGET & FISCAL YEAR 2021 FINANCIAL PLAN
CAPITAL OUTLAY
PARK AND RECREATION CAPITAL IMPROVEMENT
FUND 32**

	PROJECT NUMBER	FISCAL YEAR	
		2020	2021
CAPITAL OUTLAY:			
2020 PROJECTS:			
ARROWHEAD SOFTBALL CONCESSION/RESTROOM	176036	150,000	-
ELECTRIC CABINETS FOR EVENTS PARK	206022	80,000	-
SURFACE SEAL ARROWHEAD SOFTBALL COMPLEX PARKING LOT	206023	38,000	-
PLASTIC PLAYGROUND COMPONENT REPLACEMENTS	206024	20,000	-
RESURFACE TIMBERBROOK TENNIS COURT	206025	15,000	-
CONCRETE SIDEWALK INSTALLATION AT EVENTS PARK	206026	15,000	-
2-5 YR PLAYGROUND EQUIPMENT FOR C. AIRE PARK	206027	25,000	-
SUPPLEMENTAL ELECTRIC AT ROSE DISTRICT PAVILION	206028	10,000	-
2021 PROJECTS:			
ENTRANCE SIGN/MESSAGE BOARD FOR EVENTS PARK		-	120,000
RETRO-FIT NEW HID LIGHTING ON SOCCER FIELDS 37 & 39		-	180,000
PLASTIC PLAYGROUND COMPONENT REPLACEMENTS		-	20,000
SHADE STRUCTURE AT FAMILY AQUATIC CENTER		-	36,000
TOTAL PARK AND RECREATION CAPITAL IMPROVEMENTS		353,000	356,000

**CITY OF BROKEN ARROW
FISCAL YEAR 2020 BUDGET & FISCAL YEAR 2021 FINANCIAL PLAN
CEMETERY CARE
FUND 33**

Description:

A Special Revenue Fund which accounts for 12.5% of cemetery revenue restricted by State law as well as an additional 12.5% contributed by the City to provide funds for capital improvements at the City cemetery.

DESCRIPTION	ACTUAL F/Y 2018	BUDGET F/Y 2019	ESTIMATED ACTUAL F/Y 2019	BUDGET F/Y 2020	FINANCIAL PLAN F/Y 2021
REVENUES :					
Charges For Services					
Cemetery	42,465	40,000	42,000	42,000	43,000
Miscellaneous	-	-	2,488	-	-
Interest	159	200	250	250	250
TOTAL REVENUES	42,624	40,200	44,738	42,250	43,250
BEGINNING FUND BALANCE -					
Reserved for Capital Projects	303,913	324,413	324,413	276,151	318,401
TOTAL SOURCES	346,537	364,613	369,151	318,401	361,651
EXPENDITURES -					
Capital Outlay	22,124	93,000	93,000	-	-
TOTAL EXPENDITURES	22,124	93,000	93,000	-	-
ENDING FUND BALANCE -					
Reserved for Capital Projects	324,413	271,613	276,151	318,401	361,651

**CITY OF BROKEN ARROW
FISCAL YEAR 2020 BUDGET & FISCAL YEAR 2021 FINANCIAL PLAN
STREET AND ALLEY
FUND 34**

Description:

A Special Revenue Fund which accounts for the City's share of state collected commercial vehicle and gasoline excise taxes. Monies received by this fund are transferred to the General Fund to be used for street and alley repairs and maintenance.

DESCRIPTION	ACTUAL F/Y 2018	BUDGET F/Y 2019	ESTIMATED ACTUAL F/Y 2019	BUDGET F/Y 2020	FINANCIAL PLAN F/Y 2021
REVENUES:					
Intergovernmental	1,006,756	1,000,000	1,005,000	1,010,000	1,015,000
Interest	598	700	650	650	650
TOTAL REVENUES	1,007,354	1,000,700	1,005,650	1,010,650	1,015,650
BEGINNING FUND BALANCE	1,164,762	1,426,793	1,426,793	1,537,443	1,448,093
TOTAL AVAILABLE SOURCES	2,172,116	2,427,493	2,432,443	2,548,093	2,463,743
EXPENDITURES -					
Capital Outlay	25,323	175,000	175,000	100,000	100,000
TOTAL EXPENDITURES	25,323	175,000	175,000	100,000	100,000
OTHER FINANCING USES -					
Transfers Out	720,000	720,000	720,000	1,000,000	1,000,000
TOTAL OTHER FINANCING USES	720,000	720,000	720,000	1,000,000	1,000,000
TOTAL EXPENDITURES & USES	745,323	895,000	895,000	1,100,000	1,100,000
ENDING FUND BALANCE	1,426,793	1,532,493	1,537,443	1,448,093	1,363,743

**CITY OF BROKEN ARROW
FISCAL YEAR 2020 BUDGET & FISCAL YEAR 2021 FINANCIAL PLAN
STREET AND ALLEY
FUND 34**

		FISCAL YEAR	
		2020	2021
2020 & 2021 PROJECTS:			
	PROJECTS TO BE DETERMINED	100,000	100,000
		<u>100,000</u>	<u>100,000</u>

205333

**CITY OF BROKEN ARROW
FISCAL YEAR 2020 BUDGET & FISCAL YEAR 2021 FINANCIAL PLAN
HOUSING AND URBAN DEVELOPMENT
FUND 35**

Description:

A Special Revenue Fund which accounts for monies received from the Department of Housing and Urban Development for the Community Development Block Program. Expenditures in this fund are restricted to approved eligible programs designed to benefit citizens in the low to moderate income levels.

DESCRIPTION	ACTUAL F/Y 2018	BUDGET F/Y 2019	ESTIMATED ACTUAL F/Y 2019	BUDGET F/Y 2020	FINANCIAL PLAN F/Y 2021
REVENUES:					
Intergovernmental	431,350	665,532	267,782	927,485	461,210
TOTAL REVENUES	431,350	665,532	267,782	927,485	461,210
BEGINNING FUND BALANCE	236,272	60,825	60,825	263,157	263,157
TOTAL AVAILABLE SOURCES	667,622	726,357	328,607	1,190,642	724,367
EXPENDITURES -					
Other Services and Charges	58,099	61,502	65,450	69,210	69,210
Capital Projects	548,698	604,030	-	858,275	392,000
TOTAL EXPENDITURES	606,797	665,532	65,450	927,485	461,210
ENDING FUND BALANCE	60,825	60,825	263,157	263,157	263,157

**CITY OF BROKEN ARROW
FISCAL YEAR 2020 BUDGET & FISCAL YEAR 2021 FINANCIAL PLAN
CAPITAL OUTLAY
HOUSING AND URBAN DEVELOPMENT
FUND 35**

		FISCAL YEAR	
		2020	2021
OTHER SERVICES & CHARGES:			
OTHER SERVICES & CHARGES		69,210	69,210
TOTAL OTHER SERVICES & CHARGES		69,210	69,210
CAPITAL OUTLAY:			
DETROIT ST REHAB-9TH TO 4TH	ST2032	392,196	-
DETROIT ST REHAB-4TH TO 1ST	ST2033	466,079	-
HOUSING REHAB		-	392,000
TOTAL CAPITAL OUTLAY		858,275	392,000

CITY OF BROKEN ARROW
FISCAL YEAR 2020 BUDGET & FISCAL YEAR 2021 FINANCIAL PLAN
E-911
FUND 36

Description:

A Special Revenue Fund which accounts for a total 5% fee for Enhanced 911 service to the citizens of Broken Arrow which are restricted solely for public safety. A portion of this fee, 3%, is used to participate in the funding of the operations of the Communications Division within the Police Department through a transfer from this fund to the General Fund. The remaining 2% is to recover costs associated with the upgrading of emergency services equipment.

DESCRIPTION	ACTUAL F/Y 2018	BUDGET F/Y 2019	ESTIMATED ACTUAL F/Y 2019	BUDGET F/Y 2020	FINANCIAL PLAN F/Y 2021
REVENUES:					
Charges for Services	1,087,957	1,120,000	1,102,777	1,100,000	1,150,000
Interest	857	900	1,200	1,200	1,200
TOTAL REVENUES	1,088,814	1,120,900	1,103,977	1,101,200	1,151,200
BEGINNING FUND BALANCE	1,636,687	1,927,808	1,927,808	2,272,285	1,103,485
TOTAL AVAILABLE SOURCES	2,725,501	3,048,708	3,031,785	3,373,485	2,254,685
EXPENDITURES -					
Capital Outlay	77,693	30,000	39,500	1,550,000	30,000
TOTAL EXPENDITURES	77,693	30,000	39,500	1,550,000	30,000
OTHER FINANCING USES -					
Transfers Out	720,000	720,000	720,000	720,000	720,000
TOTAL EXPENDITURES & USES	797,693	750,000	759,500	2,270,000	750,000
ENDING FUND BALANCE	1,927,808	2,298,708	2,272,285	1,103,485	1,504,685

CITY OF BROKEN ARROW
FISCAL YEAR 2020 BUDGET & FISCAL YEAR 2021 FINANCIAL PLAN
CAPITAL OUTLAY
E-911
FUND 36

	PROJECT NUMBER	FISCAL YEAR	
		2020	2021
CAPITAL OUTLAY:			
2020 & 2021 PROJECTS:			
ENTERPRISE RESOUCCE PLANNING SOFTWARE	203002	1,500,000	-
SYMPHONY RADIO CONSOLE FOR EOC	203003	50,000	-
PROJECT TO BE DETERMINED			30,000
TOTAL CAPITAL OUTLAY		1,550,000	30,000

**CITY OF BROKEN ARROW
FISCAL YEAR 2020 BUDGET & FISCAL YEAR 2021 FINANCIAL PLAN
CRIME PREVENTION
FUND 37**

Description:

A Special Revenue Fund which accounts for funds received through grants from the U.S. Department of Justice. These funds are restricted in use by the provisions within each grant to provide various public safety related activities.

DESCRIPTION	ACTUAL F/Y 2018	BUDGET F/Y 2019	ESTIMATED ACTUAL F/Y 2019	BUDGET F/Y 2020	FINANCIAL PLAN F/Y 2021
REVENUES:					
Intergovernmental	63,930	106,600	85,000	85,000	85,000
Interest	219	100	250	250	250
TOTAL REVENUES	64,149	106,700	85,250	85,250	85,250
BEGINNING FUND BALANCE	236,476	216,844	216,844	179,394	166,244
TOTAL AVAILABLE SOURCES	300,625	323,544	302,094	264,644	251,494
EXPENDITURES:					
Other Services and Charges	49,430	71,300	76,200	77,100	83,100
Materials & Supplies	34,351	35,300	46,500	21,300	21,300
TOTAL EXPENDITURES	83,781	106,600	122,700	98,400	104,400
ENDING FUND BALANCE	216,844	216,944	179,394	166,244	147,094

**CITY OF BROKEN ARROW
FISCAL YEAR 2020 BUDGET & FISCAL YEAR 2021 FINANCIAL PLAN
CRIME PREVENTION
FUND 37**

	PROJECT NUMBER	FISCAL YEAR	
		2020	2021
OTHER SERVICES AND CHARGES:			
OTHER SERVICES AND CHARGES		77,100	83,100
		<u>77,100</u>	<u>83,100</u>
MATERIALS & SUPPLIES:			
MATERIALS & SUPPLIES		21,300	21,300
		<u>21,300</u>	<u>21,300</u>

**CITY OF BROKEN ARROW
FISCAL YEAR 2020 BUDGET & FISCAL YEAR 2021 FINANCIAL PLAN
BATTLE CREEK GOLF COURSE
FUND 40**

Description:

A Municipal Golf Course previously operated by the Broken Arrow Public Golf Authority. In March, 2006 the Authority was dissolved and the operation of the golf course became part of the City. It is a "governmental" type fund but accounted for as an "enterprise" or business type fund.

DESCRIPTION	ACTUAL 2018	BUDGET 2019	ESTIMATED ACTUAL 2019	BUDGET 2020	FINANCIAL PLAN 2021
REVENUES:					
Golf Course Revenue	1,281,114	1,585,019	1,400,000	1,551,900	1,601,400
TOTAL REVENUE	1,281,114	1,585,019	1,400,000	1,551,900	1,601,400
BEGINNING FUND BALANCE	31,538	48,474	48,474	48,474	49,874
TOTAL SOURCES	1,312,652	1,633,493	1,448,474	1,600,374	1,651,274
EXPENDITURES:					
Other Services & Charges	1,000,000	1,153,859	1,000,000	1,150,500	1,200,000
Materials & Supplies	264,178	400,000	400,000	400,000	400,000
TOTAL OPERATING EXPENDITURES	1,264,178	1,553,859	1,400,000	1,550,500	1,600,000
TOTAL EXPENDITURES	1,264,178	1,553,859	1,400,000	1,550,500	1,600,000
TOTAL ENDING FUND BALANCE	48,474	79,634	48,474	49,874	51,274

**CITY OF BROKEN ARROW
FISCAL YEAR 2020 BUDGET & FISCAL YEAR 2021 FINANCIAL PLAN
ALCOHOL ENFORCEMENT
FUND 41**

Description:

A Special Revenue Fund which accounts for funds received and expended for education, prevention and enforcement of underage drinking.

DESCRIPTION	ACTUAL 2018	BUDGET 2019	ESTIMATED ACTUAL 2019	BUDGET 2020	FINANCIAL PLAN 2021
REVENUES:					
Fines, Forfeitures & Assessments	7,519	10,000	7,500	7,500	7,500
Interest	46	100	50	55	55
TOTAL REVENUES	7,565	10,100	7,550	7,555	7,555
BEGINNING FUND BALANCE	90,491	93,952	93,952	91,502	79,057
TOTAL SOURCES	98,056	104,052	101,502	99,057	86,612
EXPENDITURES:					
Other Services and Charges	3,471	5,000	2,000	5,000	5,000
Materials & Supplies	633	15,000	8,000	15,000	15,000
TOTAL EXPENDITURES	4,104	20,000	10,000	20,000	20,000
ENDING FUND BALANCE	93,952	84,052	91,502	79,057	66,612

**CITY OF BROKEN ARROW
FISCAL YEAR 2020 BUDGET & FISCAL YEAR 2021 FINANCIAL PLAN
ALCOHOL ENFORCEMENT
FUND 41**

	PROJECT NUMBER	FISCAL YEAR	
		2020	2021
OTHER SERVICES & CHARGES:			
OTHER SERVICES & CHARGES		5,000	5,000
		<u>5,000</u>	<u>5,000</u>
MATERIALS & SUPPLIES:			
MATERIALS & SUPPLIES		15,000	15,000
		<u>15,000</u>	<u>15,000</u>

**CITY OF BROKEN ARROW
FISCAL YEAR 2020 BUDGET & FISCAL YEAR 2021 FINANCIAL PLAN
STREET LIGHT FUND
FUND 42**

Description:

A Special Revenue Fund which accounts for funds received and expended for operating and capital costs associated with street lights.

DESCRIPTION	ACTUAL 2018	BUDGET 2019	ESTIMATED ACTUAL 2019	BUDGET 2020	FINANCIAL PLAN 2021
REVENUES:					
Street Light Fee	573,916	600,000	675,000	680,000	685,000
Interest	504	600	550	600	600
TOTAL REVENUES	574,420	600,600	675,550	680,600	685,600
BEGINNING FUND BALANCE	1,222,953	884,580	884,580	145,694	175,294
TOTAL SOURCES	1,797,373	1,485,180	1,560,130	826,294	860,894
EXPENDITURES:					
Other Services and Charges	352,354	390,000	461,000	460,000	466,000
Materials & Supplies	130,681	183,000	176,900	191,000	202,000
Capital Outlay	429,758	776,536	776,536	*	145,000
TOTAL EXPENDITURES	912,793	1,349,536	1,414,436	651,000	813,000
ENDING FUND BALANCE	884,580	135,644	145,694	175,294	47,894

*ALL PROJECTS WERE MOVED TO FUND 43 FOR 2020 DUE TO LOW FUND BALANCE

**CITY OF BROKEN ARROW
FISCAL YEAR 2020 BUDGET & FISCAL YEAR 2021 FINANCIAL PLAN
CAPITAL OUTLAY
STREET LIGHT FUND
FUND 42**

	PROJECT NUMBER	FISCAL YEAR	
		2020	2021
OTHER SERVICES & CHARGES:			
OTHER SERVICES & CHARGES		460,000	466,000
TOTAL OTHER SERVICES & CHARGES		460,000	466,000
MATERIALS & SUPPLIES:			
MATERIALS & SUPPLIES		191,000	202,000
TOTAL MATERIALS & SUPPLIES		191,000	202,000
2021 PROJECTS:			
SOUTH OLIVE AVENUE AND WEST NEW ORLEANS STREET		-	16,500
SOUTH OLIVE AVENUE AND WEST WASHINGTON STREET		-	33,500
SOUTH OLIVE AVENUE AND WEST FLORENCE STREET		-	16,500
SOUTH OLIVE AVENUE AND WEST HOUSTON STREET		-	3,000
NORTH OLIVE AVENUE AND WEST KENOSHA STREET		-	21,000
NORTH ELM PLACE AND EAST ALBANY STREET		-	21,000
NORTH 23RD STREET AND EAST KENOSHA STREET		-	17,000
SOUTH 9TH STREET AND EAST HOUSTON STREET		-	16,500
		-	145,000
TOTAL CAPITAL OUTLAY		-	145,000
FUTURE PROJECTS:			

**CITY OF BROKEN ARROW
FISCAL YEAR 2020 BUDGET & FISCAL YEAR 2021 FINANCIAL PLAN
STREET SALES TAX FUND
FUND 43**

Description:

A Special Revenue Fund created for the purpose of improving, constructing and maintaining City streets, sidewalks and related stormwater improvements, including the acquisition and replacement of machinery, equipment and materials, and including the installation of traffic controls devices and signalization. The funding for this fund came from a Twenty-five Hundredths of one percent (0.25%) tax that was effective January 1, 2017.

FINANCIAL HIGHLIGHTS

DESCRIPTION	ACTUAL 2018	BUDGET 2019	ESTIMATED ACTUAL 2019	BUDGET 2020	FINANCIAL PLAN 2021
REVENUES:					
Sales Tax	3,554,639	3,541,800	3,706,963	3,781,100	3,856,800
Interest	2,663	2,500	3,200	3,500	3,600
Miscellaneous	-	-	36,400	-	-
TOTAL REVENUE	3,557,302	3,544,300	3,746,563	3,784,600	3,860,400
BEGINNING FUND BALANCE	1,670,098	4,089,202	4,089,202	1,830,265	255,265
TOTAL SOURCES	5,227,400	7,633,502	7,835,765	5,614,865	4,115,665
EXPENDITURES:					
Materials & Supplies	4,034	-	-	-	-
Capital Outlay	1,134,164	6,783,500	6,005,500	5,359,600	2,654,900
TOTAL EXPENDITURES	1,138,198	6,783,500	6,005,500	5,359,600	2,654,900
ENDING FUND BALANCE	4,089,202	850,002	1,830,265	255,265	1,460,765

**CITY OF BROKEN ARROW
FISCAL YEAR 2020 BUDGET & FISCAL YEAR 2021 FINANCIAL PLAN
CAPITAL OUTLAY
STREET SALES TAX FUND
FUND 43**

	PROJECT NUMBER	FISCAL YEAR	
		2020	2021
CAPITAL OUTLAY:			
2019 PROJECTS:			
2019 CARRYOVER STREET PROJECTS:			
WEDGEWOOD	ST1902	394,000	-
VANDEVER 6TH	ST1910	134,000	-
ASPEN POND	ST1912	50,000	-
FORREST RIDGE	ST1917	50,000	-
MILLCENT POND	ST1918	50,000	-
SOUTH BROOK	ST1919	50,000	-
STACY LYNN VI	ST1920	50,000	-
		778,000	-
2020 & 2021 PROJECTS:			
SIGNALIZATION:			
NORTH ELM PLACE AND HIGHWAY 51 (B.A. EXPRESSWAY)	TS1902	250,000	-
SOUTH OLIVE AVENUE AND CREEK TURNPIKE		-	250,000
EVANS ROAD & HIGHWAY 51	TS2001	110,000	-
NORTH 23RD STREET AND EAST ALBANY STREET	TS2002	32,000	-
SOUTH MAIN STREET AND WEST PITTSBURG PLACE	TS2003	37,000	-
SOUTH ASPEN AVENUE AND WEST NEW ORLEANS STREET	TS2004	32,000	-
SOUTH ASPEN AVENUE AND WEST JASPER STREET	TS2005	32,000	-
REPLACE DAMAGED SIGNAL POLES	TS2006	42,000	-
BOLLARDS	TS2007	30,000	30,000
BUCKET TRUCK		-	175,000
STREETS:			
SOUTH PARK ESTATES	ST2001	183,000	-
PEMBROOKE PARK	ST2002	157,500	-
MITTFORD BRIDGE	ST2003	144,000	-
6100 CENTER	ST1811	50,000	50,000
CARRIAGE CROSSING	ST1913	50,000	50,000
TURTLE CREEK	ST2004	189,000	-
OAK CREEK SOUTH	ST2005	318,000	-
DEERFIELD AT FOREST RIDGE	ST2006	126,000	-
CEDAR SPRINGS ESTATES	ST1914	232,500	-
INDIAN SPRINGS PARK 2ND ADDITION	ST2007	75,000	-
WINDSOR ESTATES	ST2008	48,000	-
VALLEY RIDGE ROSSER	ST2009	66,000	-
SOUTHBROOKE		-	687,000
MEADOW HEIGHTS & ELMWOOD PLACE		-	637,900
EAST RENO STREET	ST2010	150,000	-
		2,354,000	1,879,900

**CITY OF BROKEN ARROW
FISCAL YEAR 2020 BUDGET & FISCAL YEAR 2021 FINANCIAL PLAN
CAPITAL OUTLAY
STREET SALES TAX FUND
FUND 43**

	PROJECT NUMBER	FISCAL YEAR	
		2020	2021
CAPITAL OUTLAY:			
STREETS (CONTINUED):			
COVINGTON ESTATES	ST2011	113,700	-
WEST PARK ADDITION	ST2012	45,000	-
NORTH PECAN PLACE (MINOR COLLECTOR)	ST2013	135,700	-
SOUTHERN TRAILS	ST2014	43,600	-
WINDSOR ESTATES	ST2015	154,600	-
BARRY DAYTON-MEDALLION	ST2016	176,000	-
CHARLESTON	ST2017	97,500	-
CHIMNEY RIDGE	ST2018	199,800	-
COUNTRY CLUB ESTATES	ST2019	128,500	-
LELAND ACRES	ST2020	54,000	-
STREET MARKINGS-VARIOUS LOCATIONS	ST1905	200,000	200,000
ANNUAL STREET MAINTENANCE-VARIOUS LOCATIONS	ST1915	100,000	100,000
ANNUAL SIDEWALK MAINTENNACE-VARIOUS LOCATIONS	ST1916	75,000	75,000
WILLOW SPRINGS	ST2021	262,000	-
WILLOW SPRINGS 5TH ADDITION	ST2022	192,200	-
HIGH MINERAL DENSITY BOND	ST2023	250,000	400,000
		2,227,600	775,000
TOTAL CAPITAL OUTLAY		5,359,600	2,654,900

**CITY OF BROKEN ARROW
FISCAL YEAR 2020 BUDGET & FISCAL YEAR 2021 FINANCIAL PLAN
POLICE SALES TAX FUND
FUND 44**

Description:

A Special Revenue Fund created for the purpose of funding the staffing of public safety personnel and the acquisition of and replacement of public safety vehicles, equipment, technology and apparatus including the installation of traffic controls devices and signalization. The funding for this fund will come from one-half of the three tenths of one percent (0.30%) tax effective January 1, 2017 as well as the transfer of 36.7% of General Fund revenues exclusive of Other Financing sources. The other half of the tax will be accounted for in the Fire Sales Tax Fund (Fund 045).

PURPOSE:

To create an atmosphere of safety and security in the community by providing a continuation of proactive police service to all citizens. Functions of the department include preserving the peace, apprehending criminal offenders, recognizing that crime prevention and reduction of fear is a priority, committing to professionalism in all aspects of departmental operations and maintaining the highest standard of integrity. The Department operates under the philosophy of community policing. The Department provides additional law enforcement support services such as emergency communications, records management, jail services and animal control.

FINANCIAL HIGHLIGHTS

DESCRIPTION	ACTUAL 2018	BUDGET 2019	ESTIMATED ACTUAL 2019	BUDGET 2020	FINANCIAL PLAN 2021
REVENUES:					
Sales Tax	2,132,784	2,223,530	2,224,236	2,268,700	2,314,100
Intergovernmental	108,970	100,000	96,798	100,000	100,000
Interest	2,918	2,100	4,260	4,500	4,600
Dept. of Justice	-	17,150	-	-	-
Insurance Proceeds	-	-	305	-	-
Miscellaneous	23,034	20,000	41,831	10,000	10,000
TOTAL REVENUE	2,267,706	2,362,780	2,367,430	2,383,200	2,428,700
OTHER FINANCING SOURCES					
Transfers In:					
General Fund	21,126,463	21,617,988	22,342,628	22,940,987	23,009,668
E-911	720,000	720,000	720,000	720,000	720,000
TOTAL OTHER FINANCING SOURCES	21,846,463	22,337,988	23,062,628	23,660,987	23,729,668
TOTAL REVENUES AND OTHER SOURCES	24,114,169	24,700,768	25,430,058	26,044,187	26,158,368
BEGINNING FUND BALANCE	1,387,235	2,898,400	2,898,400	5,871,358	6,571,545
TOTAL SOURCES	25,501,404	27,599,168	28,328,458	31,915,545	32,729,913
PERSONAL SERVICES:					
SALARIES & WAGES	13,429,402	13,945,541	14,000,700	15,286,600	15,571,500
EMPLOYEE BENEFITS	5,759,686	5,891,260	5,905,300	6,388,400	6,516,300
TOTAL PERSONAL SERVICES	19,189,088	19,836,801	19,906,000	21,675,000	22,087,800
OTHER SERVICES & CHARGES					
PROF & TECH SERVICES	184,473	197,850	188,900	261,700	272,800
PROPERTY SERVICES	509,172	667,400	659,800	702,200	714,300
OTHER SERVICES	629,455	695,400	719,300	839,400	843,500
TOTAL OTHER SERVICES & CHARGES	1,323,100	1,560,650	1,568,000	1,803,300	1,830,600
MATERIALS & SUPPLIES	927,144	975,550	966,000	1,112,700	1,178,700
CAPITAL OUTLAY	1,163,672	92,100	17,100	753,000	946,000
TOTAL	22,603,004	22,465,101	22,457,100	25,344,000	26,043,100
ENDING FUND BALANCE	2,898,400	5,134,067	5,871,358	6,571,545	6,686,813

**CITY OF BROKEN ARROW
GENERAL FUND
POLICE DEPARTMENT
Police Division**

ACCOUNT NUMBER/DESCRIPTION	FISCAL YEAR	FISCAL YEAR	FISCAL YEAR	FISCAL YEAR	FISCAL YEAR
	2018	2019	2019	2020	2021
	ACTUAL	BUDGET	ESTIMATED	BUDGET	FINANCIAL
			ACTUAL		PLAN
044-3001-421.10-04 REGULAR	10,306,762	11,119,546	10,969,900	12,085,600	12,327,300
044-3001-421.10-05 VARIABLE PAY PROGRAM	2,005	2,500	1,300	2,500	2,500
044-3001-421.10-08 PART TIME & TEMPORARY	42,268	62,810	60,000	79,600	81,200
044-3001-421.10-10 COMPENSATORY TIME (OT)	90,408	-	90,000	-	-
044-3001-421.10-11 OVERTIME	626,457	550,000	590,000	690,900	686,200
044-3001-421.10-19 INJURY PAY	29,068	-	15,000	-	-
SALARIES AND WAGES	11,096,968	11,734,856	11,726,200	12,858,600	13,097,200
044-3001-421.20-10 LONGEVITY	159,483	169,700	155,700	162,400	165,600
044-3001-421.20-12 EDUCATION/PERFORMANCE	129,900	135,474	134,000	147,000	149,900
044-3001-421.20-21 SOCIAL SECURITY	856,417	860,607	893,800	936,800	955,500
044-3001-421.20-22 RETIREMENT	42,804	40,353	39,000	41,100	41,900
044-3001-421.20-23 PENSION (POLICE)	1,328,930	1,413,891	1,429,400	1,538,500	1,569,300
044-3001-421.20-26 INSURANCE	1,994,843	2,081,229	2,045,700	2,278,500	2,324,100
044-3001-421.20-27 UNIFORM MAINTENANCE	465	466	300	200	200
044-3001-421.20-28 UNIFORM ALLOWANCE	198,113	186,240	202,500	186,700	190,400
044-3001-421.20-41 CELL PHONE ALLOWANCE	1,975	2,794	2,800	2,900	3,000
EMPLOYEE BENEFITS	4,712,930	4,890,754	4,903,200	5,294,100	5,399,900
PERSONAL SERVICES	15,809,898	16,625,610	16,629,400	18,152,700	18,497,100
044-3001-421.30-11 REG. FEES & CERTIFICATION	51,126	61,200	58,500	66,500	66,500
044-3001-421.30-85 MEMBERSHIP DUES	3,205	4,800	4,600	5,000	5,300
044-3001-421.30-87 PROFESSIONAL SERVICES	71,060	47,700	47,700	96,600	103,200
PROF & TECH SERVICES	125,391	113,700	110,800	168,100	175,000
044-3001-421.40-07 BUILDING MAINTENANCE	88,496	105,900	98,600	105,500	105,500
044-3001-421.40-20 VEHICLE REPAIR	52,371	56,200	53,700	53,700	53,700
044-3001-421.40-28 MISC. CONTRACT SERVICES	30	-	-	-	-
044-3001-421.40-29 OTHER EQUIPMENT REPAIR	565	1,200	1,200	2,000	2,000
044-3001-421.40-33 OTHER RENTAL	6,998	9,000	10,400	9,000	9,000
044-3001-421.40-50 RADIO MAINTENANCE-OUTSIDE	-	-	1,000	-	-
044-3001-421.40-55 MAINTENANCE SERVICES	99,830	193,900	188,000	203,900	199,900
PROPERTY SERVICES	248,290	366,200	352,900	374,100	370,100

**CITY OF BROKEN ARROW
GENERAL FUND
POLICE DEPARTMENT
Police Division**

ACCOUNT NUMBER/DESCRIPTION	FISCAL YEAR	FISCAL YEAR	FISCAL YEAR	FISCAL YEAR	FISCAL YEAR
	2018	2019	2019	2020	2021
	ACTUAL	BUDGET	ESTIMATED	BUDGET	FINANCIAL
			ACTUAL		PLAN
044-3001-421.50-03 TRAVEL & EXPENSES	44,172	46,100	46,100	67,000	67,000
044-3001-421.50-10 SERVICE CONTRACT	35,600	36,600	35,600	36,600	36,600
044-3001-421.50-22 TELEPHONE	248,136	300,000	300,000	360,000	360,000
044-3001-421.50-23 OTHER UTILITIES	(25)	3,000	-	3,000	3,000
044-3001-421.50-24 UTILITIES (ONG)	23,095	30,000	30,000	35,000	35,000
044-3001-421.50-25 UTILITIES (PSO)	164,806	160,000	165,000	180,000	180,000
044-3001-421.50-36 PRINTING SERVICES	-	200	200	200	200
044-3001-421.50-39 POSTAGE	128	300	300	300	300
044-3001-421.50-54 OUTSIDE DATA SERVICES	55,693	54,100	70,000	70,400	72,400
044-3001-421.50-86 MISCELLANEOUS	-	3,000	-	5,000	5,000
010-3001-421.50-89 EMPLOYEE/CITIZEN ACTIVITY	11,913	15,000	15,000	15,000	15,000
OTHER SERVICES	583,518	648,300	662,200	772,500	774,500
OTHER SERVICES & CHARGES	957,199	1,128,200	1,125,900	1,314,700	1,319,600
044-3001-421.60-03 OFFICE SUPPLIES	12,335	12,000	12,000	13,000	13,000
044-3001-421.60-10 UNIFORMS	60,716	61,700	45,000	59,700	59,500
044-3001-421.60-11 PROTECTIVE CLOTHING	30,689	40,000	43,000	46,000	33,500
044-3001-421.60-18 BLDG MATERIAL & SUPPLIES	6,073	8,000	10,000	8,500	8,500
044-3001-421.60-19 TIRES & TUBES	39,471	35,300	40,000	42,000	42,000
044-3001-421.60-20 VEHICLE REPAIR PARTS	84,491	115,700	110,000	118,200	118,200
044-3001-421.60-21 FUEL & LUBRICANTS	329,668	260,000	315,000	350,000	371,000
044-3001-421.60-23 MATERIAL & SUPPLIES	35,859	38,000	25,000	43,300	43,300
044-3001-421.60-24 OTHER EQUIPMENT	69,336	92,500	69,200	86,300	138,000
044-3001-421.60-28 BOOKS, MAGS, & SUBSCRIPT.	2,475	4,100	4,000	5,000	5,000
044-3001-421.60-30 JANITORIAL SUPPLIES	1,135	1,000	1,200	1,400	1,400
044-3001-421.60-32 FIRING RANGE SUPPLIES	137,204	133,800	133,800	144,000	144,000
044-3001-421.60-47 CANINE UNIT EXPENSE	5,258	5,900	7,200	8,300	9,700
044-3001-421.60-50 RADIO MAINTENANCE	1,132	1,000	600	1,000	1,000
044-3001-421.60-55 PHOTO LAB & INVESTIGATION	3,423	8,400	8,200	10,700	10,700
MATERIALS & SUPPLIES	819,265	817,400	824,200	937,400	998,800
POLICE	17,586,362	18,571,210	18,579,500	20,404,800	20,815,500

**CITY OF BROKEN ARROW
GENERAL FUND
POLICE DEPARTMENT
Communications Division**

ACCOUNT NUMBER/DESCRIPTION	FISCAL YEAR 2018 ACTUAL	FISCAL YEAR 2019 BUDGET	FISCAL YEAR 2019 ESTIMATED ACTUAL	FISCAL YEAR 2020 BUDGET	FISCAL YEAR 2021 FINANCIAL PLAN
044-3006-421.10-04 REGULAR	1,296,826	1,138,568	1,106,800	1,243,600	1,268,500
044-3006-421.10-10 COMPENSATORY TIME (OT)	1,114	-	-	-	-
044-3006-421.10-11 OVERTIME	86,096	65,000	120,000	70,000	70,000
044-3006-421.10-19 INJURY PAY	-	-	7,000	-	-
SALARIES AND WAGES	1,384,036	1,203,568	1,233,800	1,313,600	1,338,500
044-3006-421.20-10 LONGEVITY	19,800	18,900	22,400	24,400	24,900
044-3006-421.20-12 EDUCATION/PERFORMANCE	6,459	7,098	6,000	6,300	6,400
044-3006-421.20-21 SOCIAL SECURITY	82,674	86,007	96,000	93,700	95,600
044-3006-421.20-22 RETIREMENT	141,483	93,807	106,300	103,300	105,400
044-3006-421.20-23 PENSION (POLICE)	26,469	29,088	30,900	30,700	31,300
044-3006-421.20-26 INSURANCE	286,429	270,704	256,000	287,900	293,700
044-3006-421.20-27 UNIFORM MAINTENANCE	-	-	100	-	-
044-3006-421.20-28 UNIFORM ALLOWANCE	3,000	2,910	3,000	2,900	3,000
044-3006-421.20-41 CELL PHONE ALLOWANCE	609	931	1,000	1,000	1,000
EMPLOYEE BENEFITS	566,923	509,445	521,700	550,200	561,300
PERSONAL SERVICES	1,950,959	1,713,013	1,755,500	1,863,800	1,899,800
044-3006-421.30-11 REG. FEES & CERTIFICATION	7,352	17,700	14,300	21,300	23,900
044-3006-421.30-85 MEMBERSHIP DUES	999	1,300	1,300	1,400	1,500
044-3006-421.30-87 PROFESSIONAL SERVICES	2,124	5,000	4,400	5,600	6,100
PROF & TECH SERVICES	10,475	24,000	20,000	28,300	31,500
044-3006-421.40-33 OTHER RENTAL	-	-	800	1,200	1,200
044-3006-421.40-50 RADIO MAINTENANCE-OUTSIDE	4,682	2,000	1,000	2,500	3,000
044-3006-421.40-55 MAINTENANCE SERVICES	235,993	279,000	279,000	291,500	307,100
PROPERTY SERVICES	240,675	281,000	280,800	295,200	311,300
044-3006-421.50-03 TRAVEL & EXPENSES	6,121	11,200	9,000	11,800	12,400
044-3006-421.50-54 OUTSIDE DATA SERVICES	16,504	12,000	24,000	28,500	28,500
044-3006-421.50-86 MISCELLANEOUS	-	1,000	1,000	-	-
044-3006-421.50-89 EMPLOYEE/CITIZEN ACTIVITY	-	-	200	1,500	2,000
OTHER SERVICES	22,625	24,200	34,200	41,800	42,900
OTHER SERVICES & CHARGES	273,775	329,200	335,000	365,300	385,700
044-3006-421.60-03 OFFICE SUPPLIES	719	3,000	1,500	3,100	3,200
044-3006-421.60-10 UNIFORMS	-	10,500	7,500	11,000	11,600
044-3006-421.60-23 MATERIAL & SUPPLIES	1,566	5,200	2,000	5,500	5,800
044-3006-421.60-24 OTHER EQUIPMENT	4,371	8,000	7,000	8,200	6,800
044-3006-421.60-28 BOOKS, MAGS, & SUBSCRIPT.	475	5,600	2,000	4,400	4,800
044-3006-421.60-50 RADIO MAINTENANCE	4,521	7,100	5,000	7,500	8,000
MATERIAL & SUPPLIES	11,652	39,400	25,000	39,700	40,200
COMMUNICATIONS	2,236,386	2,081,613	2,115,500	2,268,800	2,325,700

**CITY OF BROKEN ARROW
GENERAL FUND
POLICE DEPARTMENT
Jail Division**

ACCOUNT NUMBER/DESCRIPTION	FISCAL YEAR 2018 ACTUAL	FISCAL YEAR 2019 BUDGET	FISCAL YEAR 2019 ESTIMATED ACTUAL	FISCAL YEAR 2020 BUDGET	FISCAL YEAR 2021 FINANCIAL PLAN
044-3008-421.10-04 REGULAR	502,615	548,827	567,400	636,000	648,700
044-3008-421.10-05 VARIABLE PAY PROGRAM	881	-	-	-	-
044-3008-421.10-08 PART TIME & TEMPORARY	-	7,160	-	3,200	3,300
044-3008-421.10-11 OVERTIME	39,169	38,000	30,000	38,000	38,000
SALARIES AND WAGES	542,665	593,987	597,400	677,200	690,000
044-3008-421.20-10 LONGEVITY	2,867	3,300	3,200	3,200	3,300
044-3008-421.20-12 EDUCATION/PERFORMANCE	2,275	3,000	2,200	2,400	2,400
044-3008-421.20-21 SOCIAL SECURITY	40,421	41,014	45,100	48,100	49,100
044-3008-421.20-22 RETIREMENT	55,301	56,192	61,100	65,300	66,600
044-3008-421.20-26 INSURANCE	157,971	171,675	131,100	189,200	193,000
044-3008-421.20-27 UNIFORM MAINTENANCE	9,417	6,984	10,000	13,700	14,000
EMPLOYEE BENEFITS	268,252	282,165	252,700	321,900	328,400
PERSONAL SERVICES	810,917	876,152	850,100	999,100	1,018,400
044-3008-421.30-11 REG. FEES & CERTIFICATION	1,452	6,000	3,900	6,000	6,000
044-3008-421.30-84 MEDICAL VACCINATION	-	200	-	200	200
044-3008-421.30-85 MEMBERSHIP DUES	-	400	100	300	300
044-3008-421.30-87 PROFESSIONAL SERVICES	17,271	18,100	19,600	19,100	20,100
PROF & TECH SERVICES	18,723	24,700	23,600	25,600	26,600
044-3008-421.40-07 BUILDING MAINTENANCE	13,964	9,900	14,900	15,400	15,400
044-3008-421.40-33 OTHER RENTAL	858	1,000	1,000	2,000	2,000
044-3008-421.40-55 MAINTENANCE SERVICES	1,447	1,500	1,500	1,500	1,500
PROPERTY SERVICES	16,269	12,400	17,400	18,900	18,900
044-3008-421.50-03 TRAVEL & EXPENSES	4,559	1,500	1,500	2,000	2,000
OTHER SERVICES	4,559	1,500	1,500	2,000	2,000
OTHER SERVICES & CHARGES	39,551	38,600	42,500	46,500	47,500
044-3008-421.60-03 OFFICE SUPPLIES	2,563	3,000	3,000	3,000	3,000
044-3008-421.60-10 UNIFORMS	5,101	6,000	4,000	6,500	6,500
044-3008-421.60-11 PROTECTIVE CLOTHING	1,725	2,400	2,400	2,800	2,800
044-3008-421.60-18 BLDG MATERIAL & SUPPLIES	1,965	4,000	6,000	4,000	4,000
044-3008-421.60-23 MATERIAL & SUPPLIES	39,810	43,000	42,000	45,500	45,500
044-3008-421.60-24 OTHER EQUIPMENT	1,542	2,100	2,000	2,100	2,100
044-3008-421.60-30 JANITORIAL SUPPLIES	1,735	2,500	2,500	2,500	2,500
MATERIALS & SUPPLIES	54,441	63,000	61,900	66,400	66,400
JAIL OPERATIONS	904,909	977,752	954,500	1,112,000	1,132,300

**CITY OF BROKEN ARROW
GENERAL FUND
POLICE DEPARTMENT
Animal Control Division**

ACCOUNT NUMBER/DESCRIPTION	FISCAL YEAR 2018 ACTUAL	FISCAL YEAR 2019 BUDGET	FISCAL YEAR 2019 ESTIMATED ACTUAL	FISCAL YEAR 2020 BUDGET	FISCAL YEAR 2021 FINANCIAL PLAN
044-3009-421.10-04 REGULAR	282,423	291,564	301,900	309,500	315,700
044-3009-421.10-05 VARIABLE PAY PROGRAM	-	-	1,300	-	-
044-3009-421.10-11 OVERTIME	10,826	7,600	7,700	7,600	7,600
044-3009-421.10-19 INJURY PAY	1,141	-	100	-	-
SALARIES AND WAGES	294,390	299,164	311,000	317,100	323,300
044-3009-421.20-10 LONGEVITY	5,300	5,800	5,800	6,800	6,900
044-3009-421.20-12 EDUCATION/PERFORMANCE	-	-	500	600	600
044-3009-421.20-21 SOCIAL SECURITY	21,749	21,622	22,900	23,000	23,500
044-3009-421.20-22 RETIREMENT	30,507	30,330	31,800	32,300	33,000
044-3009-421.20-26 INSURANCE	95,665	92,217	103,800	105,000	107,100
044-3009-421.20-27 UNIFORM MAINTENANCE	5,978	6,111	6,200	6,000	6,100
EMPLOYEE BENEFITS	159,199	156,080	171,000	173,700	177,200
PERSONAL SERVICES	453,589	455,244	482,000	490,800	500,500
044-3009-421.30-11 REG. FEES & CERTIFICATION	1,245	250	300	1,200	1,200
044-3009-421.30-84 MEDICAL VACCINATION	-	-	-	2,300	2,300
044-3009-421.30-87 PROFESSIONAL SERVICES	28,440	35,000	34,000	36,000	36,000
PROF & TECH SERVICES	29,685	35,250	34,300	39,500	39,500
044-3009-421.40-07 BUILDING MAINTENANCE	3,055	4,000	6,000	8,000	8,000
044-3009-421.40-20 VEHICLE REPAIR	294	1,000	500	2,000	2,000
044-3009-421.40-29 OTHER EQUIPMENT REPAIR	-	1,000	1,000	1,500	1,500
044-3009-421.40-33 OTHER RENTAL	540	1,600	1,000	2,100	2,100
044-3009-421.40-55 MAINTENANCE SERVICES	49	200	200	400	400
PROPERTY SERVICES	3,938	7,800	8,700	14,000	14,000
044-3009-421.50-03 TRAVEL & EXPENSES	860	1,200	1,200	1,800	1,800
044-3009-421.50-22 TELEPHONE	1,119	1,200	1,200	1,300	1,300
044-3009-421.50-25 UTILITIES (PSO)	16,774	19,000	19,000	20,000	21,000
OTHER SERVICES	18,753	21,400	21,400	23,100	24,100
OTHER SERVICES & CHARGES	52,376	64,450	64,400	76,600	77,600

**CITY OF BROKEN ARROW
GENERAL FUND
POLICE DEPARTMENT
Animal Control Division**

ACCOUNT NUMBER/DESCRIPTION	FISCAL YEAR	FISCAL YEAR	FISCAL YEAR	FISCAL YEAR	FISCAL YEAR
	2018	2019	2019	2020	2021
	ACTUAL	BUDGET	ESTIMATED	BUDGET	FINANCIAL
			ACTUAL		PLAN
044-3009-421.60-03 OFFICE SUPPLIES	677	1,200	1,200	1,200	1,200
044-3009-421.60-10 UNIFORMS	656	2,200	2,200	2,500	2,500
044-3009-421.60-11 PROTECTIVE CLOTHING	865	2,200	1,500	2,500	2,500
044-3009-421.60-18 BLDG MATERIAL & SUPPLIES	2,554	1,800	1,800	3,000	4,000
044-3009-421.60-19 TIRES & TUBES	-	1,000	1,600	2,000	3,000
044-3009-421.60-20 VEHICLE REPAIR PARTS	2,191	3,100	3,100	3,500	4,000
044-3009-421.60-21 FUEL & LUBRICANTS	8,763	7,000	9,000	10,000	11,000
044-3009-421.60-23 MATERIAL & SUPPLIES	21,318	25,000	22,500	29,900	30,400
044-3009-421.60-24 OTHER EQUIPMENT	300	6,250	6,200	4,000	4,000
044-3009-421.60-30 JANITORIAL SUPPLIES	1,587	2,300	2,300	2,900	3,000
044-3009-421.60-50 RADIO MAINTENANCE	109	-	-	-	-
MATERIAL & SUPPLIES	39,020	52,050	51,400	61,500	65,600
ANIMAL CONTROL	544,985	571,744	597,800	628,900	643,700

**CITY OF BROKEN ARROW
GENERAL FUND
POLICE DEPARTMENT
Records Division**

ACCOUNT NUMBER/DESCRIPTION	FISCAL YEAR 2018 ACTUAL	FISCAL YEAR 2019 BUDGET	FISCAL YEAR 2019 ESTIMATED ACTUAL	FISCAL YEAR 2020 BUDGET	FISCAL YEAR 2021 FINANCIAL PLAN
044-3010-421.10-04 REGULAR	108,786	112,966	130,900	119,100	121,500
044-3010-421.10-05 VARIABLE PAY PROGRAM	1,947	-	-	-	-
044-3010-421.10-11 OVERTIME	610	1,000	1,400	1,000	1,000
SALARIES AND WAGES	111,343	113,966	132,300	120,100	122,500
044-3010-421.20-10 LONGEVITY	2,300	2,500	2,500	3,200	3,300
044-3010-421.20-21 SOCIAL SECURITY	8,002	8,076	9,900	8,900	9,100
044-3010-421.20-22 RETIREMENT	11,364	11,539	13,200	12,200	12,400
044-3010-421.20-26 INSURANCE	30,716	30,701	31,100	24,200	24,700
EMPLOYEE BENEFITS	52,382	52,816	56,700	48,500	49,500
PERSONAL SERVICES	163,725	166,782	189,000	168,600	172,000
044-3010-421.30-11 REG. FEES & CERTIFICATION	199	200	200	200	200
PROF & TECH SERVICES	199	200	200	200	200
044-3010-421.40-33 OTHER RENTAL	-	-	2,000	2,100	2,100
044-3010-421.40-55 MAINTENANCE SERVICES	-	-	-	4,000	4,000
PROPERTY SERVICES	-	-	2,000	6,100	6,100
OTHER SERVICES & CHARGES	199	200	2,200	6,300	6,300
044-3010-421.60-03 OFFICE SUPPLIES	2,000	2,200	2,200	4,200	4,200
044-3010-421.60-23 MATERIAL & SUPPLIES	-	500	500	500	500
044-3010-421.60-24 OTHER EQUIPMENT	766	1,000	800	3,000	3,000
MATERIALS & SUPPLIES	2,766	3,700	3,500	7,700	7,700
RECORDS	166,690	170,682	194,700	182,600	186,000
POLICE	21,439,332	22,373,001	22,442,000	24,597,100	25,103,200

**CITY OF BROKEN ARROW
FISCAL YEAR 2020 BUDGET & FISCAL YEAR 2021 FINANCIAL PLAN
CAPITAL OUTLAY
POLICE SALES TAX FUND
FUND 44**

	PROJECT NUMBER	FISCAL YEAR	
		2020	2021
CAPITAL OUTLAY:			
2019 PROJECT CARRYOVERS:			
PSC HVAC (IT ROOM)	193022	75,000	-
2020 PROJECTS:			
POLICE VEHICLES (5)	203004	230,000	-
PROPERTY ROOM EXPANSION	203005	125,000	-
TASERS	203006	36,000	-
HANDHELD RADIOS FOR NEW POSITIONS AND REPL	203007	30,000	-
SOT VESTS /SHIELDS	203008	18,000	-
CSI OFFICE FURNITURE AND EQUIPMENT	203009	15,000	-
PAINTING OF ANIMAL SHELTER	203010	30,000	-
INSTALL RAIN ROOF OVER OUTSIDE KENNEL AREA	203011	10,000	-
SIGNAGE FOR 6TH & KENOSHA SPLIT W/FIRE DEPT	203510	25,000	-
RADAR REPLACEMENT & ACCESSORIES	203012	20,000	-
360' POLYMER/STEEL TARGET SYSTEM FOR RANGE	203013	69,000	-
GYM EQUIPMENT FOR PSC	203014	13,000	-
REPLACE SNIPER RIFLES (SOT) X5	203015	12,000	-
DEPLOYABLE SURVEILLANCE CAMERA LIGHT TOWERS X2	203016	25,000	-
AWNINGS OVER REPORT AND SQUAD ROOM DOORS	203017	10,000	-
TRAINING CENTER PARKING LOT REPAIR/MAINT	203018	10,000	-
2021 PROJECTS:			
POLICE VEHICLES (14)		-	700,000
TASERS		-	36,000
HANDHELD RADIOS FOR NEW POSITIONS AND REPLACEMENTS		-	30,000
SOT VESTS/SHIELDS		-	18,000
RADAR REPLACEMENTS AND ACCESSORIES		-	20,000
SELF SERVE KIOSK		-	20,000
HANDHELD FLIR DEVICES FOR PD		-	6,000
DRONES & MAPPING		-	15,000
UPDATE ANIMAL SHELTER SIGN		-	10,000
HANDHELD FINGERPRINT DEVICE X2 FOR JAIL		-	6,000
PORTABLE FACE RECOGNITION SOFTWARE JAIL X1		-	10,000
FARO LASER 3D IMAGING SYSTEM		-	50,000
VHF REPEATER FOR EM		-	25,000
TOTAL CAPITAL OUTLAY		753,000	946,000

CITY OF BROKEN ARROW
FISCAL YEAR 2020 BUDGET & FISCAL YEAR 2021 FINANCIAL PLAN
FIRE SALES TAX FUND
FUND 45

DIVISIONS:

Fire Suppression
Emergency Medical Services

Training
Fire Prevention

Description:

A Special Revenue Fund created for the purpose of funding the staffing of public safety personnel and the acquisition of and replacement of public safety vehicles, equipment, technology and apparatus. The funding will come from one-half of the three tenths of one percent (0.30%) tax effective January 1, 2017 as well as the transfer of 30.7% of General Fund Revenues exclusive of Other Financing Sources. The other half of the tax will be accounted for in the Police Sales Tax Fund (Fund 044).

PURPOSE:

To protect the life, health, property and the environment of the community by delivering quality fire safety services through the Fire Suppression, Fire Prevention and Emergency Medical Services. These are met through promoting fire safety education to the community; responding promptly to rescues, fires and medical emergencies; and ensuring that Department actions are safe, professional and in harmony with the needs of the community.

FINANCIAL HIGHLIGHTS

DESCRIPTION	ACTUAL 2018	BUDGET 2019	ESTIMATED ACTUAL 2019	BUDGET 2020	FINANCIAL PLAN 2021
REVENUES:					
Sales Tax	2,132,784	2,125,080	2,224,236	2,268,700	2,314,100
Intergovernmental	1,788,660	544,164	544,132	-	-
Misc. Donations	1,542	1,000	6,500	3,000	3,000
Miscellaneous	-	-	11,300	2,000	2,500
Interest	2,005	1,700	2,700	3,000	3,000
TOTAL REVENUE	3,924,991	2,671,944	2,788,868	2,276,700	2,322,600
OTHER FINANCING SOURCES					
Transfers In:					
General Fund	17,672,545	18,083,712	18,689,882	19,190,417	19,174,724
TOTAL OTHER FINANCING SOURCES	17,672,545	18,083,712	18,689,882	19,190,417	19,174,724
TOTAL REVENUES AND OTHER SOURCES	21,597,536	20,755,656	21,478,750	21,467,117	21,497,324
BEGINNING FUND BALANCE	71,873	251,285	251,285	662,435	495,352
TOTAL SOURCES	21,669,409	21,006,941	21,730,035	22,129,552	21,992,676
PERSONAL SERVICES:					
SALARIES & WAGES	12,717,260	13,219,782	13,907,300	14,161,900	14,454,000
EMPLOYEE BENEFITS	5,217,611	5,199,829	5,200,800	5,283,500	5,389,200
TOTAL PERSONAL SERVICES	17,934,871	18,419,611	19,108,100	19,445,400	19,843,200
OTHER SERVICES & CHARGES					
PROF & TECH SERVICES	346,071	322,500	326,900	367,700	378,800
PROPERTY SERVICES	396,115	406,000	409,500	448,500	442,000
OTHER SERVICES	163,148	168,400	168,700	189,600	195,500
TOTAL OTHER SERVICES & CHARGES	905,334	896,900	905,100	1,005,800	1,016,300
MATERIALS & SUPPLIES	812,640	799,100	813,900	877,800	884,100
CAPITAL OUTLAY	1,765,279	300,500	240,500	305,200	196,000
TOTAL	21,418,124	20,416,111	21,067,600	21,634,200	21,939,600
ENDING FUND BALANCE	251,285	590,830	662,435	495,352	53,076

**CITY OF BROKEN ARROW
GENERAL FUND
FIRE DEPARTMENT
Fire Division**

ACCOUNT NUMBER/DESCRIPTION	FISCAL YEAR		FISCAL YEAR	FISCAL YEAR	
	2018	2019	2019	2020	2021
	ACTUAL	BUDGET	ESTIMATED	BUDGET	FINANCIAL
			ACTUAL		PLAN
045-3501-422.10-04 REGULAR	7,004,978	7,079,333	7,112,600	7,231,800	7,376,400
045-3501-422.10-05 VARIABLE PAY PROGRAM	-	1,200	-	1,200	1,200
045-3501-422.10-11 OVERTIME	199,018	250,000	194,000	210,000	216,300
045-3501-422.10-12 CALLBACK	71,663	150,000	305,500	305,500	314,700
045-3501-422.10-19 INJURY PAY	162,811	-	122,200	-	-
	<u>7,438,470</u>	<u>7,480,533</u>	<u>7,734,300</u>	<u>7,748,500</u>	<u>7,908,600</u>
045-3501-422.20-10 LONGEVITY	118,200	120,600	117,300	118,900	121,300
045-3501-422.20-12 EDUCATION/PERFORMANCE	322,387	313,080	313,100	302,900	309,000
045-3501-422.20-14 PENSION (FIRE)	1,060,991	1,033,094	1,045,100	1,050,700	1,071,700
045-3501-422.20-21 SOCIAL SECURITY	124,057	120,625	120,700	123,500	126,000
045-3501-422.20-22 RETIREMENT	11,741	12,263	12,300	13,000	13,300
045-3501-422.20-26 INSURANCE	1,464,943	1,325,726	1,325,800	1,276,800	1,302,300
045-3501-422.20-41 CELL PHONE ALLOWANCE	2,241	1,862	1,900	2,500	2,500
EMPLOYEE BENEFITS	<u>3,104,560</u>	<u>2,927,250</u>	<u>2,936,200</u>	<u>2,888,300</u>	<u>2,946,100</u>
PERSONAL SERVICES	<u>10,543,030</u>	<u>10,407,783</u>	<u>10,670,500</u>	<u>10,636,800</u>	<u>10,854,700</u>
045-3501-422.30-02 PHYSICAL EXAMS	35,966	40,000	40,000	50,000	51,500
045-3501-422.30-11 REG. FEES & CERTIFICATION	73,392	67,000	67,000	70,000	72,100
045-3501-422.30-85 MEMBERSHIP DUES	12,158	12,600	12,000	12,600	13,000
045-3501-422.30-87 PROFESSIONAL SERVICES	131,940	115,000	115,000	132,000	136,000
PROF & TECH SERVICES	<u>253,456</u>	<u>234,600</u>	<u>234,000</u>	<u>264,600</u>	<u>272,600</u>
045-3501-422.40-07 BUILDING MAINTENANCE	57,903	34,500	35,000	45,000	46,400
045-3501-422.40-20 VEHICLE REPAIR	28,104	55,000	40,000	55,000	56,700
045-3501-422.40-28 MISC. CONTRACT SERVICES	522	-	1,500	-	-
045-3501-422.40-29 OTHER EQUIPMENT REPAIR	6,264	10,000	6,000	10,000	10,300
045-3501-422.40-33 OTHER RENTAL	5,556	7,000	6,000	7,000	7,200
045-3501-422.40-50 RADIO MAINTENANCE-OUTSIDE	3,166	5,000	5,000	5,000	5,200
045-3501-422.40-55 MAINTENANCE SERVICES	61,627	80,000	95,000	80,000	82,400
PROPERTY SERVICES	<u>163,142</u>	<u>191,500</u>	<u>188,500</u>	<u>202,000</u>	<u>208,200</u>
045-3501-422.50-03 TRAVEL & EXPENSES	25,954	25,000	25,000	27,000	27,800
045-3501-422.50-22 TELEPHONE	4,946	5,000	4,000	5,000	5,200
045-3501-422.50-23 OTHER UTILITIES	8,788	9,100	8,500	9,100	9,400
045-3501-422.50-24 UTILITIES (ONG)	24,578	27,000	25,000	27,000	27,800
045-3501-422.50-25 UTILITIES (PSO)	59,982	55,000	60,000	60,000	61,800
045-3501-422.50-39 POSTAGE	1,188	-	-	-	-
045-3501-422.50-54 OUTSIDE DATA SERVICES	19,171	20,000	16,000	20,000	20,600
045-3501-422.50-89 EMPLOYEE/CITIZEN ACTIVITY	907	6,800	7,000	15,000	15,500
OTHER SERVICES	<u>145,514</u>	<u>147,900</u>	<u>145,500</u>	<u>163,100</u>	<u>168,100</u>
OTHER SERVICES & CHARGES	<u>562,112</u>	<u>574,000</u>	<u>568,000</u>	<u>629,700</u>	<u>648,900</u>

**CITY OF BROKEN ARROW
GENERAL FUND
FIRE DEPARTMENT
Fire Division**

ACCOUNT NUMBER/DESCRIPTION	FISCAL YEAR	FISCAL YEAR	FISCAL YEAR	FISCAL YEAR	FISCAL YEAR
	2018	2019	2019	2020	2021
	ACTUAL	BUDGET	ESTIMATED	BUDGET	FINANCIAL
			ACTUAL		PLAN
045-3501-422.60-03 OFFICE SUPPLIES	8,825	6,000	10,000	9,000	9,300
045-3501-422.60-10 UNIFORMS	13,195	17,600	17,600	17,600	18,200
045-3501-422.60-11 PROTECTIVE CLOTHING	21,695	22,000	10,000	22,000	22,700
045-3501-422.60-18 BLDG MATERIAL & SUPPLIES	12,566	18,300	15,000	19,300	19,900
045-3501-422.60-19 TIRES & TUBES	16,185	20,000	20,000	20,000	20,600
045-3501-422.60-20 VEHICLE REPAIR PARTS	101,914	92,000	100,000	100,000	103,000
045-3501-422.60-21 FUEL & LUBRICANTS	67,698	55,000	60,000	68,000	70,000
045-3501-422.60-22 HAZMAT TREATMENT MATERIAL	7	6,200	5,000	6,700	7,000
045-3501-422.60-23 MATERIAL & SUPPLIES	22,141	32,700	30,000	35,000	36,100
045-3501-422.60-24 OTHER EQUIPMENT	14,122	30,000	30,000	33,000	34,000
045-3501-422.60-27 CONCRETE & AGGREGATE	-	-	-	6,000	6,200
045-3501-422.60-28 BOOKS, MAGS, & SUBSCRIPT.	530	500	1,000	1,000	1,000
045-3501-422.60-30 JANITORIAL SUPPLIES	17,081	18,500	14,000	17,000	17,500
045-3501-422.60-31 OTHER EQUIP PARTS/MAINT	8,816	12,000	9,000	12,000	12,400
045-3501-422.60-32 AMMUNITION, TARGETS/SUPPL	90	-	-	-	-
045-3501-422.60-50 RADIO MAINTENANCE	4,352	5,500	5,500	5,500	5,700
MATERIALS & SUPPLIES	309,217	336,300	327,100	372,100	383,600
045-3501-422.70-15 CONSTRUCTION	-	-	-	-	-
CAPITAL OUTLAY	-	-	-	-	-
FIRE	11,414,359	11,318,083	11,565,600	11,638,600	11,887,200

CITY OF BROKEN ARROW
GENERAL FUND
FIRE DEPARTMENT
Emergency Medical Service Division

ACCOUNT NUMBER/DESCRIPTION	FISCAL YEAR	FISCAL YEAR	FISCAL YEAR	FISCAL YEAR	FISCAL YEAR
	2018	2019	2019	2020	2021
	ACTUAL	BUDGET	ESTIMATED	BUDGET	FINANCIAL
			ACTUAL		PLAN
045-3502-422.10-04 REGULAR	4,318,134	4,759,533	4,867,000	5,193,300	5,297,200
045-3502-422.10-11 OVERTIME	122,588	137,800	137,800	137,800	142,000
045-3502-422.10-12 CALLBACK	27,724	40,000	189,600	189,600	195,300
045-3502-422.10-19 INJURY PAY	35,141	-	86,900	-	-
SALARIES AND WAGES	4,503,587	4,937,333	5,281,300	5,520,700	5,634,500
045-3502-422.20-10 LONGEVITY	44,417	53,300	48,200	52,900	54,000
045-3502-422.20-12 EDUCATION/PERFORMANCE	188,136	198,780	198,800	225,000	229,500
045-3502-422.20-14 PENSION (FIRE)	652,914	700,696	700,700	764,100	779,400
045-3502-422.20-21 SOCIAL SECURITY	65,983	69,481	69,500	75,600	77,100
045-3502-422.20-26 INSURANCE	893,202	963,070	963,100	981,800	1,001,400
045-3502-422.20-41 CELL PHONE ALLOWANCE	357	931	600	600	600
EMPLOYEE BENEFITS	1,845,009	1,986,258	1,980,900	2,100,000	2,142,000
PERSONAL SERVICES	6,348,596	6,923,591	7,262,200	7,620,700	7,776,500
045-3502-422.30-02 PHYSICAL EXAMS	550	-	-	-	-
045-3502-422.30-11 REG. FEES & CERTIFICATION	9,140	10,000	10,000	11,000	11,300
045-3502-422.30-85 MEMBERSHIP DUES	264	300	300	1,500	1,600
045-3502-422.30-87 PROFESSIONAL SERVICES	54,300	50,000	60,000	55,000	56,700
PROF & TECH SERVICES	64,254	60,300	70,300	67,500	69,600
045-3502-422.40-20 VEHICLE REPAIR	26,026	26,000	26,000	26,000	26,800
045-3502-422.40-28 MISC. CONTRACT SERVICES	165,437	150,000	150,000	175,000	154,500
045-3502-422.40-29 OTHER EQUIPMENT REPAIR	2,590	1,000	1,000	1,000	1,000
045-3502-422.40-55 MAINTENANCE SERVICES	36,761	35,000	41,000	41,000	42,200
PROPERTY SERVICES	230,814	212,000	218,000	243,000	224,500
045-3502-422.50-03 TRAVEL & EXPENSES	1,142	5,500	5,500	6,000	6,200
04510-3502-422.50-54 OUTSIDE DATA SERVICES	9,721	7,000	7,000	7,000	7,200
OTHER SERVICES	10,863	12,500	12,500	13,000	13,400
OTHER SERVICES & CHARGES	305,931	284,800	300,800	323,500	307,500

CITY OF BROKEN ARROW
GENERAL FUND
FIRE DEPARTMENT
Emergency Medical Service Division

ACCOUNT NUMBER/DESCRIPTION	FISCAL YEAR	FISCAL YEAR	FISCAL YEAR	FISCAL YEAR	FISCAL YEAR
	2018	2019	2019	2020	2021
	ACTUAL	BUDGET	ESTIMATED	BUDGET	FINANCIAL
			ACTUAL		PLAN
045-3502-422.60-03 OFFICE SUPPLIES	2,920	3,000	3,000	3,000	3,100
045-3502-422.60-19 TIRES & TUBES	10,846	10,000	10,000	10,000	10,300
045-3502-422.60-20 VEHICLE REPAIR PARTS	64,589	55,000	55,000	55,000	56,700
045-3502-422.60-21 FUEL & LUBRICANTS	65,272	50,000	65,000	65,000	51,500
045-3502-422.60-23 MATERIAL & SUPPLIES	304,979	250,000	250,000	260,000	267,800
045-3502-422.60-24 OTHER EQUIPMENT	23,328	28,000	28,000	30,000	30,900
045-3502-422.60-28 BOOKS, MAGS, & SUBSCRIPT.	79	500	1,000	1,000	1,000
045-3502-422.60-31 OTHER EQUIP PARTS/MAINT	349	1,500	3,000	3,000	3,100
045-3502-422.60-50 RADIO MAINTENANCE	593	500	500	500	500
MATERIAL & SUPPLIES	<u>472,955</u>	<u>398,500</u>	<u>415,500</u>	<u>427,500</u>	<u>424,900</u>
045-3502-422.70-02 MOTOR VEHICLES	205,834	-			
045-3502-422.70-17 MISC CAPITAL OUTLAY	328,083	-			
045-3502-422.70-18 COMMUNICATIONS EQUIPMENT	-	-			
CAPITAL OUTLAY	<u>533,917</u>	<u>-</u>	<u>-</u>	<u>-</u>	<u>-</u>
EMERGENCY MEDICAL SERVICE	<u>7,661,399</u>	<u>7,606,891</u>	<u>7,978,500</u>	<u>8,371,700</u>	<u>8,508,900</u>

**CITY OF BROKEN ARROW
GENERAL FUND
FIRE DEPARTMENT
Training Division**

ACCOUNT NUMBER/DESCRIPTION	FISCAL YEAR	FISCAL YEAR	FISCAL YEAR	FISCAL YEAR	FISCAL YEAR
	2018 ACTUAL	2019 BUDGET	2019 ESTIMATED ACTUAL	2020 BUDGET	2021 FINANCIAL PLAN
045-3503-422.10-04 REGULAR	263,030	275,671	309,000	306,400	312,500
045-3503-422.10-11 OVERTIME	18	1,500	700	-	1,600
045-3503-422.10-12 CALLBACK	1,430	2,000	2,000	3,500	2,100
SALARIES AND WAGES	264,478	279,171	311,700	309,900	316,200
045-3503-422.20-10 LONGEVITY	4,400	3,100	3,800	4,100	4,200
045-3503-422.20-12 EDUCATION/PERFORMANCE	10,788	9,600	9,600	10,800	11,000
045-3503-422.20-14 PENSION (FIRE)	39,029	40,449	40,500	45,000	45,900
045-3503-422.20-21 SOCIAL SECURITY	3,916	4,054	4,100	4,500	4,600
045-3503-422.20-26 INSURANCE	37,727	45,640	45,600	44,700	45,600
045-3503-422.20-41 CELL PHONE ALLOWANCE	541	931	600	600	600
EMPLOYEE BENEFITS	96,401	103,774	104,200	109,700	111,900
PERSONAL SERVICES	360,879	382,945	415,900	419,600	428,100
045-3503-422.30-11 REG. FEES & CERTIFICATION	13,715	20,000	15,000	20,000	20,600
045-3503-422.30-85 MEMBERSHIP DUES	1,585	600	600	600	600
045-3503-422.30-87 PROFESSIONAL SERVICES	11,001	3,000	3,000	11,000	11,300
PROF & TECH SERVICES	26,301	23,600	18,600	31,600	32,500
045-3503-422.40-20 VEHICLE REPAIR	2,024	1,000	1,500	2,000	2,100
045-3503-422.40-33 OTHER RENTAL	-	-	-	3,000	-
045-3503-422.40-50 RADIO MAINTENANCE-OUTSIDE	-	-	-	500	500
PROPERTY SERVICES	2,024	1,000	1,500	5,500	2,600
045-3503-422.50-03 TRAVEL & EXPENSES	4,655	4,000	6,000	6,000	6,200
OTHER SERVICES	4,655	4,000	6,000	6,000	6,200
OTHER SERVICES & CHARGES	32,980	28,600	26,100	43,100	41,300
045-3503-422.60-03 OFFICE SUPPLIES	1,320	2,000	2,000	2,000	2,100
045-3503-422.60-10 UNIFORMS	-	13,500	8,500	10,000	10,300
045-3503-422.60-19 TIRES & TUBES	1,320	2,500	2,500	2,500	2,600
045-3503-422.60-20 VEHICLE REPAIR PARTS	1,887	1,500	10,000	5,000	5,200
045-3503-422.60-21 FUEL & LUBRICANTS	6,494	4,600	8,500	8,500	8,800
045-3503-422.60-23 MATERIAL & SUPPLIES	3,366	12,000	12,000	12,000	12,400
045-3503-422.60-24 OTHER EQUIPMENT	3,018	5,000	5,000	6,000	6,200
045-3503-422.60-27 CONCRETE & AGGREGATE	-	-	-	5,000	-
045-3503-422.60-28 BOOKS, MAGS, & SUBSCRIPT.	2,801	6,500	3,000	6,500	6,700
045-3503-422.60-50 RADIO MAINTENANCE	-	500	500	500	500
MATERIAL & SUPPLIES	20,206	48,100	52,000	58,000	54,800
TRAINING	414,065	459,645	494,000	520,700	524,200

**CITY OF BROKEN ARROW
GENERAL FUND
FIRE DEPARTMENT
Fire Prevention Division**

ACCOUNT NUMBER/DESCRIPTION	FISCAL YEAR	FISCAL YEAR	FISCAL YEAR	FISCAL YEAR	FISCAL YEAR
	2018 ACTUAL	2019 BUDGET	2019 ESTIMATED ACTUAL	2020 BUDGET	2021 FINANCIAL PLAN
045-3504-422.10-04 REGULAR	486,510	497,818	540,700	540,000	550,800
045-3504-422.10-05 VARIABLE PAY PROGRAM	1,101	-	1,200	-	-
045-3504-422.10-08 PART TIME & TEMPORARY	13,113	16,927	14,000	18,800	19,200
045-3504-422.10-11 OVERTIME	2,352	8,000	8,000	8,000	8,200
045-3504-422.10-12 CALLBACK	7,600	-	16,000	16,000	16,500
045-3504-422.10-19 INJURY PAY	49	-	100	-	-
SALARIES AND WAGES	510,725	522,745	580,000	582,800	594,700
045-3504-422.20-10 LONGEVITY	11,608	9,400	10,700	11,300	11,500
045-3504-422.20-12 EDUCATION/PERFORMANCE	12,478	13,200	17,200	18,000	18,400
045-3504-422.20-14 PENSION (FIRE)	62,911	66,624	67,000	72,900	74,400
045-3504-422.20-21 SOCIAL SECURITY	11,008	11,242	12,000	12,100	12,300
045-3504-422.20-22 RETIREMENT	4,619	4,572	4,700	4,800	4,900
045-3504-422.20-26 INSURANCE	66,924	75,647	66,800	65,300	66,600
045-3504-422.20-41 CELL PHONE ALLOWANCE	2,093	1,862	1,100	1,100	1,100
EMPLOYEE BENEFITS	171,641	182,547	179,500	185,500	189,200
PERSONAL SERVICES	682,366	705,292	759,500	768,300	783,900
045-3504-422.30-11 REG. FEES & CERTIFICATION	1,745	2,500	2,500	2,500	2,600
045-3504-422.30-85 MEMBERSHIP DUES	315	1,500	1,500	1,500	1,500
PROF & TECH SERVICES	2,060	4,000	4,000	4,000	4,100
045-3504-422.40-20 VEHICLE REPAIR	-	1,500	1,500	1,500	1,500
045-3504-422.40-55 MAINTENANCE SERVICES	135	-	2,000	5,000	5,200
PROPERTY SERVICES	135	1,500	3,500	6,500	6,700
045-3504-422.50-03 TRAVEL & EXPENSES	2,116	4,000	4,700	7,500	7,800
OTHER SERVICES	2,116	4,000	4,700	7,500	7,800
OTHER SERVICES & CHARGES	4,311	9,500	12,200	18,000	18,600

CITY OF BROKEN ARROW
GENERAL FUND
FIRE DEPARTMENT
Fire Prevention Division

ACCOUNT NUMBER/DESCRIPTION	FISCAL YEAR	FISCAL YEAR	FISCAL YEAR	FISCAL YEAR	FISCAL YEAR
	2018	2019	2019	2020	2021
	ACTUAL	BUDGET	ESTIMATED	BUDGET	FINANCIAL
			ACTUAL		PLAN
045-3504-422.60-03 OFFICE SUPPLIES	1,996	2,500	2,500	2,500	2,600
045-3504-422.60-10 UNIFORMS	-	500	500	1,000	1,000
045-3504-422.60-11 PROTECTIVE CLOTHING	794	3,000	3,000	3,000	3,100
045-3504-422.60-19 TIRES & TUBES	206	500	1,100	1,200	1,200
045-3504-422.60-20 VEHICLE REPAIR PARTS	209	1,000	1,000	1,000	1,000
045-3504-422.60-21 FUEL & LUBRICANTS	1,170	700	2,200	2,500	2,600
045-3504-422.60-23 MATERIAL & SUPPLIES	5,510	5,000	5,000	5,000	5,200
045-3504-422.60-24 OTHER EQUIPMENT	-	2,000	2,000	2,000	2,100
045-3504-422.60-28 BOOKS, MAGS, & SUBSCRIPT.	377	1,000	1,000	1,500	1,500
045-3504-422.60-32 AMMUNITION, TARGETS/SUPPL	-	-	1,000	500	500
MATERIAL & SUPPLIES	<u>10,262</u>	<u>16,200</u>	<u>19,300</u>	<u>20,200</u>	<u>20,800</u>
 FIRE PREVENTION	 <u>696,939</u>	 <u>730,992</u>	 <u>791,000</u>	 <u>806,500</u>	 <u>823,300</u>
 FIRE	 <u><u>20,186,762</u></u>	 <u><u>20,115,611</u></u>	 <u><u>20,829,100</u></u>	 <u><u>21,337,500</u></u>	 <u><u>21,743,600</u></u>

**CITY OF BROKEN ARROW
FISCAL YEAR 2020 BUDGET & FISCAL YEAR 2021 FINANCIAL PLAN
CAPITAL OUTLAY
FIRE SALES TAX FUND
FUND 45**

	PROJECT NUMBER	FISCAL YEAR	
		2020	2021
CAPITAL OUTLAY:			
2019 PROJECT CARRYOVERS:			
STATION 2 PIERS	193509	60,000	-
		60,000	-
2020 PROJECTS:			
SOFTWARE PURCHASE PLAN-REVIEW	203512	1,500	-
IPAD MOUNTS	203513	15,000	-
LIFE PAK MODEM	203514	9,000	-
PARKING LOT AND MAINTENANCE	203515	13,000	-
SIGNAGE FOR FIRE STATION 6	203516	2,000	-
ELECTRIC POSITIVE PRESSURE FAN (3)	203517	11,000	-
THERMAL IMAGING CAMERA	203518	30,000	-
PROMOTIONAL/RECRUITMENT MATERIALS	203519	10,000	-
HANDGUNS	203520	3,000	-
UPS - UPGRADES	203521	8,000	-
CAMERAS	203522	2,200	-
CPR DEVICE	203523	80,000	-
EXTRACTOR	203524	10,000	-
THERMOMETERS	203525	4,000	-
BULLET-PROOF VESTS	203526	10,500	-
HYDRAULIC RESCUE STRUTS	203527	6,000	-
ATV - REPLACEMENT	203528	30,000	-
		245,200	-
2021 PROJECTS:			
BULLET-PROOF VESTS		-	7,000
DEPARTMENT WIDE - STATION ALERTING UPGRADE		-	70,000
CPR DEVICE		-	60,000
THERMAL IMAGING CAMERA		-	20,000
ELECTRIC POSITIVE PRESSURE FAN (3)		-	11,000
EXTRACTOR		-	10,000
DIGITAL EXTINGUISHER TRAINING SYSTEM		-	18,000
		-	196,000
2020 GRANT FUNDED PROJECT:			
SAFETY TRAILER		65,000	-
		65,000	-
PROJECTS WITH FUNDING TO BE DETERMINED:			
PORTABLE PROPANE FLAG PROPS		-	120,000
CHOP HOUSE S&R		-	100,000

**CITY OF BROKEN ARROW
FISCAL YEAR 2020 BUDGET & FISCAL YEAR 2021 FINANCIAL PLAN
WAGONER COUNTY FIRE SALES TAX**

Description:

The Fire Department also receives a portion of a Wagoner County Sales Tax dedicated to fire departments in Wagoner County. The funds allocated to the Broken Arrow Fire Department are limited to expenditures related to Wagoner County operations. These funds are subject to approval by the Fire Sales Tax Trust Authority in Wagoner County. Therefore, these funds are not included in the Broken Arrow Fire Department's budget. Expenditures for which funding is anticipated to be submitted for approval in Fiscal Year 2018 are shown below.

	PROJECT NUMBER	FISCAL YEAR	
		2020	2021
CAPITAL OUTLAY:			
2020 PROJECTS:			
	COPIER LEASE	6,000	6,000
	TARGET SOLUTIONS	18,500	18,500
	RE-SEAL TC PARKING LOT	10,000	-
	PAVE DRILL TOWER ACCESS ROAD	20,000	-
	ROOF PROP	30,000	-
	ALS SIMULATORS	30,000	-
	INTUBATION TRAINERS	6,000	-
	LIVE FIRE EXTINGUISHER KIT	12,500	-
	RACE STATION EXTINGUISHER TRAINER	4,500	-
TOTAL		137,500	24,500

**CITY OF BROKEN ARROW
FISCAL YEAR 2020 BUDGET & FISCAL YEAR 2021 FINANCIAL PLAN
CITY CLERK TECHNOLOGY FEE
FUND 46**

Description:

A Special Revenue Fund which accounts for funds received and expended from the receipt of the Technology and Administrative fee charged by the municipal court.

DESCRIPTION	ACTUAL 2018	BUDGET 2019	ESTIMATED ACTUAL 2019	BUDGET 2020	FINANCIAL PLAN 2021
REVENUES -					
Technology Fee	-	-	35,000	50,000	55,000
Interest	-	-	-	-	-
TOTAL REVENUES	-	-	35,000	50,000	55,000
BEGINNING FUND BALANCE	-	-	-	35,000	65,000
TOTAL SOURCES	-	-	35,000	85,000	120,000
EXPENDITURES -					
Other Services and Charges	-	-	-	20,000	25,000
Capital Outlay	-	-	-	-	-
TOTAL EXPENDITURES	-	-	-	20,000	25,000
ENDING FUND BALANCE	-	-	35,000	65,000	95,000

**CITY OF BROKEN ARROW
FISCAL YEAR 2020 BUDGET & FISCAL YEAR 2021 FINANCIAL PLAN
CITY CLERK TECHNOLOGY FEE
FUND 46**

	PROJECT NUMBER	FISCAL YEAR	
		2020	2021
CAPITAL OUTLAY:			
2020 & 2021 PROJECTS:			
TRAINING & TECHNOLOGY UPGRADES	201802	20,000	25,000
TOTAL CAPITAL OUTLAY		20,000	25,000

**CITY OF BROKEN ARROW
FISCAL YEAR 2020 BUDGET & FISCAL YEAR 2021 FINANCIAL PLAN
1994 BOND ISSUE
FUND 55**

Description:

A Capital Project Fund which accounts for funds from bond issue proceeds approved by the citizens of the City in an election in October 1993. These proceeds are designed to provide for a revolving loan program for industrial development purposes (façade program). A vote redefining the use of these proceeds to be for the purpose of securing and developing industry in the downtown area of the City as determined by the City Council was approved by the citizens of the City in an election held August 11, 2009.

DESCRIPTION	ACTUAL 2018	BUDGET 2019	ESTIMATED ACTUAL 2019	BUDGET 2020	FINANCIAL PLAN 2021
REVENUES -					
Interest	-	50	-	-	-
TOTAL REVENUES	-	50	-	-	-
BEGINNING FUND BALANCE	196,940	196,940	196,940	196,940	-
TOTAL SOURCES	196,940	196,990	196,940	196,940	-
EXPENDITURES -					
Capital Outlay	-	196,940	-	196,940	-
TOTAL EXPENDITURES	-	196,940	-	196,940	-
ENDING FUND BALANCE	196,940	50	196,940	-	-

**CITY OF BROKEN ARROW
FISCAL YEAR 2020 BUDGET & FISCAL YEAR 2021 FINANCIAL PLAN
CAPITAL OUTLAY
1994 GO BOND
FUND 55**

	PROJECT NUMBER	FISCAL YEAR	
		2020	2021
CAPITAL OUTLAY:			
2020 CAPITAL PROJECTS:			
PROJECT TO BE DETERMINED	201705	196,940	-
TOTAL CAPITAL OUTLAY		<u>196,940</u>	<u>-</u>

**CITY OF BROKEN ARROW
FISCAL YEAR 2020 BUDGET & FISCAL YEAR 2021 FINANCIAL PLAN
2008 BOND ISSUE
FUND 59**

Description:

A Capital Project Fund which accounts for the expenditures of bond proceeds received by the City in Fiscal Years 2009, 2010, 2011 and 2012. These bonds were approved by a vote of the citizens of the City in December 2008. These proceeds were voted to provide funds for various street, public safety, parks and stormwater improvements.

DESCRIPTION	ACTUAL 2018	BUDGET 2019	ESTIMATED ACTUAL 2019	BUDGET 2020	FINANCIAL PLAN 2021
REVENUES -					
Interest	10,602	5,000	20,000	10,000	-
OTHER FINANCING SOURCES -					
General Obligation Bond Proceeds	-	-	-	-	-
TOTAL REVENUES & OTHER SOURCES	10,602	5,000	20,000	10,000	-
BEGINNING FUND BALANCE -					
Reserved for Capital Projects	2,298,267	1,987,407	1,987,407	2,007,407	-
TOTAL SOURCES	2,308,869	1,992,407	2,007,407	2,017,407	-
EXPENDITURES -					
Capital projects	321,462	1,871,658	-	2,017,407	-
TOTAL EXPENDITURES AND OTHER USES	321,462	1,871,658	-	2,017,407	-
ENDING FUND BALANCE -					
Reserved for Capital Projects	1,987,407	120,749	2,007,407	-	-

**CITY OF BROKEN ARROW
FISCAL YEAR 2020 BUDGET & FISCAL YEAR 2021 FINANCIAL PLAN
CAPITAL OUTLAY
2008 BOND ISSUE
FUND 59**

	PROJECT NUMBER	FISCAL YEAR	
		2020	2021
CAPITAL OUTLAY:			
QUALITY OF LIFE:			
ADULT SOFTBALL COMPLEX	176037	2,017,407	-
TOTAL CAPITAL OUTLAY		<u><u>2,017,407</u></u>	<u><u>-</u></u>

**CITY OF BROKEN ARROW
FISCAL YEAR 2020 BUDGET & FISCAL YEAR 2021 FINANCIAL PLAN
WORKERS COMPENSATION
FUND 60**

Description:

An Internal Services Fund which receives monies through charges to the General Fund and the Broken Arrow Municipal Authority for reimbursement of expenses paid for worker's compensation claims.

DESCRIPTION	ACTUAL 2018	BUDGET 2019	ESTIMATED ACTUAL 2019	BUDGET 2020	FINANCIAL PLAN 2021
REVENUES:					
Charges for Services	1,200,000	1,200,000	1,200,000	1,472,000	1,472,000
Interest	889	800	1,400	1,500	1,500
Miscellaneous	1,792	-	30,000	-	-
TOTAL REVENUE	1,202,681	1,200,800	1,231,400	1,473,500	1,473,500
BEGINNING FUND BALANCE	(885,427)	(3,340,356)	(3,340,356)	(3,208,956)	(3,035,456)
TOTAL SOURCES	317,254	(2,139,556)	(2,108,956)	(1,735,456)	(1,561,956)
EXPENDITURES:					
OTHER SERVICES & CHARGES -					
Claims	3,657,610	1,100,000	1,100,000	1,300,000	1,300,000
TOTAL EXPENDITURES	3,657,610	1,100,000	1,100,000	1,300,000	1,300,000
ENDING FUND BALANCE	(3,340,356)	(3,239,556)	(3,208,956)	(3,035,456)	(2,861,956)

CITY OF BROKEN ARROW
FISCAL YEAR 2020 BUDGET & FISCAL YEAR 2021 FINANCIAL PLAN
GROUP HEALTH & LIFE FUND
FUND 61

Description:

The Group Health and Life Fund accounts for charges to the operating funds of the City used to pay the expenses of the City's shared risk group health and life insurance plans.

DESCRIPTION	ACTUAL 2018	BUDGET 2019	ESTIMATED ACTUAL 2019	BUDGET 2020	FINANCIAL PLAN 2021
REVENUES -					
Charges for Services	8,618,540	8,820,000	9,131,000	9,597,000	10,076,000
Interest	1,134	1,000	1,600	1,600	1,700
TOTAL REVENUE	8,619,674	8,821,000	9,132,600	9,598,600	10,077,700
BEGINNING FUND BALANCE	789,718	577,025	577,025	609,625	1,008,225
TOTAL SOURCES	9,409,392	9,398,025	9,709,625	10,208,225	11,085,925
EXPENDITURES -					
OTHER SERVICES & CHARGES -					
Claims	8,832,367	8,300,000	9,100,000	9,200,000	9,700,000
TOTAL EXPENDITURES	8,832,367	8,300,000	9,100,000	9,200,000	9,700,000
ENDING FUND BALANCE	577,025	1,098,025	609,625	1,008,225	1,385,925

**CITY OF BROKEN ARROW
FISCAL YEAR 2020 BUDGET & FISCAL YEAR 2021 FINANCIAL PLAN
DEBT SERVICE FUND
FUND 70**

Description:

The Debt Service Fund accounts for the principal, interest and fiscal agent fees associated with the general obligation debt approved in elections by the citizens of Broken Arrow. This fund also accounts for principal and interest payments on court-assessed judgments.

DESCRIPTION	ACTUAL 2018	BUDGET 2019	ESTIMATED ACTUAL 2019	BUDGET 2020	FINANCIAL PLAN 2021
REVENUES:					
Advalorem Taxes	15,568,321	15,500,000	15,900,000	16,100,000	16,700,000
Total Advalorem Taxes	15,568,321	15,500,000	15,900,000	16,100,000	16,700,000
Interest	83,208	195,000	165,000	175,000	165,000
Miscellaneous	-	-	-	-	-
OTHER FINANCING SOURCES					
Proceeds from long-term debt	-	-	-	-	-
Premium on Bonds Sold	247,650	-	391,153	-	-
TOTAL REVENUES & SOURCES	15,899,179	15,695,000	16,456,153	16,275,000	16,865,000
BEGINNING FUND BALANCE -					
Reserved for Debt Service	8,575,089	9,612,731	9,612,731	10,846,017	10,751,878
TOTAL SOURCES	24,474,268	25,307,731	26,068,884	27,121,017	27,616,878
EXPENDITURES:					
General Obligation Bonds					
Principal	9,910,000	10,555,000	10,116,904	10,055,000	10,815,000
Interest	3,601,087	3,723,300	3,720,726	4,782,013	3,759,851
Judgments					
Principal	269,102	750,000	338,100	300,000	250,000
Interest	33,259	38,000	45,425	36,000	30,000
Fiscal Agent Fees	10,000	10,350	10,450	11,125	12,025
TOTAL EXPENDITURES	13,823,448	15,076,650	14,231,606	15,184,138	14,866,876
OTHER FINANCING USES -					
Payment to Escrow Agent	-	-	-	-	-
Transfers Out	1,038,089	80,000	991,262	1,185,000	62,000
TOTAL OTHER FINANCING USES	1,038,089	80,000	991,262	1,185,000	62,000
ENDING FUND BALANCE -					
Reserved for Debt Service	9,612,731	10,151,081	10,846,017	10,751,878	12,688,002
MILLAGE RATE	17	17	16	17	17

CITY OF BROKEN ARROW
FISCAL YEAR 2020 BUDGET & FISCAL YEAR 2021 FINANCIAL PLAN
DEBT SERVICE FUND
FUND 70

DESCRIPTION	ACTUAL 2018	BUDGET 2019	ESTIMATED ACTUAL 2019	BUDGET 2020	FINANCIAL PLAN 2021
EXPENDITURES:					
General Obligation Bonds Principal:					
2002 General Obligation Bonds	305,000	-	-	-	-
2003 General Obligation Bonds	550,000	575,000	575,000	-	-
2008A General Obligation Bonds	760,000	760,000	-	-	-
2009B General Obligation Bonds	810,000	810,000	1,131,904	-	-
2009C General Obligation Bonds	230,000	230,000	230,000	230,000	230,000
2009D General Obligation Bonds	455,000	455,000	455,000	455,000	455,000
2010A General Obligation Bonds	215,000	215,000	215,000	215,000	220,000
2010B General Obligation Bonds	555,000	555,000	555,000	555,000	555,000
2011A General Obligation Bonds	260,000	260,000	260,000	260,000	260,000
2011B General Obligation Bonds	600,000	600,000	600,000	600,000	600,000
2012 General Obligation Bonds	630,000	630,000	630,000	630,000	630,000
2013A General Obligation Bonds	410,000	410,000	410,000	410,000	410,000
2013B General Obligation Bonds	325,000	325,000	325,000	325,000	325,000
2014A General Obligation Bonds	615,000	615,000	615,000	615,000	615,000
2014B General Obligation Bonds	350,000	350,000	350,000	350,000	350,000
2016A General Obligation Bonds	605,000	605,000	605,000	605,000	605,000
2016B General Obligation Bonds	345,000	345,000	345,000	345,000	345,000
2016C General Obligation Bonds	1,890,000	1,830,000	1,830,000	1,045,000	355,000
2016D General Obligation Bonds	-	985,000	985,000	985,000	985,000
2018A General Obligation Bonds	-	-	-	985,000	985,000
2018B General Obligation Bonds	-	-	-	-	570,000
2018C General Obligation Bonds	-	-	-	-	605,000
2018D General Obligation Bonds	-	-	-	-	250,000
2018E General Obligation Bonds	-	-	-	1,445,000	1,465,000
Total Principal	9,910,000	10,555,000	10,116,904	10,055,000	10,815,000

CITY OF BROKEN ARROW
FISCAL YEAR 2020 BUDGET & FISCAL YEAR 2021 FINANCIAL PLAN
DEBT SERVICE FUND
FUND 70

DESCRIPTION	ACTUAL 2018	BUDGET 2019	ESTIMATED ACTUAL 2019	BUDGET 2020	FINANCIAL PLAN 2021
General Obligation Bonds Interest:					
2002 General Obligation Bonds	6,634	-	-	-	-
2003 General Obligation Bonds	34,000	11,500	11,500	-	-
2008 General Obligation Bonds	207,338	173,200	173,138	140,838	107,588
2009B General Obligation Bonds	218,213	191,900	95,944	-	-
2009C General Obligation Bonds	59,815	52,400	52,340	44,865	37,390
2009D General Obligation Bonds	119,084	104,300	104,296	89,509	74,721
2010A General Obligation Bonds	21,435	15,700	15,684	9,664	3,300
2010B General Obligation Bonds	258,304	243,400	243,844	227,779	211,545
2011A General Obligation Bonds	130,785	125,600	125,585	119,085	111,285
2011B General Obligation Bonds	298,163	286,200	286,163	271,163	253,163
2012 General Obligation Bonds	192,270	182,900	182,820	175,733	167,228
2013A General Obligation Bonds	53,538	47,400	47,388	39,188	30,988
2013B General Obligation Bonds	156,694	150,200	150,194	143,694	137,194
2014A General Obligation Bonds	353,095	334,700	334,645	316,195	297,745
2014B General Obligation Bonds	64,625	57,700	57,625	50,625	43,625
2016A General Obligation Bonds	339,888	328,000	327,788	315,688	300,563
2016B General Obligation Bonds	194,913	184,300	184,263	173,913	163,563
2016C General Obligation Bonds	131,150	93,400	93,350	38,450	7,100
2016D General Obligation Bonds	761,147	497,600	497,581	477,881	453,256
2018A General Obligation Bonds	-	642,900	642,831	642,831	333,431
2018B General Obligation Bonds	-	-	-	575,719	375,263
2018C General Obligation Bonds	-	-	-	618,534	403,281
2018D General Obligation Bonds	-	-	-	47,813	28,125
2018E General Obligation Bonds	-	-	93,750	262,850	219,500
Total Interest	3,601,087	3,723,300	3,720,726	4,782,013	3,759,851

CITY OF BROKEN ARROW
FISCAL YEAR 2020 BUDGET & FISCAL YEAR 2021 FINANCIAL PLAN
DEBT SERVICE FUND
FUND 70

DESCRIPTION	ACTUAL 2018	BUDGET 2019	ESTIMATED ACTUAL 2019	BUDGET 2020	FINANCIAL PLAN 2021
EXPENDITURES:					
General Obligation Fiscal Agent Fees					
2002 General Obligation Bonds	225	-	-	-	-
2003 General Obligation Bonds	450	250	225	-	-
2008 General Obligation Bonds	600	600	600	600	600
2009B General Obligation Bonds	600	600	600	-	-
2009C General Obligation Bonds	450	500	450	450	450
2009D General Obligation Bonds	550	600	550	550	550
2010A General Obligation Bonds	375	400	375	375	375
2010B General Obligation Bonds	600	600	600	600	600
2011A General Obligation Bonds	450	500	450	450	450
2011B General Obligation Bonds	600	600	600	600	600
2012 General Obligation Bonds	600	600	600	600	600
2013A General Obligation Bonds	600	600	600	600	600
2013B General Obligation Bonds	600	600	600	600	600
2014A General Obligation Bonds	600	600	600	600	600
2014B General Obligation Bonds	600	600	600	600	600
2016A General Obligation Bonds	600	600	600	600	600
2016B General Obligation Bonds	300	600	600	600	600
2016C General Obligation Bonds	600	600	600	600	600
2016D General Obligation Bonds	600	600	600	600	600
2018A General Obligation Bonds	-	300	300	600	600
2018B General Obligation Bonds	-	-	-	300	600
2018C General Obligation Bonds	-	-	-	300	600
2018D General Obligation Bonds	-	-	-	300	600
2018E General Obligation Bonds	-	-	300	600	600
Total Fiscal Agent Fees	10,000	10,350	10,450	11,125	12,025

CITY OF BROKEN ARROW
FISCAL YEAR 2020 BUDGET & FISCAL YEAR 2021 FINANCIAL PLAN
BROKEN ARROW ECONOMIC DEVELOPMENT AUTHORITY
FUND 87

Description:

A Public Trust created to promote and encourage development of industry and commerce and other related activities on behalf of the City. The City Council serves as Trustees for the Authority.

DESCRIPTION	ACTUAL 2018	BUDGET 2019	ESTIMATED ACTUAL 2019	BUDGET 2020	FINANCIAL PLAN 2021
REVENUES :					
Interest	10,269	9,000	17,000	18,000	19,000
Miscellaneous (TIF Income)	933,942	1,111,000	1,236,643	1,277,749	1,320,332
TOTAL REVENUES	944,211	1,120,000	1,253,643	1,295,749	1,339,332
Other Financing Sources:					
Transfers In	1,200,000	1,200,000	1,200,000	900,000	1,200,000
TOTAL REVENUES & OTHER SOURCES	2,144,211	2,320,000	2,453,643	2,195,749	2,539,332
BEGINNING FUND BALANCE:					
Reserved Fund Balances					
Reserved for Other Purposes	(8,666,515)	(3,670,970)	(7,983,438)	(7,145,895)	(6,732,646)
Total Reserved Fund Balances	(8,666,515)	(3,670,970)	(7,983,438)	(7,145,895)	(6,732,646)
Unreserved Fund Balance	-	-	-	-	-
TOTAL FUND BALANCE	(8,666,515)	(3,670,970)	(7,983,438)	(7,145,895)	(6,732,646)
TOTAL SOURCES	(6,522,304)	(1,350,970)	(5,529,795)	(4,950,146)	(4,193,314)
EXPENDITURES -					
Other Services and Charges	1,201,153	1,250,000	878,700	812,500	832,500
Debt Service	259,981	750,000	737,400	970,000	975,000
TOTAL EXPENDITURES	1,461,134	2,000,000	1,616,100	1,782,500	1,807,500
ENDING FUND BALANCE:					
Reserved Fund Balances					
Reserved for Other Purposes	(7,983,438)	(3,350,970)	(7,145,895)	(6,732,646)	(6,000,814)
Total Reserved Fund Balances	(7,983,438)	(3,350,970)	(7,145,895)	(6,732,646)	(6,000,814)
Unreserved Fund Balance	-	-	-	-	-
Total Fund Balance	(7,983,438)	(3,350,970)	(7,145,895)	(6,732,646)	(6,000,814)

**CITY OF BROKEN ARROW
FISCAL YEAR 2020 BUDGET & FISCAL YEAR 2021 FINANCIAL PLAN
2011 BOND ISSUE
FUND 91**

Description:

A Capital Project Fund which accounts for the expenditures of bond proceeds received by the City in Fiscal Years 2012, 2013, 2014, 2015 & 2016. These bonds were approved by a vote of the citizens of the City in April 2011. These proceeds provide funds for various street, public safety, park and stormwater improvements.

DESCRIPTION	ACTUAL 2018	BUDGET 2019	ESTIMATED ACTUAL 2019	BUDGET 2020	FINANCIAL PLAN 2021
REVENUES:					
Interest	78,606	50,000	90,000	50,000	-
Miscellaneous	-	-	-	-	-
OTHER FINANCING SOURCES -					
General Obligation Bond Proceeds	-	-	-	-	-
TOTAL REVENUES & OTHER SOURCES	78,606	50,000	90,000	50,000	-
BEGINNING FUND BALANCE -					
Reserved for Capital Projects	11,840,890	10,141,891	10,141,891	7,461,891	-
TOTAL SOURCES	11,919,496	10,191,891	10,231,891	7,511,891	-
EXPENDITURES -					
Capital projects	1,777,605	9,252,100	2,770,000	7,511,891	-
OTHER FINANCING USES -					
Bond Issuance Costs	-	-	-	-	-
TOTAL EXPENDITURES AND OTHER USES	1,777,605	9,252,100	2,770,000	7,511,891	-
ENDING FUND BALANCE -					
Reserved for Capital Projects	10,141,891	939,791	7,461,891	-	-

**CITY OF BROKEN ARROW
FISCAL YEAR 2020 BUDGET & FISCAL YEAR 2021 FINANCIAL PLAN
CAPITAL OUTLAY
2011 BOND ISSUE
FUND 91**

	PROJECT NUMBER	FISCAL YEAR	
		2020	2021
STREETS:			
CAPITAL OUTLAY:			
CONSTRUCTION:			
NEW ORLEANS: ASPEN/OLIVE - 3 TO 4 LANE	ST1209	1,192,300	-
37TH STREET: ALBANY/HOUSTON - 3 LANE	ST1413	1,667,800	-
PROJECTS TO BE DETERMINED	ST2024	183,604	-
TOTAL STREETS		3,043,704	-
PUBLIC SAFETY:			
CAPITAL OUTLAY:			
CONSTRUCTION:			
FIRE STATION #3 REPLACEMENT	163511	1,784,043	-
PROJECTS TO BE DETERMINED	203529	396,519	-
TOTAL PUBLIC SAFETY		2,180,562	-
QUALITY OF LIFE:			
CAPITAL OUTLAY:			
EVENTS PARK	116016	729,900	-
37TH DETENTION PARK	166024	159,800	-
PROJECTS TO BE DETERMINED	206029	347,043	-
TOTAL QUALITY OF LIFE		1,236,743	-
STORMWATER:			
CAPITAL OUTLAY:			
FAIRWAY PARK DETENTION POND PHASE II	SW1202	248,200	-
MASTER DRAINAGE PLAN - BROKEN ARROW CREEK	SW1203	30,200	-
37TH ST DETENTION ADAMS CREEK - BETWEEN ALBANY/OMAHA	SW1312	280,700	-
STACEY LYNN 7 DRAINAGE IMPROVEMENTS	SW1605	100,000	-
PROJECTS TO BE DETERMINED	SW2001	391,782	-
TOTAL STORMWATER		1,050,882	-
TOTAL EXPENDITURES		7,511,891	-

**CITY OF BROKEN ARROW
FISCAL YEAR 2020 BUDGET & FISCAL YEAR 2021 FINANCIAL PLAN
2014 BOND ISSUE
FUND 92**

Description:

A Capital Project Fund which accounts for the expenditures of bond proceeds received by the City in Fiscals Year 2015 and 2016. These bonds were approved by a vote of the citizens of the City in August 2014. These proceeds provide funds for various street, public safety, park and stormwater improvements.

DESCRIPTION	ACTUAL 2018	BUDGET 2019	ESTIMATED ACTUAL 2019	BUDGET 2020	FINANCIAL PLAN 2021
REVENUES:					
Interest	177,222	200,000	275,000	200,000	-
Intergovernmental	484,654	-	42,000	-	-
Miscellaneous	-	-	48,000	-	-
OTHER FINANCING SOURCES -					
General Obligation Bond Proceeds	18,755,000	10,860,000	10,860,000	-	-
TOTAL REVENUES & OTHER SOURCES	19,416,876	11,060,000	11,225,000	200,000	-
BEGINNING FUND BALANCE -					
Reserved for Capital Projects	25,861,213	37,682,724	37,682,724	30,982,750	-
TOTAL SOURCES	45,278,089	48,742,724	48,907,724	31,182,750	-
EXPENDITURES -					
Capital projects	7,457,617	48,154,175	17,804,974	31,182,750	-
OTHER FINANCING USES -					
Bond Issuance Costs	137,748	120,000	120,000	-	-
TOTAL EXPENDITURES AND OTHER USES	7,595,365	48,274,175	17,924,974	31,182,750	-
ENDING FUND BALANCE -					
Reserved for Capital Projects	37,682,724	468,549	30,982,750	-	-

CITY OF BROKEN ARROW
FISCAL YEAR 2020 BUDGET & FISCAL YEAR 2021 FINANCIAL PLAN
CAPITAL OUTLAY
2014 BOND ISSUE
FUND 92

	PROJECT NUMBER	FISCAL YEAR 2020	2021
STREETS:			
CAPITAL OUTLAY:			
CONSTRUCTION:			
23RD: KENOSHA/HOUSTON - 5 LANES	ST0914	1,859,300	-
FLORENCE: OLIVE/ASPEN - 3 & 5 LANES	ST1410	3,871,800	-
WASHINGTON: GARNETT/OLIVE	ST1616	192,200	-
KENOSHA: DATE/MAIN - 5 LANES	ST1703	2,330,350	-
RESURFACE 7 MILES OF 2 LANE ARTERIAL STREETS	ST1706	100,900	-
OLIVE: ALBANY/KENOSHA - 4 LANES	ST1710	2,647,600	-
ASH - DALLAS TO COLLEGE	ST1711	144,000	-
1ST - DALLAS TO COLLEGE	ST1712	524,200	-
ALBANY: 9TH/23RD 4 & 5 LANE/INTERSECTION 23RD	ST1411	4,296,800	-
HOUSTON: ELM/GARNETT-3 TO 5 LANES ENGINEERING	ST1944	262,500	-
NEW ORLEANS: ASPEN/OLIVE 3 TO 4 LANES	ST1209	740,700	-
TOTAL STREETS		16,970,350	-
PUBLIC SAFETY:			
POLICE MOBILE DATA/TECHNOLOGY	163023	127,900	-
FIRE STATION #3 INCLUDING FIRE TRUCK AND AMBULANCE	163511	1,440,800	-
FIRE STATION #7	173513	361,700	-
AERIAL FIRE TRUCK	183505	14,300	-
PUBLIC SAFETY COMPLEX PHASE I	181707	36,500	-
PUBLIC SAFETY COMPLEX PHASE 2	191711	950,000	-
POLICE AND FIRE COMMAND VEHICLE	191712	500,000	-
RADIO COMMUNICATION TOWER	191713	500,000	-
SCBA	173510	43,700	-
TOTAL PUBLIC SAFETY		3,974,900	-
QUALITY OF LIFE:			
EVENTS PARK			
TRAILS NETWORK		250,000	-
ADULT SOFTBALL 5 PLEX	176037	3,445,300	-
ARROWHEAD PARK CONCESSION EXPANSION/UMPIRE BUILDING	176036	160,700	-
COMMUNITY TRAIL NETWORK	176021	843,400	-
37TH ST PARK	176023	263,000	-
HIGHLAND PARK: PLAYGROUND/PLAYING FIELDS	196024	175,000	-
VANDEVER PARK: NEW PLAYGROUND	196025	159,700	-
INDIAN SPRINGS SPORTS COMPLEX:			
NEW PLAYGROUND	176043	78,600	-
TOTAL QUALITY OF LIFE		5,375,700	-

**CITY OF BROKEN ARROW
FISCAL YEAR 2020 BUDGET & FISCAL YEAR 2021 FINANCIAL PLAN
CAPITAL OUTLAY
2014 BOND ISSUE
FUND 92**

	PROJECT NUMBER	FISCAL YEAR	
		2020	2021
PUBLIC BUILDINGS:			
CAPITAL OUTLAY:			
ART CENTER	161715	987,000	-
MAINTENANCE CENTER - LAND-A/E DESIGN	181708	738,700	-
LAND-SAND/SALT STORAGE	191714	325,000	-
TOTAL PUBLIC BUILDINGS		2,050,700	-
STORMWATER:			
37TH ST REGIONAL DETENTION FACILITY	SW1504	360,200	-
DRAINAGE IMPROVEMENTS - PHASE I	SW1505	22,600	-
DRAINAGE IMPROVEMENT			
ALBANY: LYNN LANE/23RD ST	SW1709	1,798,300	-
DRAINAGE IMPROVEMENT	SW1505	315,000	-
NEW ORLEANS EAST OF GARNETT			
23RD ST SOUTH OF 151ST E AVE			
WEST SHREVEPORT EAST OF ASPEN INCLUDING BRIDGE			
DRAINAGE IMPROVEMENT	SW1709	315,000	-
TUCSON EAST OF LYNN LANE			
23RD ST SOUTH OF WASHINGTON			
TOTAL STORMWATER		2,811,100	-
TOTAL FUND 92		31,182,750	-

**CITY OF BROKEN ARROW
FISCAL YEAR 2020 BUDGET & FISCAL YEAR 2021 FINANCIAL PLAN
2018 BOND ISSUE
FUND 93**

Description:

A Capital Project Fund which accounts for the expenditures of bond proceeds received by the City in Fiscals Year 2019 and 2020. These bonds were approved by a vote of the citizens of the City in August 2018. These proceeds provide funds for various street, public safety, park and stormwater improvements.

DESCRIPTION	ACTUAL 2018	BUDGET 2019	ESTIMATED ACTUAL 2019	BUDGET 2020	FINANCIAL PLAN 2021
REVENUES:					
Interest	-	140,000	135,000	160,000	160,000
Intergovernmental	-	-	-	-	-
Miscellaneous	-	-	-	-	-
OTHER FINANCING SOURCES -					
General Obligation Bond Proceeds	-	12,500,000	12,500,000	22,500,000	17,000,000
TOTAL REVENUES & OTHER SOURCES	-	12,640,000	12,635,000	22,660,000	17,160,000
BEGINNING FUND BALANCE -					
Reserved for Capital Projects	-	-	-	12,503,500	21,500
TOTAL SOURCES	-	12,640,000	12,635,000	35,163,500	17,181,500
EXPENDITURES -					
Capital projects	-	12,500,000	-	34,992,000	17,000,000
OTHER FINANCING USES -					
Bond Issuance Costs	-	132,000	131,500	150,000	155,000
TOTAL EXPENDITURES AND OTHER USES	-	12,632,000	131,500	35,142,000	17,155,000
ENDING FUND BALANCE -					
Reserved for Capital Projects	-	8,000	12,503,500	21,500	26,500

CITY OF BROKEN ARROW
FISCAL YEAR 2020 BUDGET & FISCAL YEAR 2021 FINANCIAL PLAN
CAPITAL OUTLAY
2018 BOND ISSUE
FUND 93

	PROJECT NUMBER	FISCAL YEAR	
		2020	2021
STREETS:			
CAPITAL OUTLAY:			
CONSTRUCTION:			
HOUSTON-9TH/OLD HIGHWAY 51	ST1926	1,480,000	-
WASHINGTON-OLIVE/ASPEN	ST1927	4,700,000	-
ELM & NEW ORLEANS	ST1928	600,000	-
9TH & KENOSHA	ST1929	440,000	-
9TH & HILLSIDE DR	ST1930	380,000	-
23RD- OMAHA/ALBANY	ST1931	400,000	-
BRIDGE-23RD-OMAHA/ALBANY	ST1932	330,000	-
REHAB RESIDENTIAL STREETS	ST1933	3,455,000	-
OLD TOWN-KENOSHA-HOUSTON/ELM-9TH	ST1934	500,000	-
SIDEWALK IMPROVEMENTS	ST1935	480,000	-
DOWNTOWN INFRASTRUCTURE IMPROVEMENTS	ST1936	600,000	-
9TH/HWY 51 SIDEWALK	ST1939	12,000	-
9TH-HOUSTON/WASHINGTON	ST2027	420,000	-
HOUSTON-GARNETT/OLIVE	ST2028	470,000	-
HOUSTON-OLIVE/ASPEN	ST2029	350,000	-
WASHINGTON & ASPEN INTERSECTION IMPROVEMENTS	ST2030	2,200,000	-
ASPEN-TUCSON/WEST SHREVEPORT	ST2031	600,000	-
TOTAL STREETS		17,417,000	-
QUALITY OF LIFE:			
WOLF CREEK PARK - PICNIC PAVILLION	196028	35,000	-
NEINHUIS PARK SKATE PARK	196029	650,000	-
INDIAN SPRINGS SPORTS COMPLEX - PLAY AREA	196030	25,000	-
PARK - SW BROKEN ARROW	196031	1,620,000	-
COMMUNITY TRAIL NETWORK - PEDESTRIAN TRAIL	196032	400,000	-
EVENTS PARK- SYNTHETIC TURF FOR SOFTBALL	176037	750,000	-
JACKSON PARK RESTROOMS AND IMPROVEMENTS	206031	300,000	-
NIENHUIS PARK IMPROVEMENTS	206032	300,000	-
INDIAN SPRINGS SPORTS COMPLEX IMPROVEMENTS	206033	225,000	-
TOTAL QUALITY OF LIFE		4,305,000	-
PUBLIC BUILDINGS:			
ARMED FORCES MEETING HALL	191718	660,000	-
SENIOR CENTER MEETING/ACTIVITY CENTER	191719	280,000	-
LAND - SENIOR CENTER	191720	1,300,000	-
SOFTWARE UPGRADE FOR CITY FACILITIES	191721	3,030,000	-
TOTAL PUBLIC BUILDINGS		5,270,000	-

**CITY OF BROKEN ARROW
FISCAL YEARS 2020 BUDGET & 2021 FINANCIAL PLAN
2018 BOND ISSUE
FUND 93**

	PROJECT NUMBER	FISCAL YEAR	
		2020	2021
STORMWATER:			
STONE RIDGE TOWNE CENTER-ALBANY/HWY 51	SW1910	390,000	-
INDIAN SPRINGS-JASPER/ASPEN	SW1911	600,000	-
TIGER CREEK NATURE PARK-ALBANY-9TH/23RD	SW1912	100,000	-
ADAMS CREEK WETLANDS PRESERVE-HILLSIDE-9TH/23RD	SW1913	125,000	-
ASPEN POND IMPROVEMENTS	SW1918	90,000	-
RAIN GARDEN	SW1920	25,000	-
TOTAL STORMWATER		1,330,000	-
DRAINAGE:			
ADAMS CREEK BASIN	SW1914	250,000	-
BROKEN ARROW CREEK BASIN	SW1915	250,000	-
HAIKEY CREEK BASIN	SW1916	160,000	-
ELM OR ASPEN CREEK BASIN	SW1917	250,000	-
TOTAL DRAINAGE		910,000	-
PUBLIC SAFETY:			
FIRE STATION-REPLACEMENT OF FIRE STATION 7	203530	4,500,000	-
FIRE TRUCKS AND/OR AMBULANCES	203531	1,000,000	-
BROKEN ARROW JAIL RENOVATION	203019	260,000	-
TOTAL PUBLIC SAFETY		5,760,000	-
2021 PROJECT			
PROJECTS TO BE DETERMINED		-	17,000,000
TOTAL 2021 PROJECTS		-	17,000,000
TOTAL EXPENDITURES		34,992,000	17,000,000

A large, stylized orange arrow points diagonally from the bottom-left towards the top-right. Behind the arrow is a large, light-orange circular shape. Several curved, orange lines sweep across the page, intersecting the arrow and the circle, creating a sense of motion and design.

CITY OF BROKEN ARROW

ACRONYMS & GLOSSARY

FY2020 BUDGET

FY2021 FINANCIAL PLAN



Acronyms

BAEDA - Broken Arrow Economic Development Authority
BAMA - Broken Arrow Municipal Authority
CDBG - Community Development Block Grant
CIP - Capital Improvement Plan
EPA - Environmental Protection Agency
FBI - Federal Bureau of Investigation
FEMA - Federal Emergency Management Agency
GAAP - Generally Accepted Accounting Principles
GASB - Governmental Accounting Standards Board
GIS - Geographic Information System
HUD - Home and Urban Development
IT - Information Technology
ODEQ - Oklahoma Department of Environmental Quality
ODOT - Department of Transportation
OWRB – Oklahoma Water Resource Board
ROW - Right-of-Way
SCBA - Self-Contained Breathing Apparatus
TIF - Tax Increment Financing (District)

Glossary

Account - An entity for recording specific revenues or expenditures, or for grouping related or similar classes of revenues and expenditures and recording them within a fund or department.

Accounting System - The total structure of records and procedures, which discover, record, classify, summarize and report information on the financial position and results of operations of a government or any of its funds, fund types, balanced account groups, or organizational components.

Accrual Accounting - See Modified Accrual Accounting

Ad Valorem Taxes - Commonly referred to as property taxes. These charges are levied on all real and certain personal property according to the property's assessed valuation and the tax rate.

Appropriation - A legal authorization granted by the City Commission to make expenditures and to incur obligations for specific purposes.

Assessed Valuation - A valuation set upon real or personal property by a government as a basis for levying taxes.

Assets - Property owned by a governmental unit that has monetary value.

Audit - The examination of documents, records, reports, systems of internal control, accounting and financial procedures.

Audit Report - The report prepared by an independent auditor.



Balanced Budget – The use of resources for operating purposes does not exceed available resources over a defined budget period.

Bond - A written promise to pay a sum of money on a specific date at a specified interest rate. The most common type of bonds are general obligation and revenue bonds that are most frequently used for construction of large capital projects.

Bond Fund - A fund used to account for the proceeds of general obligation bond issues.

Bonded Indebtedness - That portion of indebtedness represented by outstanding bonds.

Budget - A plan of financial operation embodying an estimate of proposed expenditures for a given period and the proposed means of financing them. The term usually indicates a financial plan for a single fiscal year.

Budget Document - The instrument used by the budget -making authority to present a comprehensive financial program to the appropriating body.

Budget Message - A general discussion of the proposed budget as presented by the City Manager to the legislative body.

Budgetary Control - The control or management of a governmental unit in accordance with an approved budget for the purpose of keeping expenditures within the limitation of available appropriations and available revenues.

Capital Budget - A plan of proposed capital outlays for the current fiscal period.

Capital Improvement Fund - A fund designated for capital budget expenditures.

Capital Outlay - Expenditures, which result in the acquisition of or addition to, fixed assets, such as equipment, vehicles, building improvements or major repairs.

Chart of Accounts - The classification system used by the City to organize the accounting for various funds.

C.I.P. - Capital Improvement Plan

Contingency - The amount of a reasonable reserve in order that temporary losses in income or occasional expenditure emergencies may be met to avoid a cumulative deficit position.

Debt - An obligation resulting from the borrowing of money or from the purchase of goods and services.

Debt Limit - The maximum amount of gross or net debt, which is permitted by law.



Debt Service Fund - A fund established to finance and account for the payment of interest and principal on all general obligation bonds, special assessments and revenue debt issued or serviced by another governmental entity. This fund was formerly called a sinking fund.

Department - A major administrative division of the City that indicates overall management responsibility for an operation or a group of related operations within a functional area.

Encumbrance - The commitment of appropriated funds to purchase an item or service. They cease to be an encumbrance when paid or when the actual liability is set up.

Ending Fund Balance - The excess of the fund's assets and estimated revenues for the period over its liabilities, reserves and appropriations for the period.

Enterprise Fund - A governmental accounting fund in which the services provided are financed and operated similarly to those of a private business. Examples of enterprise funds are those for water, sewer, solid waste or golf courses.

Estimated Revenue - The amount of projected revenue to be collected during a fiscal year.

Expenditures - Decreases in net financial resources.

Fiscal Year - The time period designated by the City signifying the beginning and ending period for recording financial transactions.

Franchise - A special privilege granted by a government permitting the continuing use of public property usually involving the elements of monopoly and regulation.

Fund - A fiscal and accounting entity with a self-balancing set of accounts recording cash and other financial resources , together with all related liabilities and residual balances , which are segregated for the purpose of carrying on specific activities in accordance with special regulations , restrictions or limitations.

Fund Balance - The excess of the fund's assets and estimated revenues for the period over its liabilities, reserves and appropriations for the period.

General Fund - A fund used to account for all transactions of a governmental unit which are not accounted for in another fund.

General Obligation Bonds - Bonds for whose payments the full faith and credit of the issuing body are pledged.

G.I.S. - Geographic Information System



Goal - A statement of broad direction, purpose or intent based on the needs of the community.

Grant - A contribution by one governmental unit to another.

Infrastructure - Structure and equipment such as highways, bridges, building and public utilities such as water and sewer systems.

Investments - Securities and real estate held for the production of income in the form of interest, dividends, or lease payments.

Liabilities - Debt or other legal obligations arising out of transactions in the past which must be liquidated, renewed or refunded at some future date.

Long-Term Debt - Debt with a maturity of more than one year after the date of issuance.

Maintenance - The upkeep of physical properties in condition for use or occupancy.

Mill - The property tax rate that is based on the valuation of property. A tax rate of one mill produces one dollar of taxes on each \$1,000 of assessed property valuation.

Modified Accrual Accounting - The basis of accounting under which expenditures are recorded as soon as they result in liabilities for benefits received and revenue is recorded when received. The extent of modification varies in practice, depending upon the accountants' judgement.

O.D.E.Q. - Oklahoma Department of Environmental Quality

O.W.R.B. - Oklahoma Water Resources Board

Ordinance - A formal legislative enactment by the governing board of a municipality.

Resolution - A special or temporary order of the City Commission requiring less legal formality than an Ordinance or State Statute.

Special Assessment - A compulsory levy made by a local government against certain properties to defray part or all of the cost of a specific improvement, which is presumed to be of general benefit to such properties.

Special Revenue Funds - Funds used to account for resources allocated for specific purposes.

Transfers In/Out - Amounts transferred from one fund to another to help in financing the services and expenditures of the recipient fund.

A large, stylized orange arrow points diagonally from the bottom-left towards the top-right. Behind the arrow is a large, light-orange circular shape with several curved, overlapping bands of a slightly darker shade of orange, creating a sense of motion or a target. The text is centered over this graphic.

CITY OF BROKEN ARROW

APPENDICES

FY2020 BUDGET

FY2021 FINANCIAL PLAN

ATTACHMENT A

1.0 PREVENTATIVE MAINTENANCE WORK (STREET SALES TAX PROJECTS)

<u>Subdivision Name</u>	<u>Est. Cost</u>
Covington Estates	\$113,695
West Park Addition	\$44,949
North Pecan Place	\$135,623
Southern Trails	\$43,580
Windsor Estates	\$154,587
Barry Dalton Medallion	\$175,997
Charleston	\$97,464
Chimney Ridge	\$199,744
Country Club Estates	\$128,495
Leland Acres	\$53,907
Willow Springs	\$261,917
Willow Springs 5 th Addition	\$192,161
South Park Estates	\$183,000
Pembroke Park	\$157,500
Mittsford Bridge	\$144,000
6100 Center	\$50,000
Carriage Crossing	\$50,000
Turtle Creek	\$189,000
Oak Creek South	\$318,000
Deerfield at Forest Ridge	\$126,000
Cedar Springs Estates	\$232,500
East Reno Street	\$150,000
Indian Springs Park 2 nd Addition	\$75,000
Windsor Estates	\$48,000
Valley Ridge Rosser	\$66,000
HA5 (High Density Mineral Bond)	\$250,000
Street Markings – Various Locations	\$200,000
Annual Street Maintenance – Various Locations	\$100,000
Annual Sidewalk Maintenance – Various Locations	\$75,000
Subtotal	\$4,016,119

2.0 RESTORATIVE MAINTENANCE WORK (2018 GO BOND PROJECTS)

<u>Subdivision Name</u>	<u>Est. Cost</u>
Elmwood Estates	\$472,583
Melinda Park	\$606,309
Southbrooke Estates	\$600,000
Meadow Heights and Elmwood Place	<u>\$626,108</u>
Subtotal	\$2,305,000

ATTACHMENT B

2018 GO BOND PROGRAM - LIST OF PROPOSED PROJECTS AND COSTS

Series 2019A

Proposition 1

Widen Houston Street from 9 th Street to Old Highway 51	\$890,000
Widen 9 th Street from Houston Street to Washington Street	\$420,000
Widen Houston Street from Garnett Road to Olive Avenue	\$470,000
Widen Houston Street from Olive Avenue to Aspen Avenue	\$350,000
Widen Washington Street from Olive Avenue to Aspen Avenue	\$4,140,000
Construct improvements to the intersection at Washington Street And Aspen Avenue	\$2,200,000
Widen Aspen Avenue from Tucson Street to West Shreveport Street	\$600,000
Construct improvements to the intersection at 9 th Street and Kenosha Street	\$260,000
Construct improvements to the intersection at 9 th Street and Hillside Drive	\$230,000
Rehabilitate and/or resurface various residential streets located throughout the city	\$2,305,000
Sidewalk improvements – various locations	\$250,000
Proposition 1 Subtotal	\$12,115,000

Proposition 2

Acquisition, construction, equipping and furnishing of a new Fire Station located at Washington Street and 1 st Place for replacement of Fire Station No. 7	\$4,500,000
Acquisition and equipping of fire trucks and/or ambulances	\$1,000,000
Expansion, renovation, equipping and furnishing of Broken Arrow Police Department jail	\$260,000
Proposition 2 Subtotal	\$5,760,000

Proposition 3

Construction of additional restrooms and improvements at Jackson Park	\$300,000
Improvements to Nienhuis Park	\$300,000
Improvements to Nienhuis Park Skate Park	\$600,000
Improvements to Indian Springs Sports Complex	\$225,000
Construct, furnish and equip a new park to be located in the southwest part of Broken Arrow	\$1,380,000
Proposition 3 Subtotal	\$2,805,000

Proposition 4

Software upgrade for city facilities

\$1,400,000

Proposition 4 Subtotal**\$1,400,000****Proposition 5**Drainage improvements in the vicinity of Stone Ridge Towne
Center located at Albany Street and State Highway 51

\$150,000

Drainage and channelization improvements in the vicinity of
Indian Springs, near Jasper Street and Aspen Avenue

\$270,000

Proposition 5 Subtotal**\$420,000**