



July 18, 2017

City of Broken Arrow
Engineering and Construction Department
485 N. Poplar Ave.
Broken Arrow, OK 74012

Attn: Joe Vardasco, Project Manager

RE: 37th Street: Albany to Omaha, Bid No. 17.154, RWD #4
Change Order Request #001

Mr. Vardasco,

This change order request has been occasioned by the City of Broken Arrow directing Paragon Contractors, LLC to perform the below scope of work of lowering and or moving an existing force main at station 18+50 to 22+50.

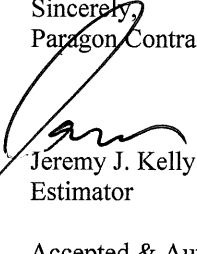
SCOPE OF WORK

Provide all Labor, Material and Equipment:

150.000.840	18" PVC C900 DR-14, Fittings, Tie Ins (Force Main)
-------------	--

COR#001.....{ADD} \$82,500.00


Sincerely,
Paragon Contractors, LLC


Jeremy J. Kelly
Estimator

Accepted & Authorization to proceed by:: _____

Title: _____ Date: _____

2108 North 129th East Avenue Tulsa, OK 74116
Ph: (918) 582-8800 Fx: (918) 582-8804
A Limited Liability Company



Contract ID _____

Oklahoma Department of Transportation

Cost Breakdown For Differing Site Conditions, Changes & Extra Work

Project No. 37th Street: Albany to Omaha Date 07/19/2017

County Wagoner Contractor Paragon Contractors, LLC.

Description of Work Relocate Force Main - Stations 18+50 - 22+50

1. Labor Total (Refer to Attachment A)					\$11,759.00
a) Labor Overhead & Profit	%	25.00			\$2,939.75

2. Material Total (Refer to Attachment B)					\$29,292.50
a) Material Overhead & Profit	%	20.00			\$5,858.50

3. Equipment Total (Refer to Attachment C)					\$21,927.20
a) Equipment Additional Administrative Cost & Profit	%	20.00			\$4,385.44

4. a) Bonds	%	1.00			\$629.79
b) Property Damage & Liability Insurance	Rate / \$1000 of Payroll	42.50			\$499.76
c) Workers Compensation	Rate / \$100 of Payroll	12.83			\$1,508.68
d) Unemployment Insurance Contribution	%	3.80			\$446.84
e) Social Security Taxes	%	7.65			\$899.56
f) Employment Fringe Benefits	%	20.00			\$2,351.80

5. Subcontracted Work Total					\$0.00
a) Prime Contractor Overhead on Subcontracted Work	%	10.00			\$0.00

6. Work of a Non-Highway Construction Nature					
a) Prime Contractor Overhead on Subcontracted Work	%	10.00			

7. Total Cost of Work					\$82,498.82
a) Unit Price	\$206.25	Quantity	400	Units	LF
					\$82,500.00

Attachment A - Labor Total

Contract ID: _____

Description: Relocate Force Main - Stations 18+50 - 22+50

Labor Classification	No.	Rate / Hour	Total Hours	Total for Each Labor Class
Labor	5.00	18.00	70.00	6,300.00
Operator	1.00	20.00	70.00	1,400.00
Foreman	1.00	27.50	70.00	1,925.00
Project Manager	1.00	35.75	2.00	71.50
Labor (Night time / Time and 1/2) tie In	5.00	27.00	10.00	1,350.00
Operator (Night time / Time and 1/2) tie in	1.00	30.00	10.00	300.00
Foreman (Night time / Time and 1/2) tie In	1.00	41.25	10.00	412.50
Labor Total				11,759.00

Contract ID: _____

[illegible]

Description: Relocate Force Main - Stations 18+50 - 22+50

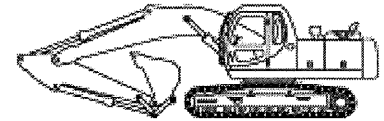
Page 2 of 4

Rental Rate Blue Book®

July 19, 2017

Komatsu PC400HD-5 (disc. 1995)

Crawler Mounted Hydraulic Excavators



Size Class:

40.1 - 50.0 MTons

Weight:

98,230 lbs.
Configuration for PC400HD-5 (disc. 1995)

Bucket Capacity - Heaped

2.38 cu yd

Power Mode

Diesel

Net Horsepower

276 hp

Operating Weight

44.6 mt
Blue Book Rates

** FHWA Rate is equal to the monthly ownership cost divided by 176 plus the hourly estimated operating cost.

	Ownership Costs				Estimated Operating Costs	FHWA Rate**
	Monthly	Weekly	Daily	Hourly	Hourly	Hourly
Published Rates	\$16,275.00	\$4,555.00	\$1,140.00	\$170.00	\$83.55	\$176.02
Adjustments						
Region (100%)	-	-	-	-		
Model Year (1995: 100%)	-	-	-	-		
Ownership (100%)	-	-	-	-		
Operating (100%)					-	
Total:	\$16,275.00	\$4,555.00	\$1,140.00	\$170.00	\$83.55	\$176.02

Rate Element Allocation

Element	Percentage	Value
Depreciation (ownership)	36%	\$5,859.00/mo
Overhaul (ownership)	49%	\$7,974.75/mo
CFC (ownership)	7%	\$1,139.25/mo
Indirect (ownership)	8%	\$1,302.00/mo
Fuel (operating) @ 2.53	35%	\$29.33/hr

Revised Date: 2nd Half 2017

These are the most accurate rates for the selected Revision Date(s). However, due to more frequent online updates, these rates may not match Rental Rate Blue Book Print. Visit the Cost Recovery Product Guide on our Help page for more information.

The equipment represented in this report has been exclusively prepared for TYLER ROGERS (tyler@paragontulsa.com)

Rental Rate Blue Book®

July 19, 2017

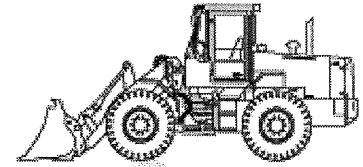
Komatsu WA250-3PT (disc. 2003)

4-Wd Articulated Wheel Loaders

Size Class:

120 - 134 HP

Weight:

27,540 lbs.

Configuration for WA250-3PT (disc. 2003)

Operator Protection	EROPS	Net Horsepower	131 hp
Power Mode	Diesel	Bucket Capacity - Heaped	2.5 cu yd

Blue Book Rates

** FHWA Rate is equal to the monthly ownership cost divided by 176 plus the hourly estimated operating cost.

	Ownership Costs				Estimated Operating Costs	FHWA Rate**
	Monthly	Weekly	Daily	Hourly	Hourly	Hourly
Published Rates	\$4,225.00	\$1,185.00	\$295.00	\$44.00	\$26.80	\$50.81
Adjustments						
Region (100%)	-	-	-	-		
Model Year (2003: 100%)	-	-	-	-		
Ownership (100%)	-	-	-	-		
Operating (100%)	-	-	-	-	-	
Total:	\$4,225.00	\$1,185.00	\$295.00	\$44.00	\$26.80	\$50.81

Rate Element Allocation

Element	Percentage	Value
Depreciation (ownership)	41%	\$1,732.25/mo
Overhaul (ownership)	39%	\$1,647.75/mo
CFC (ownership)	8%	\$338.00/mo
Indirect (ownership)	12%	\$507.00/mo
Fuel (operating) @ 2.53	40%	\$10.67/hr

Revised Date: 2nd Half 2017

These are the most accurate rates for the selected Revision Date(s). However, due to more frequent online updates, these rates may not match Rental Rate Blue Book Print. Visit the Cost Recovery Product Guide on our Help page for more information.

The equipment represented in this report has been exclusively prepared for TYLER ROGERS (tyler@paragontulsa.com)

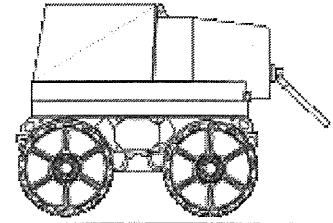
Rental Rate Blue Book®

July 19, 2017

Bomag BW85T (disc. 1998)

Trench Compactors

Size Class:
26 - 34 Inches
 Weight:
2,865 lbs.


Configuration for BW85T (disc. 1998)

Number of Drums	2	Power Mode	Diesel
Net Horsepower	15.6 hp	Drum Width	33.5"

Blue Book Rates

** FHWA Rate is equal to the monthly ownership cost divided by 176 plus the hourly estimated operating cost.

	Ownership Costs				Estimated Operating Costs	FHWA Rate**
	Monthly	Weekly	Daily	Hourly	Hourly	Hourly
Published Rates	\$3,585.00	\$1,005.00	\$250.00	\$38.00	\$11.55	\$31.92
Adjustments						
Region (100%)	-	-	-	-		
Model Year (1998: 100%)	-	-	-	-		
Ownership (100%)	-	-	-	-		
Operating (100%)					-	
Total:	\$3,585.00	\$1,005.00	\$250.00	\$38.00	\$11.55	\$31.92

Rate Element Allocation

Element	Percentage	Value
Depreciation (ownership)	33%	\$1,183.05/mo
Overhaul (ownership)	55%	\$1,971.75/mo
CFC (ownership)	5%	\$179.25/mo
Indirect (ownership)	7%	\$250.95/mo
Fuel (operating) @ 2.53	14%	\$1.61/hr

Revised Date: 2nd Half 2017

These are the most accurate rates for the selected Revision Date(s). However, due to more frequent online updates, these rates may not match Rental Rate Blue Book Print. Visit the Cost Recovery Product Guide on our Help page for more information.

The equipment represented in this report has been exclusively prepared for TYLER ROGERS (tyler@paragontulsa.com)