



City of Broken Arrow
Meeting Agenda
Broken Arrow Municipal Authority

Chairperson Craig Thurmond

Vice Chair Scott Eudey

Trustee Mike Lester

Trustee Johnnie Parks

Trustee Debra Wimpee

Tuesday, August 7, 2018

Council Chambers

TIME: Immediately following the City Council Meeting which begins at 6:30 p.m.

1. Call to Order

2. Roll Call

3. Consideration of Consent Agenda

- A. [18-892](#) Approval of Broken Arrow Municipal Authority Meeting Minutes of July 17, 2018

- B. [18-888](#) Acknowledgement of receipt of the fiscal year 2018 Pretreatment Compliance Inspection reports from Oklahoma Department of Environmental Quality for Regional Metropolitan Utility Authority and Broken Arrow Municipal Authority

- C. [18-879](#) Acknowledgement of submittal of the Broken Arrow Municipal Authority's Wastewater Discharge Monitoring Report for the month of June 2018

- D. [18-878](#) Acknowledgement of submittal of the Broken Arrow Municipal Authority's Water Supply Report for the month of June 2018

- E. [18-882](#) Approval of and authorization to purchase one (1) 1-Ton crew cab, cab and chassis from Bob Howard Dodge, pursuant to the Oklahoma Statewide Vehicle contract, for the Building Maintenance Division

- F. [18-908](#) Approval of and authorization to purchase one (1) 54,000 pound Gross Vehicle Weight Rating (GVWR) cab and chassis with options 1 through 11, from Summit Truck Group, pursuant to the Oklahoma Statewide Vehicle contract, for the Sanitation Division

- G. [18-814](#) Award the most advantageous bid to J & R Equipment for the purchase of one 20-yard refuse packer body and options 1 through 9, for the Sanitation Division

- H. [18-945](#) Award the lowest responsible bid to Young Contracting, L.L.C. and approve and authorize execution of a construction contract for the Verdigris River

- I. [18-47](#) Approval of the Broken Arrow Municipal Authority Claims List for August 07, 2018

4. Consideration of Items Removed from Consent Agenda

5. Public Hearings, Appeals, Presentations, Recognitions, Awards - NONE

6. General Authority Business - NONE

7. Executive Session - NONE

8. Adjournment

NOTICE:

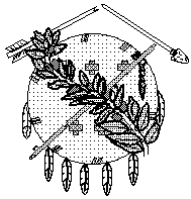
If you wish to speak at this evening's meeting, please fill out a "Request to Speak" form. The forms are available from the City Clerk's table or at the entrance door. Please turn in your form prior to the start of the meeting. Topics are limited to items on the currently posted agenda, or relevant business.

All cell phones and pagers must be turned OFF or operated SILENTLY during meetings.

Exhibits, petitions, pictures, etc., shall be received and deposited in case files to be kept at the Broken Arrow City Hall. If you are a person with a disability and need some accommodation in order to participate in this meeting, please contact the City Clerk at 918-259-2400 Ext. 5418 to make arrangements.

POSTED this ____ day of _____, _____, at _____ a.m./p.m.

City Clerk



City of Broken Arrow

Request for Action

File #: 18-892, Version: 1

**Broken Arrow City Council
Meeting of: 08-07-2018**

Title:

Approval of Broken Arrow Municipal Authority Meeting Minutes of July 17, 2018

Background:

Minutes recorded for the Broken Arrow Municipal Authority Meeting.

Cost: \$3.20

Funding Source: City Clerk Operational Fund


Requested By: Russell Gale, Assistant City Manager of Administration

Approved By: Michael L. Spurgeon, City Manager

Attachments: 7-17-2018 BAMA Meeting Minutes

Recommendation:

Approve the minutes of July 17, 2018 for the Broken Arrow Municipal Authority meeting.



City of Broken Arrow
Minutes
Broken Arrow Municipal Authority

City Hall
220 S 1st Street
Broken Arrow OK
74012

Chairperson Craig Thurmond
Vice Chair Scott Eudey
Trustee Mike Lester
Trustee Johnnie Parks
Trustee Debra Wimpee

Tuesday, July 17, 2018

Council Chambers

1. Call to Order

Chairman Craig Thurmond called the meeting to order at approximately 7:30 p.m.

2. Roll Call

Present: 5 - Debra Wimpee, Johnnie Parks, Mike Lester, Scott Eudey, Craig Thurmond

3. Consideration of Consent Agenda

Chairman Thurmond asked if there were any items to be removed from the Consent Agenda. There were none.

MOTION: A motion was made by Mike Lester, seconded by Scott Eudey.

Move to approve the Consent Agenda

The motion carried by the following vote:

Aye: 5 - Debra Wimpee, Johnnie Parks, Mike Lester, Scott Eudey, Craig Thurmond

- A. 18 508 Approval of Broken Arrow Municipal Authority Meeting Minutes of July 3, 2018**
- B. 18 809 Approval of and authorization to execute a Professional Services Agreement between the Broken Arrow Municipal Authority and McAfee & Taft, P.C. Attorneys at law, for providing counsel and legal advice regarding environmental law.**
- C. 18 827 Ratification of an agreement between the City of Broken Arrow and Rushbrooke South Homeowners' Association, Inc. concerning the construction of certain specific drainage improvements to the east branch of Haikey Creek**
- D. 18 799 Award the most advantageous bid to Rush Truck Center for the purchase one eight cubic yard refuse truck for the Sanitation Division**
- E. 18 44 Approval of the Broken Arrow Municipal Authority Claims List for July 17, 2018**

4. Consideration of Items Removed from Consent Agenda

There were no items removed from the Consent Agenda. No action was required or taken.

5. Public Hearings, Appeals, Presentations, Recognitions, Awards

There were no Public Hearings, Appeals, Presentations, Recognitions, or Awards.

6. General Authority Business

There was no General Authority Business.

7. Executive Session

There was no Executive Session.

8. Adjournment

The meeting adjourned at approximately 7:31 p.m.

MOTION: A motion was made by Johnnie Parks, seconded by Debra Wimpee.

Move to adjourn

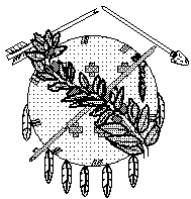
The motion carried by the following vote:

Aye: 5 - Debra Wimpee, Johnnie Parks, Mike Lester, Scott Eudey, Craig Thurmond

Attest:

Chairman

Secretary



City of Broken Arrow

Request for Action

File #: 18-888, Version: 1

**Broken Arrow Municipal Authority
Meeting of: 08-07-2018**

Title:

Acknowledgement of receipt of the fiscal year 2018 Pretreatment Compliance Inspection reports from Oklahoma Department of Environmental Quality for Regional Metropolitan Utility Authority and Broken Arrow Municipal Authority

Background:

The Regional Metropolitan Utility Authority is required to operate a pretreatment program for the Haikey Creek Wastewater Treatment Plant in accordance with Section 402(b)(8) of the Clean Water Act, the General Pretreatment Regulations (40 CFR 403), and the provisions of the subsequently submitted industrial pretreatment program that was approved by Oklahoma Department of Environmental Quality (ODEQ). The requirements of this program are listed as Part II of the Oklahoma Pollutant Discharge Elimination System (OPDES) Permit, No. OK0034363.

The Broken Arrow Municipal Authority is required to operate a pretreatment program for the Lynn Lane Wastewater Treatment Plant in accordance with Section 402(b)(8) of the Clean Water Act, the General Pretreatment Regulations (40 CFR 403), and the provisions of the subsequently submitted industrial pretreatment program that was approved by ODEQ. The requirements of this program are listed as Part II of the OPDES Permit No. 0040053.

Every year, ODEQ performs a Pretreatment Compliance Inspection (PCI) of the “Control Authority”, which is the City of Broken Arrow, for each of the above listed programs. The purpose of the inspection is to ensure that all federal, state, and local pretreatment requirements are being implemented and enforced appropriately. The PCI is conducted at the City of Broken Arrow Pretreatment Office, followed by an exit interview in which a “Responsible Pretreatment Official” is required to be present.

On April 11, 2018, ODEQ conducted a PCI for RMUA and BAMA. The inspection was facilitated by Lauren Wilson, Pretreatment Coordinator for City of Broken Arrow, followed by an exit interview with Kenneth Schwab, Assistant City Manager of Operations for City of Broken Arrow. There were no findings of required actions or violations identified during the inspection. Both RMUA and BAMA were commended for well-operated programs and pollution prevention outreach. The reports are attached for your review.

Cost: \$0

Funding Source: Source

Requested By: Ron Sullivan, Interim Utilities Director

Approved By: Michael L. Spurgeon, City Manager

Attachments: FY 2018 RMUA PCI Report

FY 2018 BAMA PCI Report

Recommendation:

Acknowledge receipt of fiscal year 2018 Pretreatment Compliance Inspection reports from Oklahoma Department of Environmental Quality for Regional Metropolitan Utility Authority and Broken Arrow Municipal Authority



SCOTT A. THOMPSON
Executive Director

OKLAHOMA DEPARTMENT OF ENVIRONMENTAL QUALITY

MARY FALLIN
Governor

July 5, 2018

Clayton Edwards, Water & Sewer Director
Regional Metropolitan Utility Authority
200 Civic Center, Room 403
Tulsa, Oklahoma 74103

Re: FY 2018 Pretreatment Compliance Inspection
Facility No. S-20434
OPDES Permit No. OK0034363

Dear Mr. Edwards:

A Pretreatment Compliance Inspection (PCI) of the Regional Metropolitan Utility Authority (RMUA) [Control Authority (CA)]'s Industrial Pretreatment Program was conducted by personnel from the Municipal Wastewater Enforcement Section (MWES), Water Quality Division (WQD), Department of Environmental Quality (DEQ), on April 11, 2018. A copy of the resulting report is enclosed. Please review the report for detailed comments in addition to the findings summarized below.

No findings of required actions/violations were identified during the inspection.

The CA is to be commended for their well-operated and executed industrial pretreatment program (IPP). The CA maintains records on recycling and quantities of items received at the Metropolitan Environmental Trust (MET), best management practices (BMPs), educational outreach regarding various food handling establishments (FHEs) and other educational events. The CA is to be commended on the broad scope invested in their pollution prevention (P2) activities.

Questions or comments regarding this inspection may be directed to me as follows: E-mail: roshini.schroeder@deq.ok.gov, Telephone 405-702-8132, or write to me at the letterhead address.

Sincerely,

Roshini Schroeder, Municipal Pretreatment Coordinator
Municipal Wastewater Enforcement Section
Water Quality Division

RS/BFC/MBM/md ST/CG

Enclosure: PCI Inspection Report

cc: Rudy Molina, Pretreatment Coordinator, U.S. EPA Region 6 (w/ Enclosure)
✓ Lauren Wilson, RMUA Pretreatment Coordinator, City of Broken Arrow (w/Enclosure)
Kenneth Schwab, Assistant City Manager, City of Broken Arrow (w/Enclosure)
Debbie Nichols, Regional Manager, ECLS, DEQ





UNITED STATES ENVIRONMENTAL PROTECTION AGENCY
Washington, D.C. 20460

NPDES Compliance Inspection Report

Form Approved
OMB No. 2040-0003
Approval Expires 7-31-85

Section A: National Data System Coding

Transaction Code	NPDES	yr/mo/day	Inspec. Type	Inspector	Fac Type
1 N 2 5 3 O K 0 0 3 4 3 6 3 11 12 1 8 0 4 1 1 17 18 P 19 S 20 1					
Remarks					
F a c i l i t y N u m b e r S - 2 0 4 3 4					
Reserved		Facility Evaluation Rating	BI	QA	Reserved
67		69	70	71	72 73 74 75 80

Section B: Facility Data

Name and Location of Facility Inspected Regional Metropolitan Utility Authority (RMUA) Haikey Creek Industrial Pretreatment Program Broken Arrow, Oklahoma	Entry Time [X] AM [] PM 10:54	Permit Effective Date June 1, 2013
	Exit Time/Date 12:30 PM / April 11, 2018	Permit Expiration Date May 31, 2018
Name(s) of On-Site Representative(s) Lauren Wilson	Title(s) Pretreatment Coordinator (City of Broken Arrow contract)	Phone No(s) 918-455 4762
Name, Address of Responsible Pretreatment Official Clayton Edwards Regional Metropolitan Utility Authority (RMUA) 200 Civic Center, Room 403 Tulsa, Oklahoma 74103	Title Manager, Water Quality Assurance	Phone No. 918-596-1334
		Contacted <input checked="" type="checkbox"/> Yes <input type="checkbox"/> No

Section C: Areas Evaluated During Inspection (S = Satisfactory, M = Marginal, U = Unsatisfactory, N = Not Evaluated)

N Permit	N Flow Measurement	S Pretreatment	N Operation and Maintenance
N Records/Reports	N Laboratory	N Compliance Schedule	N Sludge Disposal
N Facility Site Review	N Effluent/Receiving Waters	N Self-Monitoring Program	N Other:

Section D: Summary of Findings/Comments (Attach additional sheets if necessary)

* Mr. Kenneth Schwab, Assistant City Manager of Broken Arrow, attended the exit interview in place of Mr. Edwards, who was unavailable at the time.

See attached report for details.

Name(s) and Signature(s) of Inspector(s) Roshini Schroeder <i>Roshini Schroeder</i>	Agency/Office/Telephone DEQ / Water Quality Division / 405-702-8132 Municipal Wastewater Enforcement Section	Date 7/5/18
Name and Signature of Reviewer Brian F. Clagg, P.E. <i>Brian F. Clagg</i>	Agency/Office/Telephone DEQ / Water Quality Division / 405-702-8118 Enforcement Group Manager	Date
Regulatory Office Use Only		
Action Taken	Date	Compliance Status
		<input type="checkbox"/> Noncompliance
		<input type="checkbox"/> Compliance

Oklahoma Department of Environmental Quality
NPDES Compliance Inspection Report
Supplement
Pretreatment Compliance Inspection (PCI)

Name of Control Authority: Regional Metropolitan Utility Authority

Name of Pretreatment Contact: Lauren Wilson

Telephone: 918-455-4762

FAX: 918-455-4172

E-mail addresses: lwilson@brokenarrowok.gov

I. PRE-SITE VISIT REVIEW To be completed by Municipal Pretreatment Coordinator

Name: Roshini Schroeder

Signature: Roshini Schroeder

Date: 7/5/18

A. Approved Pretreatment Program (APP)

1. Pretreatment Program Approval Date: September 24, 1993

2. Program Modification Approval Date(s): 1/16/02

3. Date of Last Inspection: December 20, 2016

Type of Last Inspection: PCI

4. Annual Report:

[40 CFR 403.12(f)]

Due: October 31, 2017

Received: October 30, 2016

Periods Covered: From 10/1/16 to 9/30/17

5. Does the annual report document any changes to:

If yes, explain in Additional Notes/Comments.

a) Organizational Structure

☐ YES

☒ NO

b) Staffing Levels?

☐ YES

☒ NO

c) Multi-jurisdictional Issues

☐ YES

☒ NO

B. Industrial User Status

1. Number of Significant Industrial Users (SIUs):

4

2. Number of Categorical Industrial Users (CIUs):

2

List any new CIUs in Additional Notes/Comments

3. SIUs not inspected or sampled:

0

4. SIUs without Control Mechanisms:

0

5. SIUs in Significant Noncompliance (SNC) with standards or reporting:

0

(reporting includes BMRs, 90-day, self-monitoring, compliance schedules, and non-compliance)

6. SIUs in SNC with self-monitoring requirements:

0

7. SIUs in SNC with self-monitoring and not inspected or sampled:

0

C. Local Limits

List below the current program limits:

		Concentration Limits
		Daily (mg/L)
Arsenic	(As)	<u>2.0</u>
Cadmium	(Cd)	<u>0.5</u>
Chromium-Total	(Cr)	<u>2.8</u>
Copper	(Cu)	<u>4.5</u>
Cyanide	(CN-)	<u>0.8</u>
Lead	(Pb)	<u>1.5</u>
Mercury	(Hg)	<u>0.43</u>
Molybdenum	(Mo)	<u>33.8</u>
Nickel	(Ni)	<u>5.0</u>
Selenium	(Se)	<u>no limit</u>
Silver	(Ag)	<u>0.5</u>
Zinc	(Zn)	<u>5.0</u>
Oil & Grease		<u>500</u>

- Has the CA evaluated their TBLLs per current permit language? ☒ YES ☐ NO ☐ N/A
- If head-works loading, were they evaluated as part of the annual report? ☐ YES ☐ NO ☒ N/A
If no, explain in Additional Notes/Comments.
- Have pollutant scans of POTW influent and effluent been conducted at the frequency required by the approved pretreatment program/OPDES Permit and submitted as part of the annual report? ☒ YES ☐ NO
If no, explain in Additional Notes/Comments.
- Are the local limits satisfactory and without any apparent problems? ☒ YES ☐ NO
If no, explain in Additional Notes/Comments.
- Has the POTW been free from any inhibitions and/or upsets from IUs since the last annual report? ☒ YES ☐ NO
If no, explain in Additional Notes/Comments.

D. Enforcement

- SIUs in SNC *If yes, List below* ☐ YES ☒ NO

- SIUs in SNC Published *40 CFR 403.8(f)(2)(vii)* ☐ YES ☐ NO ☒ N/A
- Does the APP include an Enforcement Response Plan (ERP)? ☒ YES ☐ NO

Additional Notes/Comments:

Section # Note or Comment

II. ONSITE INSPECTION To be completed by Municipal Enforcement Engineer

Name: Roshini Schroeder

Signature: Roshini Schroeder

Date: 7/5/18

A. Industrial User Inventory

1. Have any SIUs been added or deleted that were not included in the most recent Annual Report?

☐ YES ☒ NO

If yes, list any additions or deletions:

ADDITIONS	DELETIONS

2. Has the industrial survey been kept updated? [40 CFR 403.8(f)(2)(i)]

☒ YES ☐ NO

B. Local Limits

3. Do current local limits match approved local limits (see I.C)

☒ YES ☐ NO

Note: The remaining sections pertain to the specific IU file reviewed.

Name of IU Broken Arrow Powder Coating

IU Classification ☒ CIU ☐ SIU ☐ NON-SIU

C. Control Mechanism/Permit (Permit)

1. Is the Permit In Effect?

☒ YES ☐ NO

2. Does the Permit include local limits/categorical standards as applicable?

☒ YES ☐ NO

3. Does the Permit include appropriate monitoring and reporting requirements?

☒ YES ☐ NO

4. Does the Permit include the following standard conditions?

- | | | | | |
|---|----------------------------|---|-----------------------------|---|
| a) Permit Transfer Limitations | 403.8(f)(1)(iii)(B) | <input checked="" type="checkbox"/> YES | <input type="checkbox"/> NO | <input type="checkbox"/> N/A |
| b) Termination/Revocation Clause | | <input checked="" type="checkbox"/> YES | <input type="checkbox"/> NO | <input type="checkbox"/> N/A |
| c) Prohibition of Bypass | 403.17(d) | <input checked="" type="checkbox"/> YES | <input type="checkbox"/> NO | <input type="checkbox"/> N/A |
| d) Slug Load Notification Requirement | 403.12(f) | <input checked="" type="checkbox"/> YES | <input type="checkbox"/> NO | <input type="checkbox"/> N/A |
| e) Notification of Upsets and Process Changes | 403.8(f)(1)(i); 403.16 | <input checked="" type="checkbox"/> YES | <input type="checkbox"/> NO | <input type="checkbox"/> N/A |
| f) POTW Right of Entry | 403.8(f)(1)(v) and (vi)(B) | <input checked="" type="checkbox"/> YES | <input type="checkbox"/> NO | <input type="checkbox"/> N/A |
| g) Statement of Applicable Civil and Criminal Penalties | 403.8(f)(1)(iii)(E) | <input checked="" type="checkbox"/> YES | <input type="checkbox"/> NO | <input type="checkbox"/> N/A |
| If not, are these covered by another legal agreement? | | <input type="checkbox"/> YES | <input type="checkbox"/> NO | <input checked="" type="checkbox"/> N/A |

D. Control Authority IU Compliance Inspection

1. Was the IU inspected at the frequency required by the APP?

☒ YES ☐ NO ☐ N/A

2. Does the CA Compliance Inspection cover the following areas?

- | | | | |
|--|---|-----------------------------|---|
| a) Inspection of the manufacturing facilities? | <input checked="" type="checkbox"/> YES | <input type="checkbox"/> NO | |
| b) Inspection of pretreatment facilities? | <input type="checkbox"/> YES | <input type="checkbox"/> NO | <input checked="" type="checkbox"/> N/A |
| c) Inspection of the sampling procedures and monitoring records? | <input checked="" type="checkbox"/> YES | <input type="checkbox"/> NO | <input type="checkbox"/> N/A |
| d) Accuracy of flow measurements/reporting | <input checked="" type="checkbox"/> YES | <input type="checkbox"/> NO | <input type="checkbox"/> N/A |
| e) Evaluation of the need for a Slug Control Plan? | <input checked="" type="checkbox"/> YES | <input type="checkbox"/> NO | |
| f) Confirmation of compliance with approved TOMP? | <input checked="" type="checkbox"/> YES | <input type="checkbox"/> NO | <input type="checkbox"/> N/A |

3. Are inspections sufficiently detailed to identify processes and associated discharges that are regulated by Federal Categorical Standards or to verify that source and discharge locations of all Categorical wastewater streams are unchanged?

☒ YES ☐ NO ☐ N/A

E. Control Authority IU Compliance Sampling and Analyses

1. Was the IU sampled at the frequency required by the APP?

☒ YES ☐ NO ☐ N/A

2. Did the CA sampling of the IU include analysis for all regulated pollutants?

☒ YES ☐ NO ☐ N/A

3. Is the CA keeping proper field notes and chain-of-custody receipts?

☒ YES ☐ NO ☐ N/A

F. Industrial User Self Monitoring

1. Does the IU file contain all required self-monitoring reports?

☒ YES ☐ NO ☐ N/A

2. Are all regulated parameters reported by the IU in the self-monitoring reports?

☒ YES ☐ NO ☐ N/A

3. Have all signatory requirements for CIUs (SMR/TOMP Certification) been met? [40 CFR 403.12(l)]

☒ YES ☐ NO ☐ N/A

4. Does the CA verify completeness, approved analytical techniques, proper field notes and chain-of-custody receipts of IU self-monitoring reports?

☒ YES ☒ NO ☐ N/A

G. Enforcement

1. Is the IU Significantly Noncompliant (SNC)?

☐ YES ☒ NO

If yes, has the CA taken appropriate enforcement action [refer to ERP]?

☐ YES ☐ NO ☒ N/A

H. Overall Pretreatment Program Evaluation

1. Do pretreatment staffing levels and training appear adequate?

☒ YES ☐ NO ☐ N/A

2. Have any efforts been made to incorporate Pollution Prevention? [Not a requirement]

☒ YES ☐ NO

If yes, describe:

Additional Notes/Comments:

Question # Note or Comment

II.G The CIU was non-compliant for a zinc (Zn) sample collected on May 5, 2017, with a sample value of 5.73mg/l (permit daily max value = 2.61 mg/l; monthly max = 1.48 mg/l) in the CIUs self-monitoring report. The CIU notified the CA with a 24-hour notification form on May 23, 2017, soon after they discovered the exceedance. The CA issued a notice of violation (NOV) on May 22, 2017, with a response regarding compliance submitted on May 25, 2017.

II.H. The CA keeps excellent records, and performs extensive educational outreach activities.

II.H.2. The CA maintains records on recycling and quantities of items received at the Metropolitan Environmental Trust (MET), best management practices (BMPs), educational outreach regarding various food handling establishments (FHEs) and other educational events. The CA is to be commended on the broad scope invested in their pollution prevention (P2) activities.



SCOTT A. THOMPSON
Executive Director

OKLAHOMA DEPARTMENT OF ENVIRONMENTAL QUALITY

MARY FALLIN
Governor

July 5, 2018

CITY OF BROKEN ARROW

Kenneth Schwab, Assistant City Manager
City of Broken Arrow
P.O. Box 610
Broken Arrow, Oklahoma 74013-0610

JUL 09 2018

CITY MANAGER'S OFFICE

Re: FY 2018 City of Broken Arrow Pretreatment Compliance Inspection (PCI)
Facility No. S-20409
OPDES Permit No. OK0040053

Dear Mr. Schwab:

A Pretreatment Compliance Inspection (PCI) of the City of Broken Arrow Utilities Authority [Control Authority (CA)]'s Industrial Pretreatment Program was conducted by personnel from the Municipal Wastewater Enforcement Section (MWES), Water Quality Division (WQD), Department of Environmental Quality (DEQ), on April 11, 2018. A copy of the resulting report is enclosed. Please review the report for detailed comments in addition to the findings summarized below.

No findings of required actions/violations were identified during the inspection.

The DEQ would like to commend the CA staff and personnel for operating a very organized and well-implemented Pretreatment Program with extensive Pollution Prevention (P2) activities and outreach that serves as a template for multiple Pretreatment Programs in the State. The CA is also to be commended for its involvement in State and Regional conferences through participation and presentations.

Questions or comments may be directed to me as follows: E-mail: roshini.schroeder@deq.ok.gov, Telephone: 405-702-8132, or write to me at the letterhead address.

Sincerely,

Roshini Schroeder, Pretreatment Coordinator
Municipal Wastewater Enforcement Section
Water Quality Division

RS/BFC/MBM/md ST/CG

cc: Rudy Molina, Pretreatment Coordinator, US EPA Region 6 (w/enclosure)
Lauren Wilson, Pretreatment Coordinator, City of Broken Arrow (w/enclosure)
Debbie Nichols, Regional Manager, ECLS, DEQ





UNITED STATES ENVIRONMENTAL PROTECTION AGENCY
Washington, D.C. 20460

NPDES Compliance Inspection Report

Form Approved
OMB No. 2040-0003
Approval Expires 7-31-85

Section A: National Data System Coding

Transaction Code				NPDES				yr/mo/day				Inspec. Type				Inspector		Fac Type																	
1	N	2	5	3	O	K	0	0	4	0	0	5	3	11	12	1	8	0	4	1	1	17	18	P	19	S	20	1							
Remarks																																			
F a c i l i t y N u m b e r S - 2 0 4 0 9																																			
Reserved				Facility Evaluation Rating				BI				QA				Reserved																			
67				69				70				71				72				73				74				75				80			

Section B: Facility Data

Name and Location of Facility Inspected City of Broken Arrow Industrial Pretreatment Program Lynn Lane WWTP Broken Arrow, Oklahoma		Entry Time [X] AM [] PM 9:35	Permit Effective Date October 1, 2017
		Exit Time/Date 10:45 AM / April 11, 2018	Permit Expiration Date September 30, 2022
Name(s) of On-Site Representative(s) Lauren Wilson		Title(s) Pretreatment Coordinator	Phone No(s) 918-455-4762
Name, Address of Responsible Pretreatment Official Anthony Daniel City of Broken Arrow P.O. Box 610 Broken Arrow, OK 74013		Title Director of Utilities	Contacted <input checked="" type="checkbox"/> Yes <input type="checkbox"/> No
		Phone No. 918-259-8375	

Section C: Areas Evaluated During Inspection

(S = Satisfactory, M = Marginal, U = Unsatisfactory, N = Not Evaluated)

N	Permit	N	Flow Measurement	S	Pretreatment	N	Operation and Maintenance
N	Records/Reports	N	Laboratory	N	Compliance Schedule	N	Sludge Disposal
N	Facility Site Review	N	Effluent/Receiving Waters	N	Self-Monitoring Program	N	Other:

Section D: Summary of Findings/Comments (Attach additional sheets if necessary)

*Mr. Daniel was unavailable at the time of the exit interview. Exit interview conducted with Kenneth Schwab, Assistant City Manager.

See attached report

Name(s) and Signature(s) of Inspector(s) Roshini Schroeder <i>Roshini Schroeder</i>	Agency/Office/Telephone DEQ / Water Quality Division / 405-702-8132 Municipal Wastewater Enforcement Section	Date 7/5/18
Name and Signature of Reviewer Brian F. Clagg, P.E. <i>Brian F. Clagg</i>	Agency/Office/Telephone DEQ / Water Quality Division / 405-702-8118 Enforcement Group Manager	Date 7/5/18
Regulatory Office Use Only		
Action Taken	Date	Compliance Status
		<input type="checkbox"/> Noncompliance
		<input type="checkbox"/> Compliance

Oklahoma Department of Environmental Quality
NPDES Compliance Inspection Report
Supplement
Pretreatment Compliance Inspection (PCI)

Name of Control Authority: City of Broken Arrow

Name of Pretreatment Contact: Lauren Wilson

Telephone: 918-455-4762

FAX: 918-455-4172

E-mail addresses: lwilson@brokenarrowok.gov

I. PRE-SITE VISIT REVIEW To be completed by Municipal Pretreatment Coordinator

Name: Roshini Schroeder

Signature: Roshini Schroeder

Date: 7/5/18

A. Approved Pretreatment Program (APP)

1. Pretreatment Program Approval Date: September 24, 1993

2. Program Modification Approval Date(s): 11/1/01 See comment Page 2

3. Date of Last Inspection: December 20, 2016

Type of Last Inspection: MPAA (Pretreatment Audit)

4. Annual Report:

[40 CFR 403.12(f)]

Due: October 31, 2017

Received: October 31, 2017

Periods Covered: From 10/1/16 to 9/30/17

5. Does the annual report document any changes to:

If yes, explain in Additional Notes/Comments.

a) Organizational Structure

☐ YES

☒ NO

b) Staffing Levels?

☐ YES

☒ NO

c) Multi-jurisdictional Issues

☐ YES

☒ NO

B. Industrial User Status

1. Number of Significant Industrial Users (SIUs):

3

2. Number of Categorical Industrial Users (CIUs):

4

List any new CIUs in Additional Notes/Comments

3. SIUs not inspected or sampled:

0

4. SIUs without Control Mechanisms:

0

5. SIUs in Significant Noncompliance (SNC) with standards or reporting:

0

(reporting includes BMRs, 90-day, self-monitoring, compliance schedules, and non-compliance)

6. SIUs in SNC with self-monitoring requirements:

0

7. SIUs in SNC with self-monitoring and not inspected or sampled:

0

C. Local Limits

List below the current program limits:

		Concentration Limits
		Daily (mg/L)
Arsenic	(As)	<u>2.0</u>
Cadmium	(Cd)	<u>0.5</u>
Chromium-Total	(Cr)	<u>2.8</u>
Copper	(Cu)	<u>4.5</u>
Cyanide	(CN-)	<u>0.8</u>
Lead	(Pb)	<u>1.5</u>
Mercury	(Hg)	<u>0.43</u>
Molybdenum	(Mo)	<u>N/A</u>
Nickel	(Ni)	<u>5.0</u>
Selenium	(Se)	<u>no limit</u>
Silver	(Ag)	<u>0.5</u>
Zinc	(Zn)	<u>5.0</u>
Oil & Grease		<u>500</u>

- Has the CA evaluated their TBLLs per current permit language? ☒ YES ☐ NO ☐ N/A
- If head-works loading, were they evaluated as part of the annual report? ☐ YES ☐ NO ☒ N/A
If no, explain in Additional Notes/Comments.
- Have pollutant scans of POTW influent and effluent been conducted at the frequency required by the approved pretreatment program/OPDES Permit and submitted as part of the annual report? ☒ YES ☐ NO
If no, explain in Additional Notes/Comments.
- Are the local limits satisfactory and without any apparent problems? ☒ YES ☐ NO
If no, explain in Additional Notes/Comments.
- Has the POTW been free from any inhibitions and/or upsets from IUs since the last annual report? ☒ YES ☐ NO
If no, explain in Additional Notes/Comments.

D. Enforcement

- SIUs in SNC *If yes, List below* ☐ YES ☒ NO
- SIUs in SNC Published *40 CFR 403.8(f)(2)(vii)* ☐ YES ☐ NO ☒ N/A
- Does the APP include an Enforcement Response Plan (ERP)? ☒ YES ☐ NO

Additional Notes/Comments:

Section # Note or Comment

II. ONSITE INSPECTION To be completed by Municipal Enforcement EngineerName: Roshini SchroederSignature: Roshini SchroederDate: 7/5/18**A. Industrial User Inventory**

1. Have any SIUs been added or deleted that were not included in the most recent Annual Report?

☐ YES ☒ NO

If yes, list any additions or deletions:

ADDITIONS	DELETIONS

2. Has the industrial survey been kept updated? [40 CFR 403.8(f)(2)(i)]

☒ YES ☐ NO**B. Local Limits**

3. Do current local limits match approved local limits (see I.C)

☒ YES ☐ NO

Note: The remaining sections pertain to the specific IU file reviewed.

Name of IU **Blue Bell Creameries**IU Classification ☐ CIU ☒ SIU ☐ NON-SIU**C. Control Mechanism/Permit (Permit)**

1. Is the Permit In Effect?

☒ YES ☐ NO

2. Does the Permit include local limits/categorical standards as applicable?

☒ YES ☐ NO

3. Does the Permit include appropriate monitoring and reporting requirements?

☒ YES ☐ NO

4. Does the Permit include the following standard conditions?

- | | | | | |
|---|----------------------------|---|-----------------------------|---|
| a) Permit Transfer Limitations | 403.8(f)(1)(iii)(B) | <input checked="" type="checkbox"/> YES | <input type="checkbox"/> NO | <input type="checkbox"/> N/A |
| b) Termination/Revocation Clause | | <input checked="" type="checkbox"/> YES | <input type="checkbox"/> NO | <input type="checkbox"/> N/A |
| c) Prohibition of Bypass | 403.17(d) | <input checked="" type="checkbox"/> YES | <input type="checkbox"/> NO | <input type="checkbox"/> N/A |
| d) Slug Load Notification Requirement | 403.12(f) | <input checked="" type="checkbox"/> YES | <input type="checkbox"/> NO | <input type="checkbox"/> N/A |
| e) Notification of Upsets and Process Changes | 403.8(f)(1)(i); 403.16 | <input checked="" type="checkbox"/> YES | <input type="checkbox"/> NO | <input type="checkbox"/> N/A |
| f) POTW Right of Entry | 403.8(f)(1)(v) and (vi)(B) | <input checked="" type="checkbox"/> YES | <input type="checkbox"/> NO | <input type="checkbox"/> N/A |
| g) Statement of Applicable Civil and Criminal Penalties | 403.8(f)(1)(iii)(E) | <input checked="" type="checkbox"/> YES | <input type="checkbox"/> NO | <input type="checkbox"/> N/A |
| If not, are these covered by another legal agreement? | | <input type="checkbox"/> YES | <input type="checkbox"/> NO | <input checked="" type="checkbox"/> N/A |

D. Control Authority IU Compliance Inspection

1. Was the IU inspected at the frequency required by the APP?

☒ YES ☐ NO ☐ N/A

2. Does the CA Compliance Inspection cover the following areas?

- | | | | |
|--|---|-----------------------------|---|
| a) Inspection of the manufacturing facilities? | <input checked="" type="checkbox"/> YES | <input type="checkbox"/> NO | |
| b) Inspection of pretreatment facilities? | <input checked="" type="checkbox"/> YES | <input type="checkbox"/> NO | <input type="checkbox"/> N/A |
| c) Inspection of the sampling procedures and monitoring records? | <input checked="" type="checkbox"/> YES | <input type="checkbox"/> NO | <input type="checkbox"/> N/A |
| d) Accuracy of flow measurements/reporting | <input checked="" type="checkbox"/> YES | <input type="checkbox"/> NO | <input type="checkbox"/> N/A |
| e) Evaluation of the need for a Slug Control Plan? | <input checked="" type="checkbox"/> YES | <input type="checkbox"/> NO | |
| f) Confirmation of compliance with approved TOMP? | <input type="checkbox"/> YES | <input type="checkbox"/> NO | <input checked="" type="checkbox"/> N/A |

3. Are inspections sufficiently detailed to identify processes and associated discharges that are regulated by Federal Categorical Standards or to verify that source and discharge locations of all Categorical wastewater streams are unchanged?

☐ YES ☐ NO ☒ N/A

E. Control Authority IU Compliance Sampling and Analyses

1. Was the IU sampled at the frequency required by the APP? ☒ YES ☐ NO ☐ N/A
2. Did the CA sampling of the IU include analysis for all regulated pollutants? ☒ YES ☐ NO ☐ N/A
3. Is the CA keeping proper field notes and chain-of-custody receipts? ☒ YES ☐ NO ☐ N/A

F. Industrial User Self Monitoring

1. Does the IU file contain all required self-monitoring reports? ☒ YES ☐ NO ☐ N/A
2. Are all regulated parameters reported by the IU in the self-monitoring reports? ☒ YES ☐ NO ☐ N/A
3. Have all signatory requirements for CIUs (SMR/TOMP Certification) been met? *[40 CFR 403.12(f)]* ☒ YES ☐ NO ☐ N/A
4. Does the CA verify completeness, approved analytical techniques, proper field notes and chain-of-custody receipts of IU self-monitoring reports? ☒ YES ☐ NO ☐ N/A

G. Enforcement

1. Is the IU Significantly Noncompliant (SNC)? ☐ YES ☒ NO
- If yes, has the CA taken appropriate enforcement action [refer to ERP]? ☒ YES ☐ NO ☐ N/A

H. Overall Pretreatment Program Evaluation

1. Do pretreatment staffing levels and training appear adequate? ☒ YES ☐ NO ☐ N/A
2. Have any efforts been made to incorporate Pollution Prevention? *[Not a requirement]* ☒ YES ☐ NO
- If yes, describe:*

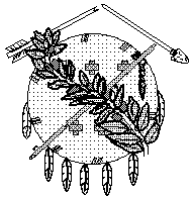
Additional Notes/Comments:

Question # Note or Comment

I.A.4 The CA submits detailed Annual Reports (ARs) and supporting documents.

II.G.1. The CA issued Blue Bell Creameries (SIU) a consent order on January 23, 2017, for recurring non-compliance with 5-day biochemical oxygen demand (BOD₅) and total suspended solids (TSS) that required a waste characterization study and payment of a penalty of \$10,000. The SIU hired Gresham, Smith & Partners to perform the waste characterization study, submit an engineering report, and perform a pilot study of a portable DAF unit. The SIU met with the CA in October 2017 to report the pilot study results, after which the SIU was ordered to begin construction by January 8, 2018, and have the pretreatment system constructed by January 7, 2019.

II.H.2. The CA places a high value on Pollution Prevention (P2) and maintains records on all waste-diversion and fats, oils and grease (FOG) activities. The CA is also very active in educational outreach and events surrounding P2.



City of Broken Arrow

Request for Action

File #: 18-879, Version: 1

**Broken Arrow Municipal Authority
Meeting of: 08-07-2018**

Title:

Acknowledgement of submittal of the Broken Arrow Municipal Authority's Wastewater Discharge Monitoring Report for the month of June 2018

Background:

In an effort to provide the Authority and the Public more information with respect to our community's wastewater collection and treatment at the city's Lynn Lane Wastewater Treatment Plant, the Utilities Department staff is attaching a copy of the June 2018 Oklahoma Department of Environmental Quality (ODEQ) Discharge Monitoring Report (DMR) submitted to ODEQ on July 13, 2018.

Over the course of the month of June 2018, the total wastewater collected, treated and discharged is 84.75 million gallons (MG). The average flow was 2.825 MG.

This report will be updated on a monthly basis. Staff recommends the Authority acknowledge submittal of the Report.

Cost: None

Funding Source: None

Requested By: Ron Sullivan, Interim Utilities Director

Approved By: Michael L. Spurgeon, City Manager

Attachments: June Discharge Monitoring Report
June Monthly Operational Report

Recommendation:

Acknowledgement of submittal of the Monthly Discharge Monitoring Report.

**National Pollutant Discharge Elimination System (NPDES)
Oklahoma Department of Environmental Quality Discharge Monitoring Report (DMR)**

PERMITTEE NAME: Broken Arrow, City of
MAILING ADDRESS: NESESES11T17NRJ4E1M
 Broken Arrow, OK 74013
FACILITY: Broken Arrow WWTP
LOCATION: NESESES11T17NRJ4E1M
 Broken Arrow, OK 74013

PERMIT NUMBER: OK0040053
MONITORING POINT: 001A

COUNTY:

Tulsa

Monitoring Period: 2018-06-01 To: 2018-06-30

NO DISCHARGE FROM SITE:

()

Parameter		Quantity or Loading		Units	Quality or Concentration			Units	No. Ex.	Frequency of Analysis	Sample Type
		Average	Maximum		Minimum	Average	Maximum				
BOD, 5-DAY (20 DEG. C)	Sample Measurement	192.78	*****	26	*****	8.30	10.00	19	0	Five Per Week	COMP12
PARAM CODE: 00310	Permit Requirement	2001.6	*****	lbs/day	*****	30	45	mg/l		Five Per Week	COMP12
Stage Code: 1	Effluent Gross	Monthly Average	*****			Monthly Average	Weekly Average				
PH	Sample Measurement	*****	*****		7.2	*****	7.6	12 S.U.	0	Daily	GRAB
PARAM CODE: 00400	Permit Requirement	*****	*****		6.5 Minimum	*****	9.0 Maximum			Daily	GRAB
Stage Code: 1	Effluent Gross	*****	*****								
SOLIDS, TOTAL SUSPENDED	Sample Measurement	65.61	*****	26	*****	2.80	3.4	19	0	Five Per Week	COMP12
PARAM CODE: 00530	Permit Requirement	2001.6	*****	lbs/day	*****	30	45	mg/l		Five Per Week	COMP12
Stage Code: 1	Effluent Gross	Monthly Average	*****			Monthly Average	Weekly Average				
FLOW, IN CONDUIT OR TREATMENT PLANT	Sample Measurement	2.825	3.794	03	*****	*****	*****		0	Daily	TOTALZ
PARAM CODE: 50050	Permit Requirement	Monthly Average	Report Maximum Daily		*****	*****	*****			Daily	TOTALZ
Stage Code: 1	Effluent Gross	*****	*****								
CHLORINE, TOTAL RESIDUAL	Sample Measurement	*****	*****		*****	*****	< 0.03	19	0	Daily	GRAB
PARAM CODE: 50060	Permit Requirement	*****	*****		*****	*****	0.099 Instantaneous Maximum	mg/l		Daily	GRAB
Stage Code: A	Disinfection, Process Complete	*****	*****								
E.COLI	Sample Measurement	*****	*****		*****	1.2	2.0	30 MPN/100mL	0	Twice Every Week	GRAB
PARAM CODE: 51040	Permit Requirement	*****	*****		*****	126 Geometric Mean	406 Maximum Daily			Twice Every Week	GRAB
Stage Code: 1	Effluent Gross	*****	*****			489	489		0	Monthly	COMP12
SOLIDS, TOTAL DISSOLVED	Sample Measurement	11880	*****	26	*****	1168	1168	19		Monthly	COMP12
180 DEG. C	Permit Requirement	77929	*****	lbs/day	*****	Monthly Average	Maximum Daily	mg/l		Monthly	COMP12
PARAM CODE: 70300	Permit Requirement	Monthly Average	*****								
Stage Code: 1	Effluent Gross	*****	*****								
I CERTIFY UNDER PENALTY OF LAW THAT THIS DOCUMENT AND ALL ATTACHMENTS WERE PREPARED UNDER MY DIRECTION OR SUPERVISION IN ACCORDANCE WITH A SYSTEM DESIGNED TO ASSURE THAT QUALIFIED PERSONNEL PROPERLY OBTAIN, ANALYZE, AND REPORT THE INFORMATION REQUESTED. BASED ON MY KNOWLEDGE OF THE PERSON OR PERSONS WHO MANAGE THE SYSTEM, OR KNOWLEDGE AND BELIEF, TRUE, ACCURATE, AND COMPLETE. I AM AWARE THAT THERE ARE SIGNIFICANT PENALTIES FOR SUBMITTING FALSE INFORMATION, INCLUDING THE POSSIBILITY OF FINE AND IMPRISONMENT FOR KNOWING VIOLATIONS.											
Name/Title of Principal Executive Officer Or Authorized Agent		Signature of Principal Executive Officer Or Authorized Agent		Telephone No		Date (MM/DD/YY)					
WWTP Mgr.		David Handy		918-455-4762		2018-07-13					

COMMENT AND EXPLANATION OF ANY VIOLATIONS (Reference all attachments here)

**National Pollutant Discharge Elimination System (NPDES)
Oklahoma Department of Environmental Quality Discharge Monitoring Report (DMR)**

PERMITTEE NAME: Broken Arrow, City of MAILING ADDRESS: NESESE11T17NR14E1M Broken Arrow, OK 74013 FACILITY: Broken Arrow WWTP LOCATION: NESESE11T17NR14E1M Broken Arrow, OK 74013	PERMIT NUMBER: OK0040053 MONITORING POINT: 001A Monitoring Period: 2018-06-01 to: 2018-06-30 NO DISCHARGE FROM SITE: ()	COUNTY: Tulsa
---	---	----------------------

Parameter	Quantity or Loading		Units	Quality or Concentration		Units	No. Ex.	Frequency of Analysis	Sample Type
	Average	Maximum		Minimum	Average				
MERCURY, TOTAL (AS HG)	Sample	0.0012		*****			0	Monthly	COMP12
	Measurement								
PARAM CODE: 71900	Permit		26	*****			28		
Stage Code: 1	Requirement	0.0635	lbs/day	*****	0.952	1.9	ug/l	Monthly	COMP12
Effluent Gross		Monthly Average			Monthly Average	Maximum Daily			
I CERTIFY UNDER PENALTY OF LAW THAT THE DOCUMENT AND ALL ATTACHMENTS WERE PREPARED UNDER MY DIRECTORSHIP OR SUPERVISION IN ACCORDANCE WITH A SYSTEM DESIGNED TO ASSURE THAT QUALIFIED PERSONNEL PROPERLY GATHER AND EVALUATE THE INFORMATION SUBMITTED BASED ON MY KNOWLEDGE OF THE PERSON OR PERSONS WHO MANAGE THE SYSTEM OR THOSE PERSONS DIRECTLY RESPONSIBLE FOR GATHERING THE INFORMATION. THE INFORMATION SUBMITTED IS, TO THE BEST OF MY KNOWLEDGE AND BELIEF, TRUE, ACCURATE, AND COMPLETE. I AM AWARE THAT THERE ARE SIGNIFICANT PENALTIES FOR SUBMITTING FALSE INFORMATION, INCLUDING THE POSSIBILITY OF FINE AND IMPRISONMENT FOR KNOWING VIOLATIONS.									
Name/Title of Principal Executive Officer Or Authorized Agent		Signature of Principal Executive Officer Or Authorized Agent					Telephone No		Date (MM/DD/YY)
WWTP Mgr.		David Hardy					918-455-4762		2018-07-13

COMMENT AND EXPLANATION OF ANY VIOLATIONS (Reference all attachments here)

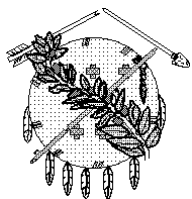


MONTHLY OPERATIONAL REPORT
City of Broken Arrow Lynn Lane Wastewater Treatment Facility
June-18

		WEATHER			INFLUENT							OXIDATION DITCH					SLUDGE				FINAL EFFLUENT														STREAM SURVEILLANCE													
Date	Day	°F	Rain	Cloud Conditions	Flow (MGD)	RAS (MGD)	°C	pH	Alk.	Sett. Solids	TSS (mg/L)	BOD (mg/L)	D.O. (mg/L)	30 Min. Settlt. (ml/gm)	SVI (mg/L)	MLSS (mg/L)	Sl. Age (Days)	WAS (MGD)	CAKE (%)	LANDFILL (Tons)	LANDFILL (D.M. Tons)	°C	D.O. (mg/L)	TDS (mg/L)	TDS (lbs)	pH	Alk.	TSS (mg/L)	TSS (lbs)	BOD (mg/L)	BOD (lbs)	Hg	Hg (lbs.)	E.Coli	Cl2 Res	Flow (MGD)	°C Upstr.	°C Dnstr.	D.O. Upstr.	D.O. Dnstr.	pH Upstr.	pH Dnstr.	App. Upstr.	App. Dnstr.	Fec. Coli. Upstr.	Fec. Coli. Dnstr.	Hrds.	
1	Fri	93	0.00	P. cloudy	4.921	3.754	22	7.6	317	15	434	472	0.2	450	170	2,650	5	0.232	17	37.37	6.16	23	6.9			7.4	167								0.03	3.384												
2	Sat	92	0.00	clear	4.454	3.853	21	7.3	238	17			0.2	600				0.219				23	6.5			7.3	201								0.03	3.096												
3	Sun	86	0.00	clear	4.087	3.779	21	7.3	253	18			0.2	650				0.205				22	7.0	489	11,880	7.2	179	4.00	97.18	7.00	170.06	0.00005	0.0012		0.03	2.913												
4	Mon	86	0.00	P. cloudy	4.007	3.819	22	7.5	344	17	402	261	0.2	570	217	2,630	7	0.225	17			22	7.4			7.4	172	2.00	47.49	7.00	166.21				0.03	2.847												
5	Tue	89	0.00	clear	3.880	3.008	22	7.6	347	17	336	287	0.2	570	223	2,560	8	0.235	16	36.11	5.61	22	7.3			7.5	181	3.00	69.01	7.00	161.01			2.0	0.03	2.758												
6	Wed	91	0.00	P. cloudy	3.908	3.002	22	7.7	354	18	342	317	0.1	550	213	2,580	8	0.237	16	39.10	6.07	23	7.1			7.5	186	3.00	70.06	7.00	163.46			1.0	0.03	2.800												
7	Thur	79	0.19	cloudy	3.902	3.046	22	7.7	361	29	1436	376	0.1	570	204	2,790	2	0.239	17	36.46	6.01	22	7.0			7.5	201	3.00	70.11	8.00	186.95				0.03	2.802												
8	Fri	90	0.00	clear	3.997	2.910	22	7.6	375	19	460	324	0.1	540	191	2,830	6	0.211	17	39.31	6.48	22	7.1			7.5	200								0.03	2.881												
9	Sat	92	0.00	clear	3.969	2.955	22	7.3	255	20			0.1	550				0.240				23	7.0			7.5	193								0.03	2.845												
10	Sun	93	0.00	clear	3.827	3.097	21	7.4	258	20			0.1	440				0.235				23	7.0			7.5	173	3.00	68.78	13.00	298.05				0.03	2.749												
11	Mon	92	0.00	clear	3.948	2.803	23	7.6	367	20	292	335	0.1	450	172	2,620	9	0.221	16	18.56	2.88	23	7.1			7.5	180	4.00	93.51	11.00	257.15				0.03	2.803												
12	Tue	87	0.64	clear	4.294	2.948	22	7.5	289	19	352	420	0.1	410	158	2,600	7	0.245	16	40.62	6.31	23	7.0			7.5	199	5.00	126.68	10.00	253.37			1.0	0.03	3.038												
13	Wed	94	0.00	clear	5.005	2.822	22	7.7	363	13	286	288	0.1	420	145	2,890	8	0.230	16	19.84	3.08	23	7.1			7.5	209	3.00	85.87	6.00	171.74			1.0	0.03	3.432												
14	Thur	94	0.00	clear	4.224	3.593	23	7.7	354	15	276	313	0.1	380	134	2,840	10	0.225	18	39.83	6.96	23	7.1			7.6	207	2.00	50.34	10.00	251.70				0.03	3.018												
15	Fri	93	0.00	clear	3.996	3.096	22	7.4	262	17	298	434	0.1	390	134	2,920	10	0.235	18	8.44	1.47	24	6.9			7.5	209								0.03	2.857												
16	Sat	93	0.00	clear	3.807	2.890	22	7.5	285	16			0.1	360				0.230				23	6.7			7.5	173								0.03	2.550												
17	Sun	93	0.00	clear	3.850	2.785	22	7.5	280	18			0.1	340				0.231				24	6.5			7.5	169	2.00	42.52	8.00	170.07				0.03	2.549												
18	Mon	91	0.00	P. cloudy	3.929	2.801	23	7.7	397	8	194	261	0.1	300	118	2,540	13	0.217	17	17.48	2.88	24	7.0			7.5	175	2.00	42.68	7.00	149.39				0.03	2.559												
19	Tue	86	0.00	P. cloudy	3.878	3.600	23	7.6	365	17	332	335	0.1	300	117	2,560	8	0.237	17	20.20	3.33	23	6.8			7.5	196	2.00	42.98	7.00	150.45			1.0	0.03	2.577												
20	Wed	87	0.18	P. cloudy	3.959	3.272	23	7.4	344	15	312	297	0.2	300	126	2,380	8	0.212	17	42.54	7.02	23	6.9			7.6	198	2.00	44.05	7.00	154.18			2.0	0.03	2.641												
21	Thur	88	0.01	clear	4.103	2.936	23	7.7	381	16	352	420	0.2	300	127	2,360	7	0.201	17	20.05	3.31	23	6.9			7.5	204	2.00	45.50	8.00	182.01				0.03	2.728												
22	Fri	88	0.00	cloudy	3.794	2.602	22	7.4	265	19	428	426	0.1	330	138	2,400	6	0.196	17	14.33	2.36	23	6.9			7.6	211								0.03	3.794												
23	Sat	89	0.29	cloudy	3.795	2.511	23	7.3	265	15			0.2	210				0.186				24	7.0			7.4	196								0.03	2.568												
24	Sun	78	0.53	cloudy	3.917	2.480	22	7.4	290	16			0.3	300				0.197				23	6.9			7.4	209	2.00	43.42	8.00	173.67				0.03	2.603	PARTIAL WEEKLY AVG.NO.'s											
25	Mon	85	0.00	P. cloudy	4.019	2.504	23	7.6	367	18	222	306	0.2	290	124	2,330	10	0.190	15			23	7.0			7.5	183	2.00	47.19	8.00	188.75				0.03	2.829	Date	Week No.	TSS	BOD								
26	Tue	92	0.00	clear	4.017	2.913	23	7.5	347	19	272	302	0.2	300	138	2,180	8	0.210	16	59.80	9.28	24	6.8			7.6	201	4.00	93.77	11.00	257.88			1.0	0.03	2.811												
27	Wed	95	0.00	clear	3.943	2.892	23	7.6	368	17	312	380	0.1	300	141	2,130	7	0.213	16	20.48	3.18	24	6.7			7.5	211	3.00	65.78	8.00	175.41			1.0	0.03	2.629												
28	Thur	96	0.00	clear	3.859	2.890	23	7.5	353	19	396	293	0.1	350	156	2,240	6	0.196	16	35.06	5.44	24	6.8			7.5	204	3.00	65.25	8.00	174.01				0.03	2.608												
29	Fri	93	0.00	clear	3.939	2.858	23	7.4	261	18	336	313	0.2	350	152	2,300	7	0.203	16	19.14	2.97	24	6.6			7.6	213								0.03	2.614												
30	Sat</																																															

REMARKS : Grab, weekend duty operator didn't reset composite sampler
Power failure reset the totalizer on EFF flowmeter had to use INF number for daily flow

--



City of Broken Arrow

Request for Action

File #: 18-878, Version: 1

**Broken Arrow Municipal Authority
Meeting of: 08-07-2018**

Title:

Acknowledgement of submittal of the Broken Arrow Municipal Authority's Water Supply Report for the month of June 2018

Background:

In an effort to provide the Authority and the Public more information with respect to our community's water usage, the Utilities Department Staff has prepared a Total Water Supply Report that records total daily water usage, as well as monthly water volume delivered to the community.

Over the course of the sixth month of the year, the Maximum Water Plant Production Day was 17.8 million gallons per day (MGD) recorded on June 18, 2018. The Average Day usage through the end of June is 14.8 MGD. Total water treated at the plant up to the end of June is 443.4 million gallons (MG). Total water purchased from Tulsa for the month of June is .8 MG.

This report will be updated on a monthly basis. Staff recommends the Authority acknowledge submittal of the Report.

Cost: None

Funding Source: None

Requested By: Ron Sullivan, Interim Utilities Director

Approved By: Michael L. Spurgeon, City Manager

Attachments: Total Water Report-June 2018

Recommendation:

Acknowledge submittal of the Monthly Water Usage Report.

Total Water Usage - 2018												
Day\Mon	Jan	Feb	Mar	Apr	May	Jun	Jul	Aug	Sep	Oct	Nov	Dec
1	10.8	9.1	7.4	8.5	10.5	13.4						
2	8.6	7.9	8.4	7.7	11.3	14.0						
3	8.6	8.7	8.3	9.3	8.1	15.7						
4	10.9	9.2	7.6	9.4	9.3	15.2						
5	7.8	8.1	9.3	7.9	10.6	15.1						
6	9.1	8.3	8.0	8.7	11.3	16.8						
7	9.0	8.5	8.7	8.2	12.2	13.1						
8	9.0	8.5	8.8	7.8	13.0	12.7						
9	9.0	9.6	8.3	10.0	13.3	14.2						
10	8.3	7.7	9.3	8.4	13.5	15.6						
11	8.2	9.0	8.0	9.9	14.2	16.1						
12	8.8	8.2	8.9	11.1	13.6	12.5						
13	9.5	9.0	8.6	8.1	14.4	11.6						
14	9.6	8.5	8.3	9.2	15.2	15.1						
15	7.9	9.4	10.1	9.5	11.8	15.7						
16	8.2	9.8	9.0	9.5	12.5	16.7						
17	11.0	8.1	10.1	11.0	10.6	15.7						
18	8.4	9.1	8.2	10.4	13.7	17.8						
19	8.9	7.8	9.5	10.5	13.3	14.4						
20	9.9	8.7	8.3	10.6	11.9	14.9						
21	8.3	7.8	9.3	8.2	11.8	14.6						
22	10.3	7.0	10.2	9.2	13.7	15.8						
23	8.2	9.1	10.2	8.9	13.9	12.2						
24	8.9	7.5	9.0	10.3	12.5	11.9						
25	8.7	8.9	9.8	8.5	14.1	12.1						
26	9.2	8.9	8.1	8.5	14.3	12.9						
27	8.9	7.2	8.1	10.4	15.8	15.7						
28	9.5	8.6	9.4	9.2	16.8	17.2						
29	9.8		7.8	11.0	15.8	17.3						
30	7.9		8.9	12.0	12.1	17.4						
31	9.1		9.4		11.3							
Mon. Total	280.3	238.2	273.3	281.9	396.4	443.4						
Plant Avg. Day	9.0	8.5	8.8	9.4	12.8	14.8						
Monthly Purchase	1.2	1.0	0.4	0.2	0.3	0.8						
Total Month	281.5	239.2	273.7	282.1	396.7	444.2						
Total Avg. Day	9.1	8.5	8.8	9.4	12.8	14.8						

Verdigris Finished Water (MG):
1,913.5
Plant Annual Max. Day (MGD):
17.8

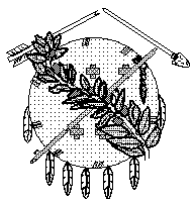
Tulsa Purchase Water (MG) ⁽¹⁾:
3.9
Plant Annual Avg. Day (MGD):
10.6

Total Finished Water (MG):
1,917.4
Plant Annual Min. Day (MGD):
7.0

Total System Annual Avg. Day (MGD):
10.6

Notes:

(1) Actual take is calculated from the billing records for the individual month.



City of Broken Arrow

Request for Action

File #: 18-882, Version: 1

**Broken Arrow Municipal Authority
Meeting of: 08-07-2018**

Title:

Approval of and authorization to purchase one (1) 1-Ton crew cab, cab and chassis from Bob Howard Dodge, pursuant to the Oklahoma Statewide Vehicle contract, for the Building Maintenance Division

Background:

The Building Maintenance Division of the General Services Department has budgeted for the purchase of a 1-ton crew cab work truck. This vehicle will replace an older truck.

This vehicle will be purchased under the Oklahoma Statewide Contract Cars, Passenger vans, Trucks, Suv's, Cargo vans, Police vehicles and CNG vehicles, number SW035. All State Departments, Boards, Commissions, Agencies and Institutions, as well as Counties, School Districts and Municipalities may purchase vehicles from this contract. Pricing under this contract is good until November 14, 2018.

The bid tabulation includes the lowest bidding vendors for the all the brands of 1-ton crew cab chassis under this contract. Base pricing and selected options are reflected in the attached bid tabulation. The service body for this chassis will be quoted separately. Staff recommends that the Council award the lowest responsible bid to Bob Howard Dodge for the purchase of one 2018 Dodge Ram 3500 cab and chassis.

Cost: \$28,668.05

Funding Source: Broken Arrow Municipal Authority - Capital Outlay General Services

Requested By: Lee Zirk, General Services Director

Approved By: Michael L. Spurgeon, City Manager

Attachments: Bid tabulation on Statewide Contract number 1000009326

Recommendation:

Approve the purchase of one 1-Ton crew cab, cab and chassis from Bob Howard Dodge pursuant to the Oklahoma Statewide Vehicle contract.

1 Ton Crew Cab & Chassis

State Contract 1000009326


Expires 11/14/2018

Vendor		Bob Howard Dodge	Hudiburg Chevrolet	Bill Knight Ford
Specification		2018 Ram 3500 crew cab & chassis	2018 Chevy 3500 crew cab & chassis	2019 F350 crew cab & chassis
Item	Qty.	Each price	Each price	Each price
1 Ton crew cab & chassis	1	\$27,368.00	\$27,455.00	\$28,739.00
Options				
Side steps	1	\$499.00	\$350.00	\$409.00
Keys	1	\$325.00	\$135.00	\$85.00
Seats, delete cloth	1	-\$200.00	Included	-\$220.00
Electric brake controller	1	\$285.00	\$230.00	\$260.00
Hooks	1	\$50.00	Included	\$38.00
Back up camera	1	\$341.05	\$499.00	\$394.00
Total		<u>\$28,668.05</u>	\$28,669.00	\$29,705.00
Delivery		120 days	120 days	120 days
Warranty bumper to bumper		3yr/36K	3yr/36K	3yr/36K
Warranty drive train		5yr/100K	5yr/100K	5yr/60K

Building Maintenance Project 195104

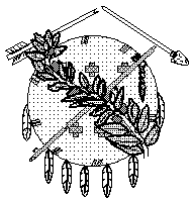
This bid tabulation is true and accurate to the best of my knowledge

Thursday, July 19, 2018



Patrick Harrison

Purchasing Manager



City of Broken Arrow

Request for Action

File #: 18-908, Version: 1

**Broken Arrow Municipal Authority
Meeting of: 08-07-2018**

Title:

Approval of and authorization to purchase one (1) 54,000 pound Gross Vehicle Weight Rating (GVWR) cab and chassis with options 1 through 11, from Summit Truck Group, pursuant to the Oklahoma Statewide Vehicle contract, for the Sanitation Division

Background:

The Sanitation Division of the General Services Department has budgeted for the purchase of a refuse cab and chassis. The packer body was bid separately and will be installed by the body builder. This vehicle will replace an older truck.

This vehicle will be purchased under the Oklahoma Statewide Contract Large Trucks 25,000 pounds and over, number SW035T. All State Departments, Boards, Commissions, Agencies and Institutions, as well as Counties, School Districts and Municipalities may purchase vehicles from this contract. Pricing under this contract is good until February 6, 2019.

The bid tabulation includes the lowest bidding vendors for the all the brands of wide, cab three passenger chassis under this contract. Base pricing and selected options are reflected in the attached bid tabulation. Staff recommends that the Authority award the lowest responsible bid to Summit Truck Group for the purchase of one 54,000 pound GVWR International HV607 cab and chassis.

Cost: \$97,966.00

Funding Source: Broken Arrow Municipal Authority - Capital Outlay General Services

Requested By: Lee Zirk, General Services Director

Approved By: Michael L. Spurgeon, City Manager

Attachments: Bid tabulation on Statewide Contract number SW35T

Recommendation:

Approve the purchase of one 54,000 pound GVWR cab and chassis with options 1 through 10, from Summit Truck Group pursuant to the Oklahoma Statewide Vehicle contract.

Medium Duty 46,000-54,000 # Truck

State Contract SW35T

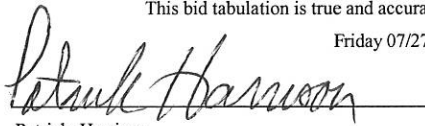
Expires 02/06/2019

	Vendor		Summit Truck Group	Premier Truck
	Specification		2019 International HV607 SBA	2018 Freightliner M2
	Item	Qty.	each price	each price
Item number	Medium Duty 46,000-54,000 # Truck	1	\$89,822.00	\$99,200.00
	Options			
1	Optional diesel engine	1	included	included
2	Optional rear suspension increase to 46,000 GVWR	1	included	included
3	Upgrade transmission to 4500 RDS	1	\$8,144.00	included
4	Bug screen	1	included	included
5	Heated mirrors	1	included	included
6	Stationary grille	1	included	included
7	Add Seat-3 passenger	1	included	included
8	Tilt wheel & cruise control	1	included	included
9	Add 3 keys	3	included	included
10	Tires, rear highway tread	1	included	included
11	Front tow hooks	1	included	included
	Total		<u>\$97,966.00</u>	<u>\$99,200.00</u>
	Delivery		120 days	120 days
	Warranty Bumper to bumper		2 yr/unlimited	2 yr/unlimited

Sanitation Project 195111

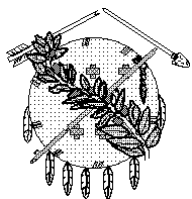
This bid tabulation is true and accurate to the best of my knowledge

Friday 07/27/2018



Patrick Harrison

Purchasing Manager



City of Broken Arrow

Request for Action

File #: 18-814, Version: 1

**Broken Arrow Municipal Authority
Meeting of: 08-07-2018**

Title:

Award the most advantageous bid to J & R Equipment for the purchase of one 20-yard refuse packer body and options 1 through 9, for the Sanitation Division

Background:

The Sanitation Division of the General Services Department has budgeted for the purchase of two refuse trucks to replace older trucks. This purchase is for a refuse packer body that will be mounted on a chassis being purchased under state contract pricing. Funds for the purchase are budgeted in the Broken Arrow Municipal Authority (BAMA) Capital Outlay in the amount of \$325,000.00, project number 195111. Remaining funds from this purchase will be used to purchase an 8-yard refuse truck and the chassis this refuse body will be mounted on.

Bid requests for this refuse truck was sent to six vendors, two bids were submitted by one vendor. The Base pricing and selected options for the refuse truck body is reflected in the attached bid tabulation. Staff recommends that the Authority award the most advantageous bid to J & R Equipment for the purchase and installation of one Leach 2RIII packer body.

Cost: \$81,326.00

Funding Source: Broken Arrow Municipal Authority - Capital Outlay General Services

Requested By: Lee Zirk, General Services Director

Approved By: Michael L. Spurgeon, City Manager

Attachments: Bid tabulation on Bid number 19.100

Recommendation:

Award the most advantageous bid to J & R Equipment for the purchase of one 20-yard refuse packer body and options 1 through 9.


Bid 19.100
Refuse Packer
Bid Date 06/27/2018

Vendor		J & R Equipment
Specification		Leach 2 RIII
Refuse Packer		\$65,513.00
Item Number	Options Packer	
1	Cart Tipper, Diamond Back	\$8,160.00
3	Work Lights	\$630.00
4	Hopper Lights	\$499.00
5	Rear view camera	\$2,664.00
6	Broom holder	\$264.00
7	Shovel holder	\$0.00
8	Remote grease fittings	\$1,111.00
9	Slides in lieu of rollers	\$2,485.00
	Total	<u>\$81,326.00</u>
	Meet specs.	Y
	Delivery	90-120 days
	Warranty	1 year
	Notes	Option 7 is included.

Sanitation Project 195111 Bids sent out to 6 Vendors


This bid tabulation is true and accurate to the best of our knowledge

Wednesday, June 27, 2018



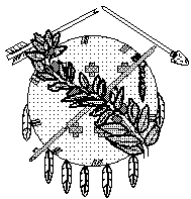
Patrick Harrison

Purchasing Manager



Mike Bradley

Fleet Manager



City of Broken Arrow

Request for Action

File #: 18-945, Version: 1

**Broken Arrow Municipal Authority
Meeting of: 08-07-2018**

Title:

Award the lowest responsible bid to Young Contracting, L.L.C. and approve and authorize execution of a construction contract for the Verdigris River Water Treatment Plant Caustic CIP Tank Replacement (Project No. 185436)

Background:

Engineering, Compliance, and Construction, Inc., was retained by BAMA to design the referenced project at the Verdigris River Water Treatment Plant. The CIP Caustic Tank stores a chemical solution which is used to clean the membrane modules at the plant. The existing tank developed some delamination of the fiberglass and resin matrix and has undergone emergency repairs. However, the tank continues to deteriorate and needs to be replaced. A functional tank is necessary to clean the membrane modules, which are a critical component of the treatment of water at the plant.

The project was advertised for bids on July 09 and July 16, 2018. A non-mandatory pre-bid meeting was held on July 20, 2018. Bids were opened on July 31, 2018 and two (2) bids were received. Both bids were responsive. The Certified Bid Tabulation is attached. The bids submitted were composed of the lump sum base bid (fabrication and installation of the tank). The lowest responsible bidder was Young Contracting, L.L.C., with a base bid of \$94,000.00. The engineer's cost estimate was \$70,000.00 for the base bid.

Cost: \$94,000.00

Funding Source: Utilities Department Operations and Maintenance (O & M) Budget

Requested By: Alex M. Mills, P.E., CFM, Director of Engineering and Construction

Approved By: Michael L. Spurgeon, City Manager

Attachments: Certified Bid Tabulation


Recommendation:

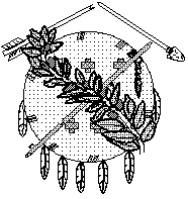
Award the lowest responsible bid to Young Contracting, L.L.C, and approve and authorize execution of a construction contract for the Verdigris River Water Treatment Plant Caustic CIP Tank Replacement

BID TABULATION
VERDIGRIS RIVER WATER TREATMENT PLANT CAUSTIC CIP TANK REPLACEMENT
PROJECT NO. 185436 BID NO. 19.105
BID OPENING 7/31/2018 AT 2:00 P.M. AT THE CITY OF BROKEN ARROW OPERATIONS BUILDING

Item # No.	Pay Item Description BASE BID	Units	Quantity	Engineer's Estimate		Young Contracting, L.L.C.		McIntosh Service, L.L.C.	
				Unit Cost	Extension	Unit Cost	Extension	Unit Cost	Extension
1	Verdigris River Water Treatment Plant Caustic CIP Tank Replacement	LS	1	\$ 70,000.00	\$ 70,000.00	\$ 94,000.00	\$ 94,000.00	\$ 98,858.00	\$ 98,858.00
Total Base Bid				\$ 70,000.00		\$ 94,000.00		\$ 98,858.00	

I certify that this is a true and correct Tabulation of Bids received at 2:00pm on July 31, 2018. This document does not imply that the contract will be awarded to any particular bidder. The City reserves the right to accept or reject any and all bids.


 Roger D. Hughes, P.E.
 Engineering Division Manager



City of Broken Arrow

Request for Action

File #: 18-47, Version: 1

FUND 020 BAMA	DATE DUE	VENDOR NO	VENDOR NAME	VOUCHER NO	INVOICE NO	ACCOUNT NO	AMOUNT
	4/02/2018	7407	PROFESSIONAL ENGINEERING CONSULTING	PI 0811	517191	020-5415-435.70-16 4/02/2018 TOTAL - CUMULATIVE TOTAL -	14,047.80 14,047.80 14,047.80
	4/03/2018	3104	MODERN BINDERY INC	PI 0673	S93807	020-5405-434.60-23 4/03/2018 TOTAL - CUMULATIVE TOTAL -	490.00 490.00 14,537.80
	4/09/2018	2538	ENVIRONMENTAL IMPROVEMENTS INC	PI 0639	0039242	020-5405-434.60-45 4/09/2018 TOTAL - CUMULATIVE TOTAL -	1,306.05 1,306.05 15,843.85
	5/01/2018	4407	MESHEK & ASSOCIATES PLC	PI 0674	5462	020-5215-419.30-87 5/01/2018 TOTAL - CUMULATIVE TOTAL -	10,658.75 10,658.75 26,502.60
	5/11/2018	356	INDUSTRIAL SPLICING & SLING LLC	PI 0675 PI 0676	179629 179629	020-5210-419.70-15 020-5210-419.70-15 5/11/2018 TOTAL - CUMULATIVE TOTAL -	264.60 1,101.61 1,366.21 27,868.81
	5/21/2018	8392	QUANTIE SALES & SERVICE	PI 1302	567604	020-0000-141.00-00 5/21/2018 TOTAL - CUMULATIVE TOTAL -	82.50 82.50 27,951.31
	5/23/2018 5/23/2018	5941 9717	LOWES MOBILE WIRELESS LLC	PI 1106 PI 0681 PI 0682 PI 0683	13294 2753 2753 2753	020-5210-419.70-15 020-5200-419.40-55 020-5305-438.40-55 020-5400-434.40-55 5/23/2018 TOTAL - CUMULATIVE TOTAL -	15.90 299.25 359.10 299.25 973.50 28,924.81
	5/29/2018 5/29/2018	47 133	AUTOMATIC ENGINEERING INC UTILITY SUPPLY	PI 0980 PI 1358 PI 1359	5421845 115390 115390	020-5415-435.40-28 020-0000-141.00-00 020-0000-141.00-00 5/29/2018 TOTAL - CUMULATIVE TOTAL -	567.10 45.00 2,828.40 3,440.50 32,365.31
	5/30/2018	11247	ATLANTIC COMPUTER TECH	PI 0589	146614	020-0000-141.00-00 5/30/2018 TOTAL - CUMULATIVE TOTAL -	52.85 52.85 32,418.16
	6/04/2018	176	TIMMONS OIL COMPANY INC	PI 1361	W 06638	020-0000-141.00-00 6/04/2018 TOTAL - CUMULATIVE TOTAL -	379.85 379.85 32,798.01
	6/05/2018	168	TULSA NEW HOLLAND	PI 0862 PI 0863 PI 0864 PI 0865	482834 483353 483369 483369	020-5305-438.60-20 020-5305-438.60-20 020-5305-438.60-20 020-5305-438.60-20 5/29/2018 TOTAL - CUMULATIVE TOTAL -	211.02 10.95- 31.84 159.28- 79.98 152.61 32,950.62
	6/05/2018	6375	ATWOODS DISTRIBUTING	PI 0905	001459	020-5305-438.60-23 6/05/2018 TOTAL - CUMULATIVE TOTAL -	79.98 152.61 32,950.62

FUND 020 BAMA	DATE DUE	VENDOR NO	VENDOR NAME	VOUCHER NO	INVOICE NO	ACCOUNT NO	AMOUNT
	6/07/2018	204	FENSCO INC	PI 1031	52492	020-5305-438.70-15	1,170.00
				PI 1032	52491	020-5305-438.60-24	840.50
	6/07/2018	1147	AARON FENCE COMPANY	PI 0599	134411	020-5305-438.40-28	384.00
	6/07/2018	6375	ATWOODS DISTRIBUTING	PI 0906	001461	020-5305-438.60-24	499.98
						6/07/2018 TOTAL -	2,894.48
						CUMULATIVE TOTAL -	35,845.10
	6/08/2018	90	NAPA AUTO PARTS	PI 1240	2210903456	020-5115-437.60-20	255.54
						6/08/2018 TOTAL -	255.54
						CUMULATIVE TOTAL -	36,100.64
	6/11/2018	101	WELDON PARTS TULSA	PI 1364	209682100	020-0000-141.00-00	11.93
	6/11/2018	6963	LAYCO INC.	PI 1075	1894456	020-5415-435.60-41	333.50
						6/11/2018 TOTAL -	345.43
						CUMULATIVE TOTAL -	36,446.07
	6/13/2018	90	NAPA AUTO PARTS	PI 0747	2210903939	020-5125-436.60-20	210.97
				PI 1193	2210903939	020-0000-141.00-00	130.02
				PI 1194	2210903939	020-0000-141.00-00	29.85
				PI 1195	2210903939	020-0000-141.00-00	51.10
				PI 1217	2210903939-	020-5125-436.60-20	210.97
						6/13/2018 TOTAL -	210.97
						CUMULATIVE TOTAL -	36,657.04
	6/19/2018	133	UTILITY SUPPLY	PI 1360	116076	020-0000-141.00-00	1,543.50
	6/19/2018	204	FENSCO INC	PI 1033	52546	020-5400-434.60-40	1,358.00
						6/19/2018 TOTAL -	2,901.50
						CUMULATIVE TOTAL -	39,558.54
	6/20/2018	47	AUTOMATIC ENGINEERING INC	PI 0915	5423931	020-5415-435.40-28	10,608.31
	6/20/2018	133	UTILITY SUPPLY	PI 1362	116088	020-0000-141.00-00	3,986.96
	6/20/2018	9892	GOODYEAR COMMERCIAL TIRE	PI 1030	2541011224	020-5125-436.60-19	700.00
						6/20/2018 TOTAL -	13,895.27
						CUMULATIVE TOTAL -	53,453.81
	6/21/2018	133	UTILITY SUPPLY	PI 1363	116170	020-0000-141.00-00	775.00
						6/21/2018 TOTAL -	775.00
						CUMULATIVE TOTAL -	54,228.81
	6/22/2018	74	BROKEN ARROW LAWN & GARDEN	PI 0947	344722	020-5305-438.60-20	91.82
						6/22/2018 TOTAL -	91.82
						CUMULATIVE TOTAL -	54,320.63
	6/23/2018	6375	ATWOODS DISTRIBUTING	PI 0911	001471	020-5125-436.60-10	125.00
						6/23/2018 TOTAL -	125.00
						CUMULATIVE TOTAL -	54,445.63
	6/25/2018	90	NAPA AUTO PARTS	PI 0751	2210905071	020-5410-435.60-20	45.96
	6/25/2018	1147	AARON FENCE COMPANY	PI 0601	134515	020-5305-438.40-28	375.00
						6/25/2018 TOTAL -	329.04
						CUMULATIVE TOTAL -	54,774.67

FUND	020 BAMA	DATE DUE	VENDOR NO	VENDOR NAME	VOUCHER NO	I NVOICE NO	ACCOUNT NO	AMOUNT
6/26/2018	90			NAPA AUTO PARTS	PI 0753	2210905217	020-5305-438.60-20	30.07-
							6/26/2018 TOTAL -	30.07-
							CUMULATIVE TOTAL -	54,744.60
6/27/2018	90			NAPA AUTO PARTS	PI 1241	2210905279	020-5305-438.60-20	33.80
					PI 1242	2210905280	020-5305-438.60-20	2.40
6/27/2018	5290			HOLLOWAY, UPDIKE AND BELLEN IN	PI 0887	6	020-5400-434.70-16	2,700.00
6/27/2018	9700			ADVANCED INDUSTRIAL SOLUTIONS	PI 0590	236684	020-0000-141.00-00	177.80
					PI 0591	236684	020-0000-141.00-00	74.70
6/27/2018	10949			ROUTEWARE INC.	PI 0829	99505	020-0000-141.00-00	800.00
							6/27/2018 TOTAL -	3,788.70
							CUMULATIVE TOTAL -	58,533.30
6/28/2018	90			NAPA AUTO PARTS	PI 0739	2210905349	020-0000-141.00-00	159.12
6/28/2018	101			WELDON PARTS TULSA	PI 0869	211464800	020-5125-436.60-20	796.06
6/28/2018	4997			HARRIS CORPORATION PSPC	PI 1068	93293106	020-0000-141.00-00	777.00
6/28/2018	5941			LOWES	PI 1109	01568	020-5400-434.60-23	45.52
6/28/2018	10595			RJN GROUP	PI 0836	295321	020-5415-435.70-16	1,175.14
							6/28/2018 TOTAL -	2,952.84
							CUMULATIVE TOTAL -	61,486.14
6/29/2018	2372			WATKINS SAND COMPANY INC	PI 0867	17212X	020-5305-438.60-27	1,100.00
					PI 0868	17212X	020-5400-434.60-80	200.00
6/29/2018	5941			LOWES	PI 0688	12540	020-5200-419.60-23	28.46
							6/29/2018 TOTAL -	1,328.46
							CUMULATIVE TOTAL -	62,814.60
6/30/2018	6375			ATWOODS DISTRIBUTING	PI 0914	001475	020-5405-434.60-10	109.99
6/30/2018	6733			CROSSLAND HEAVY CONTRACTORS IN	PI 0981	2-	020-5410-435.70-15	407,921.39-
					PI 0982	5	020-5410-435.70-15	436,868.39
					PI 0983	2	020-5410-435.70-17	44,198.75
					PI 0984	2-	020-5410-435.70-17	9,000.00-
							6/30/2018 TOTAL -	64,255.74
							CUMULATIVE TOTAL -	127,070.34
7/01/2018	6963			LAYCO INC.	PI 1080	1894557	020-5415-435.60-41	42.96
							7/01/2018 TOTAL -	42.96
							CUMULATIVE TOTAL -	127,113.30
7/02/2018	8			BRENNTAG SOUTHWEST INC	PI 0944	BSW099495	020-0000-141.00-00	1,335.10
7/02/2018	90			NAPA AUTO PARTS	PI 0756	2210905694	020-5305-438.60-20	2.37
					PI 0758	2210905739	020-5120-437.60-20	41.93
					PI 0760	2210905760	020-5305-438.60-20	22.52-
					PI 0761	2210905771	020-5120-437.60-23	1.96
7/02/2018	101			WELDON PARTS TULSA	PI 0881	211662300	020-5125-436.60-20	796.06-
7/02/2018	724			O REILLY AUTOMOTIVE	PI 1196	0156245062	020-0000-141.00-00	449.40
7/02/2018	5941			LOWES	PI 0706	12551	020-5400-434.60-23	15.12
7/02/2018	7407			PROFESSIONAL ENGINEERING CONSU	PI 0813	517802	020-5415-435.70-16	10,535.85
7/02/2018	9973			KUBOTA CENTER EAST TULSA	PI 0732	P17436	020-5305-438.60-20	313.77
							7/02/2018 TOTAL -	11,876.92
							CUMULATIVE TOTAL -	138,990.22

FUND	020 BAMA	DATE DUE	VENDOR NO	VENDOR NAME	VOUCHER NO	INVOICE NO	ACCOUNT NO	AMOUNT
7/03/2018	8			BRENNTAG SOUTHWEST INC	PI 0626	BSW000777	020-5405-434.60-34	2,798.22
7/03/2018	101			WELDON PARTS TULSA	PI 0882	211751500	020-5125-436.60-20	563.84
7/03/2018	225			SUMMIT TRUCK GROUP	PI 0830	411163475	020-0000-141.00-00	95.88
					PI 0831	411163475	020-0000-141.00-00	202.88
7/03/2018	370			AIRGAS USA LLC	PI 0623	9077779345	020-5120-437.60-23	14.90
7/03/2018	5941			LOWES	PI 0707	02596	020-5305-438.70-15	327.93
7/03/2018	8099			EMERGENCY POWER SYSTEMS INC	PI 1017	18015765	020-5415-435.40-20	427.00
7/03/2018	8864			USA BLUEBOOK	PI 1409	615304	020-5410-435.60-45	1,083.86
7/03/2018	9569			TWIN CITIES READY MIX INC	PI 0871	167884	020-5305-438.60-27	145.50
					PI 0872	167884	020-5305-438.70-15	12,070.00
					PI 0873	167885	020-5305-438.60-27	242.50
							7/03/2018 TOTAL -	17,972.51
							CUMULATIVE TOTAL -	156,962.73
7/05/2018	90			NAPA AUTO PARTS	PI 0740	2210905986	020-0000-141.00-00	31.74
					PI 0741	2210905986	020-0000-141.00-00	213.96
					PI 0742	2210905986	020-0000-141.00-00	168.33
					PI 0765	2210905989	020-5120-437.60-23	25.30
7/05/2018	5936			CONTINENTAL BATTERY CO	PI 0635	10930705181514	020-0000-141.00-00	154.50
7/05/2018	5941			LOWES	PI 0709	02073	020-5305-438.60-23	38.01
7/05/2018	9569			TWIN CITIES READY MIX INC	PI 0874	167961	020-5305-438.60-27	385.00
					PI 0875	167961	020-5400-434.60-27	77.00
7/05/2018	9892			GOODYEAR COMMERCIAL TIRE	PI 0636	2541011335	020-0000-141.00-00	1,236.06
					PI 1019	2541011320	020-0000-141.00-00	7,417.70
7/05/2018	10554			JIM NORTON CHEVROLET	PI 0738	12395	020-5406-434.60-20	265.10
							7/05/2018 TOTAL -	10,012.70
							CUMULATIVE TOTAL -	166,975.43
7/06/2018	8			BRENNTAG SOUTHWEST INC	PI 0627	BSW001323	020-5405-434.60-34	2,002.00
7/06/2018	101			WELDON PARTS TULSA	PI 0883	211906100	020-5125-436.60-20	68.06
7/06/2018	370			AIRGAS USA LLC	PI 0926	9077870072	020-5120-437.60-23	13.05
7/06/2018	890			B & M OIL COMPANT - TULSA	PI 0597	0472786	020-0000-141.00-00	49.90
7/06/2018	3558			SOUTHWEST TRAILERS & EQUIPMENT	PI 0857	BI 24266	020-5305-438.60-20	58.44
7/06/2018	9569			TWIN CITIES READY MIX INC	PI 0876	168055	020-5400-434.60-27	339.50
7/06/2018	9700			ADVANCED INDUSTRIAL SOLUTIONS	PI 0595	236684BO	020-0000-141.00-00	62.10
					PI 0596	236684BO	020-0000-141.00-00	231.20
7/06/2018	9973			KUBOTA CENTER EAST TULSA	PI 0733	P17541	020-5305-438.60-20	431.52
							7/06/2018 TOTAL -	3,255.77
							CUMULATIVE TOTAL -	170,231.20
7/07/2018	420			APAC-CENTRAL, INC	PI 0606	7001121400	020-5400-434.70-15	640.61
					PI 0608	7001121822	020-5305-438.60-27	112.29
					PI 0609	7001121822	020-5400-434.60-80	448.47
							7/07/2018 TOTAL -	1,201.37
							CUMULATIVE TOTAL -	171,432.57
7/09/2018	8			BRENNTAG SOUTHWEST INC	PI 0628	BSW001071	020-5415-435.60-34	846.13
7/09/2018	90			NAPA AUTO PARTS	PI 0768	2210906291	020-5120-437.60-20	7.61
					PI 0771	2210906303	020-5120-437.60-23	66.98
					PI 0772	2210906306	020-5305-438.60-20	21.96
					PI 0775	2210906325	020-5120-437.60-23	21.12

FUND 020 BAMA	DATE DUE	VENDOR NO	VENDOR NAME	VOUCHER NO	INVOICE NO	ACCOUNT NO	AMOUNT
	7/09/2018	101	WELDON PARTS TULSA	PI 1243	2210906386	020-5120-437.60-23	28.99-
	7/09/2018	176	TIMMONS OIL COMPANY INC	PI 0884	212020200	020-5125-436.60-20	68.06-
	7/09/2018	244	GREEN ACRE SOD FARMS DBA	PI 0860	W 06893	020-0000-141.00-00	247.61
	7/09/2018	437	OCT EQUIPMENT INC	PI 0646	110328	020-5400-434.60-80	150.00
	7/09/2018	951	HOLLIDAY SAND & GRAVEL CO	PI 0823	S02000059	020-5400-434.60-20	421.94
	7/09/2018	5941	LOWES	PI 0690	370682	020-5305-438.60-27	84.85
	7/09/2018	6822	TULSA WINNELLSON COMPANY	PI 0710	02058	020-5400-434.60-38	4.54
	7/09/2018	9846	EVANS HYDRAULIC REPAIR	PI 1397	06700500	020-5100-437.60-18	45.38
	7/09/2018	9973	KUBOTA CENTER EAST TULSA	PI 0660	7091	020-5305-438.40-20	330.00
	7/09/2018	10077	GULBRANSEN TECHNOLOGIES INC	PI 0734	P17570	020-5305-438.60-20	312.47-
	7/09/2018	11010	TULSA SHEET METAL	PI 0695	91036235	020-5405-434.60-34	11,597.04
	7/09/2018	11047	HARD HAT SAFETY & GLOVE LLC	PI 0896	10222	020-5405-434.60-23	82.00
				PI 0670	28573	020-0000-141.00-00	397.38
				PI 0671	28573	020-0000-141.00-00	519.42
						7/09/2018 TOTAL -	14,392.20
						CUMULATIVE TOTAL -	185,824.77
	7/10/2018	8	BRENNTAG SOUTHWEST INC	PI 0969	BSW002420	020-5405-434.60-34	2,349.20
	7/10/2018	90	NAPA AUTO PARTS	PI 0743	2210906470	020-0000-141.00-00	19.74
				PI 0744	2210906470	020-0000-141.00-00	167.24
				PI 0745	2210906470	020-0000-141.00-00	103.92
				PI 0746	2210906470	020-0000-141.00-00	105.04
				PI 0783	2210906473	020-5200-419.60-23	20.80
				PI 1244	2210906493	020-5415-435.60-20	36.48
	7/10/2018	141	CUMMINS SOUTHERN PLAINS	PI 0655	911112	020-5125-436.60-20	293.87
				PI 0656	911115	020-5125-436.60-20	398.16
				PI 0999	911111	020-5125-436.60-20	2,157.72
	7/10/2018	240	GRAINGER	PI 0657	9841299382	020-5125-436.60-20	225.82
	7/10/2018	601	TETRA TECH INC	PI 1379	51330260	020-5410-435.70-16	1,455.00
				PI 1380	51330259	020-5410-435.70-16	2,414.33
	7/10/2018	5371	PREMIER TRUCK GROUP	PI 0825	125238235	020-5125-436.60-20	183.12
	7/10/2018	5941	LOWES	PI 0712	13819	020-5400-434.60-38	7.97
	7/10/2018	9892	GOODYEAR COMMERCIAL TIRE	PI 1021	2541011372	020-0000-141.00-00	873.00
	7/10/2018	9973	KUBOTA CENTER EAST TULSA	PI 1070	P17635	020-0000-141.00-00	323.94
						7/10/2018 TOTAL -	11,135.35
						CUMULATIVE TOTAL -	196,960.12
	7/11/2018	90	NAPA AUTO PARTS	PI 0785	2210906516	020-5415-435.60-20	2.73
				PI 0788	2210906529	020-5400-434.60-20	10.20
				PI 0791	2210906543	020-5115-437.60-20	375.95
				PI 0792	2210906582	020-5200-419.60-23	23.24
	7/11/2018	176	TIMMONS OIL COMPANY INC	PI 0861	W 06905	020-0000-141.00-00	89.93
	7/11/2018	225	SUMMIT TRUCK GROUP	PI 0832	411163955	020-0000-141.00-00	185.84
	7/11/2018	240	GRAINGER	PI 0638	9843850844	020-0000-141.00-00	206.00
				PI 0664	9843345514	020-5405-434.60-45	133.05
	7/11/2018	243	GRAYBAR ELECTRIC CO INC	PI 0634	9304996658	020-0000-141.00-00	981.00
	7/11/2018	273	QUIKSERVICE STEEL YAFFE	PI 0827	214852	020-5125-436.60-20	105.80
	7/11/2018	377	KIMS INTERNATIONAL	PI 0704	0106566	020-5125-436.60-20	20.68
				PI 1086	0106564	020-5400-434.60-23	30.60
	7/11/2018	890	B & M OIL COMPANT - TULSA	PI 0945	0472919	020-0000-141.00-00	952.00
	7/11/2018	5371	PREMIER TRUCK GROUP	PI 1219	125238379	020-5125-436.60-20	338.52

FUND 020 BAMA	DATE DUE	VENDOR NO	VENDOR NAME	VOUCHER NO	INVOICE NO	ACCOUNT NO	AMOUNT
	7/11/2018	5941	LOWES	PI 0716	01139	020-5305-438.60-23	152.61
				PI 0717	02409	020-5305-438.60-23	13.35
				PI 0718	02417	020-5305-438.70-15	88.60
				PI 0719	02431	020-5305-438.70-15	17.06
	7/11/2018	6478	FORTILINE INC	PI 1022	4329676	020-0000-141.00-00	3,019.40
	7/11/2018	9089	YELLOWHOUSE MACHINERY CO	PI 0898	348264	020-5305-438.60-20	519.00
	7/11/2018	9569	TWIN CITIES READY MIX INC	PI 0877	168350	020-5305-438.60-27	308.00
	7/11/2018	9706	WATER TECH INC	PI 0893	67687	020-5410-435.60-34	3,906.87
				PI 0894	67717	020-5405-434.60-34	4,566.60
	7/11/2018	10233	PETROLEUM TRADERS CORP	PI 0810	1283426	020-0000-141.00-00	17,639.96
	7/11/2018	11047	HARD HAT SAFETY & GLOVE LLC	PI 0672	28610	020-0000-141.00-00	622.08
	7/11/2018	11224	BERRY DUNN MENEIL & PARKER LLC	PI 0950	374626	020-1700-419.70-19	6,214.00
						7/11/2018 TOTAL -	40,523.07
						CUMULATIVE TOTAL -	237,483.19
	7/12/2018	90	NAPA AUTO PARTS	PI 0794	2210906626	020-5406-434.60-20	29.09
				PI 0797	2210906630	020-5305-438.60-19	29.70
				PI 0803	2210906676	020-5200-419.60-20	155.99
	7/12/2018	101	WELDON PARTS TULSA	PI 1368	212088200	020-0000-141.00-00	62.20
	7/12/2018	225	SUMMIT TRUCK GROUP	PI 0833	411164002	020-0000-141.00-00	252.41
	7/12/2018	240	GRAINGER	PI 0642	9844017294	020-5305-438.60-23	2,376.40
				PI 0668	9845004960	020-5405-434.60-23	293.60
	7/12/2018	244	GREEN ACRE SOD FARMS DBA	PI 0650	110340	020-5305-438.70-15	65.00
				PI 0651	110341	020-5305-438.70-15	360.00
	7/12/2018	377	KIMS INTERNATIONAL	PI 0705	0106594	020-5415-435.60-20	9.83
	7/12/2018	5371	PREMIER TRUCK GROUP	PI 0820	125238267	020-5415-435.60-20	770.33
	7/12/2018	5941	LOWES	PI 0721	01289	020-5305-438.60-23	47.53
				PI 0723	11089	020-5415-435.60-03	17.09
	7/12/2018	8864	USA BLUEBOOK	PI 1410	622966	020-5410-435.60-03	8.19
	7/12/2018	9569	TWIN CITIES READY MIX INC	PI 0878	168429	020-5400-434.60-27	115.50
	7/12/2018	9822	MORTON SALT INC	PI 0691	5401621821	020-5405-434.60-34	5,943.12
	7/12/2018	10694	CK ENTERPRISES INC	PI 0633	83495130706	020-0000-141.00-00	137.77
						7/12/2018 TOTAL -	10,673.75
						CUMULATIVE TOTAL -	248,156.94
	7/13/2018	90	NAPA AUTO PARTS	PI 0806	2210906775	020-5200-419.60-20	41.54
				PI 1199	2210906726	020-0000-141.00-00	27.63
				PI 1200	2210906726	020-0000-141.00-00	165.57
				PI 1246	2210906769	020-5115-437.60-20	14.11
				PI 1247	2210906770	020-5205-419.60-20	20.35
	7/13/2018	141	CUMMINS SOUTHERN PLAINS	PI 1000	911285	020-5125-436.60-20	50.00
	7/13/2018	173	TULSA AUTO SPRING	PI 1395	00351554	020-5400-434.60-20	177.38
	7/13/2018	176	TIMMONS OIL COMPANY INC	PI 1372	W06937	020-0000-141.00-00	934.50
	7/13/2018	179	TRANS CONTINENTAL SUPPLY INC	PI 1369	1031752	020-0000-141.00-00	225.00
				PI 1370	1031752	020-0000-141.00-00	239.38
	7/13/2018	251	SHERWIN WILLIAMS CO	PI 1343	19062	020-5120-437.60-18	44.20
	7/13/2018	255	SAFETY GLOVE INC	PI 0834	87764200	020-0000-141.00-00	486.19
	7/13/2018	452	GELCO UNIFORMS & SHOES INC	PI 1045	00234896	020-5405-434.60-10	125.00
	7/13/2018	1032	BARCO MUNICIPAL PRODUCTS INC	PI 0632	1N229505	020-5415-435.60-23	425.00
	7/13/2018	1409	SMITH FARM & GARDEN CO	PI 0847	814081	020-5405-434.60-20	366.65
	7/13/2018	2858	ANIXTER INC	PI 0902	105546903	020-0000-141.00-00	4,025.88

FUND 020 BAMA	DATE DUE	VENDOR NO	VENDOR NAME	VOUCHER NO	INVOICE NO	ACCOUNT NO	AMOUNT
	7/13/2018	5936	CONTINENTAL BATTERY CO	PI 0637	15320713181202	020-0000-141.00-00	286.88
				PI 0666	15320713181202	020-5415-435.60-20	676.26
	7/13/2018	5941	LOWES	PI 0726	01499	020-5200-419.60-23	9.46
				PI 0729	10596	020-5400-434.60-23	39.20
				PI 0730	10669	020-5415-435.60-23	15.18
	7/13/2018	8679	CORE & MAIN	PI 0998	J124555	020-5410-435.60-45	290.75
	7/13/2018	8846	DUNHAM S ASPHALT PLANT	PI 0986	250139	020-5415-435.60-27	159.16
	7/13/2018	9892	GOODYEAR COMMERCIAL TIRE	PI 1020	2541011402	020-0000-141.00-00	1,358.76
				PI 1023	2541011401	020-0000-141.00-00	1,573.00
	7/13/2018	10233	PETROLEUM TRADERS CORP	PI 1198	1284562B	020-0000-141.00-00	16,529.99
	7/13/2018	11078	MID AMERICAN RESEARCH CHEMICAL	PI 1197	0641257	020-0000-141.00-00	164.55
						7/13/2018 TOTAL -	28,351.57
						CUMULATIVE TOTAL -	276,508.51
	7/14/2018	370	AIRGAS USA LLC	PI 0928	9078199114	020-5130-437.60-21	48.83
	7/14/2018	420	APAC-CENTRAL, INC	PI 0923	7001122941	020-5305-438.60-27	583.31
				PI 0924	7001122941	020-5400-434.60-80	970.77
						7/14/2018 TOTAL -	1,582.91
						CUMULATIVE TOTAL -	278,091.42
	7/16/2018	8	BRENNTAG SOUTHWEST INC	PI 0970	BSW003600	020-5405-434.60-34	2,698.06
				PI 0971	BSW003601	020-5410-435.60-34	846.13
				PI 0972	BSW003602	020-5410-435.60-34	3,979.80
				PI 1008	BSW003403	020-5415-435.60-34	311.10
	7/16/2018	90	NAPA AUTO PARTS	PI 1255	2210907001	020-5415-435.60-20	5.29
				PI 1256	2210907023	020-5410-435.60-23	78.28
	7/16/2018	173	TULSA AUTO SPRING	PI 1396	00351513	020-5125-436.60-20	2,396.03
	7/16/2018	225	SUMMIT TRUCK GROUP	PI 1304	411164101	020-0000-141.00-00	237.26
				PI 1305	411164101	020-0000-141.00-00	373.13
	7/16/2018	255	SAFT GLOVE INC	PI 0835	87764201	020-0000-141.00-00	37.44
	7/16/2018	951	HOLIDAY SAND & GRAVEL CO	PI 1081	370934	020-5400-434.60-80	166.04
	7/16/2018	1409	SMITH FARM & GARDEN CO	PI 1328	814411	020-5400-434.60-20	23.40
	7/16/2018	5941	LOWES	PI 1133	01984	020-5305-438.60-23	16.61
				PI 1134	01997	020-5120-437.60-23	315.18
				PI 1135	02544	020-5305-438.70-15	70.52
	7/16/2018	10077	GULBRANSEN TECHNOLOGIES INC	PI 1046	91036377	020-5405-434.60-34	11,909.52
				PI 1047	91036378	020-5405-434.60-34	11,405.52
						7/16/2018 TOTAL -	34,869.31
						CUMULATIVE TOTAL -	312,960.73
	7/17/2018	40	AVB	001059	JUNE 2018	020-0503-415.50-28	426.29
	7/17/2018	60	BLOSS EQUIPMENT CO	PI 0946	82711	020-0000-141.00-00	439.60
	7/17/2018	90	NAPA AUTO PARTS	PI 1201	2210907104	020-0000-141.00-00	155.48
				PI 1202	2210907104	020-0000-141.00-00	234.19
				PI 1203	2210907104	020-0000-141.00-00	285.06
				PI 1204	2210907104	020-0000-141.00-00	52.88
				PI 1205	2210907104	020-0000-141.00-00	51.92
				PI 1206	2210907104	020-0000-141.00-00	65.52
				PI 1257	2210907049	020-5305-438.60-20	6.99
	7/17/2018	141	CUMMINS SOUTHERN PLAINS	PI 1007	911377	020-5125-436.60-20	293.87
	7/17/2018	179	TRANS CONTINENTAL SUPPLY INC	PI 1365	1031787	020-0000-141.00-00	299.52

FUND 020 BAMA	DATE DUE	VENDOR NO	VENDOR NAME	VOUCHER NO	INVOICE NO	ACCOUNT NO	AMOUNT
				PI 1366	1031787	020-0000-141.00-00	348.56
				PI 1371	1031786	020-0000-141.00-00	49.78
7/17/2018	240		GRAINGER	PI 1057	9848248150	020-5410-435.60-45	360.80
				PI 1058	9849073462	020-5410-435.60-45	316.36
7/17/2018	241		GRAND RIVER DAM AUTHORITY	001062	47376	020-5405-434.50-94	312.19
7/17/2018	370		AIRGAS USA LLC	PI 0929	9078199113	020-5120-437.60-23	153.84
7/17/2018	594		TRAFFIC & LIGHTING SYSTEMS	PI 0859	288	020-0000-141.00-00	1,085.52
7/17/2018	605		OKLAHOMA EMPLOYMENT SECURITY C	001052	2ND QTR 2018	020-1700-419.20-25	5,274.39
7/17/2018	1409		SMITH FARM & GARDEN CO	PI 1303	814495	020-0000-141.00-00	279.96
				PI 1329	814531	020-5305-438.60-20	27.03
				PI 1331	814538	020-5305-438.60-20	129.19
7/17/2018	3053		AIR CLEANING TECHNOLOGIES INC	PI 0592	32179	020-0000-141.00-00	459.48
				PI 0593	32180	020-0000-141.00-00	285.86
				PI 0594	32181	020-0000-141.00-00	292.57
7/17/2018	5941		LOWES	PI 1138	01201	020-5400-434.60-23	75.05
				PI 1140	02844	020-5405-434.60-23	43.52
				PI 1141	02850	020-5410-435.60-23	10.64
				PI 1142	02857	020-5305-438.70-15	60.61
7/17/2018	6454		WASTE MANAGEMENT QUARRY LANDFI	001067	005038021852	020-5125-436.40-30	3,645.98
				001068	005048021850	020-5125-436.40-30	6,273.30
				001069	005037421855	020-5125-436.40-30	254.23
				001070	005047221857	020-5125-436.40-30	319.50
				001088	005046321856	020-5410-435.40-30	15,270.07
7/17/2018	7418		MATTHEWS FORD	PI 1230	F4CS218374	020-5415-435.60-20	346.08
7/17/2018	7497		JPMORGAN CHASE BANK N A	001063	06620001101838	020-0503-415.50-28	1,343.25
7/17/2018	8864		USA BLUEBOOK	PI 1411	626872	020-5410-435.60-45	62.95
7/17/2018	8997		AMERICAN MUNICIPAL SERVICES CO	001085	38859	020-0000-229.16-00	960.30
7/17/2018	9822		MORTON SALT INC	PI 1221	5401624178	020-5405-434.60-34	6,423.70
7/17/2018	9876		RI TZ/ LONE STAR SAFETY & SUPPLY	PI 1307	5616599	020-0000-141.00-00	186.67
7/17/2018	10039		COVANTA ENERGY LLC	001061	18108CVTUL	020-5125-436.40-30	37,274.59
7/17/2018	10137		WAGONER CO RRWD DISTRICT #4	001066	037	020-0503-415.50-28	150.00
7/17/2018	10214		TULSA'S GREEN COUNTRY STAFFING	001054	63361	020-5125-436.50-37	9,079.20
				001055	63531	020-5125-436.50-37	7,222.80
				001087	62722	020-5125-436.50-37	277.32
7/17/2018	10800		READING EQUIP & DIST LLC	PI 0838	J400000289	020-5410-435.70-02	9,570.00
7/17/2018	10851		ADG PC	PI 0916	14943	020-5100-437.70-17	5,000.00
7/17/2018	11332		STAND-BY PERSONNEL	001053	198629	020-5125-436.50-37	1,783.40
7/17/2018	11343		ABC PUMPING LLC	001082	2187	020-5305-438.70-15	1,065.00
				001083	2186	020-5305-438.70-15	965.00
				001084	2191	020-5305-438.70-15	1,325.00
						7/17/2018 TOTAL -	120,675.01
						CUMULATIVE TOTAL -	433,635.74
7/18/2018	8		BRENNTAG SOUTHWEST INC	PI 0974	BSW004655	020-5410-435.60-45	2,060.00
7/18/2018	42		ARROW SAFE AND LOCK INC	PI 0936	72020	020-5400-434.60-38	28.35
7/18/2018	90		NAPA AUTO PARTS	PI 1260	2210907158	020-5120-437.60-20	8.07
				PI 1262	2210907161	020-5120-437.60-20	21.48
				PI 1264	2210907172	020-5120-437.60-20	32.15
				PI 1266	2210907227	020-5120-437.60-20	29.23
7/18/2018	101		WELDON PARTS TULSA	PI 1389	212580700	020-5125-436.60-20	192.70
7/18/2018	176		TIMMONS OIL COMPANY INC	PI 1373	W 06981	020-0000-141.00-00	496.80

FUND 020 BAMA	DATE DUE	VENDOR NO	VENDOR NAME	VOUCHER NO	INVOICE NO	ACCOUNT NO	AMOUNT
	7/18/2018	225	SUMMIT TRUCK GROUP	PI 1374	W 06985	020-0000-141.00-00	583.50
				PI 1308	411164461	020-0000-141.00-00	57.62
	7/18/2018	240	GRAINGER	PI 1354	411164472	020-5125-436.60-20	280.15
	7/18/2018	273	QUIKSERV ICE STEEL YAFFE	PI 1059	9849933578	020-5405-434.60-23	48.50
	7/18/2018	377	KIMS INTERNATIONAL	PI 1346	215091	020-5125-436.60-20	151.60
				PI 1089	0106715	020-5305-438.60-20	114.00
				PI 1090	0106723	020-5125-436.60-20	16.45
				PI 1091	0106727	020-5125-436.60-20	31.14
	7/18/2018	890	B & M OIL COMPANT - TULSA	PI 0977	0473158	020-5410-435.60-21	217.65
	7/18/2018	2664	CONSOLIDATED TRAFFIC CONTROLS	PI 0978	437960	020-0000-141.00-00	8,936.00
	7/18/2018	5823	B&H PHOTO	PI 1009	144950104	020-5100-437.70-17	1,190.80
	7/18/2018	5941	LOWES	PI 1145	01351	020-5305-438.60-23	23.74
				PI 1149	02088	020-5405-434.60-23	116.12
				PI 1150	02092	020-5405-434.60-23	58.35
				PI 1151	02096	020-5400-434.60-23	13.62
				PI 1154	13797	020-5415-435.60-41	14.30
				PI 1155	13890	020-5400-434.60-23	20.70
	7/18/2018	7304	BIG RED FASTENERS	PI 0976	168137	020-5410-435.60-45	212.25
	7/18/2018	7998	MEDSAFE	PI 1226	T038481	020-5415-435.60-23	1,410.57
				PI 1227	T038481	020-5415-435.60-34	252.63
	7/18/2018	8864	USA BLUEBOOK	PI 1416	628603	020-5410-435.60-34	665.55
				PI 1417	628603	020-5410-435.60-34	9.33
	7/18/2018	9089	YELLOWHOUSE MACHINERY CO	PI 1414	350242	020-5305-438.60-20	1,584.33
	7/18/2018	11266	ASSET INTEGRITY MANAGEMENT	PI 0917	0007620	020-5405-434.60-45	1,416.66
						7/18/2018 TOTAL -	20,294.34
						CUMULATIVE TOTAL -	453,930.08
	7/19/2018	22	ALLIED FENCE CO OF TULSA	000270	76276	020-5305-438.40-28	392.00
	7/19/2018	90	NAPA AUTO PARTS	PI 1208	2210907320	020-0000-141.00-00	52.56
				PI 1271	2210907333	020-5305-438.60-21	23.96
				PI 1273	2210907341	020-5305-438.60-20	7.69
	7/19/2018	101	WELDON PARTS TULSA	PI 1390	212580900	020-5125-436.60-20	180.09
				PI 1391	212604200	020-5125-436.60-20	31.76
	7/19/2018	159	DK MACHINE INC	000278	10724	020-5406-434.40-55	740.00
				000279	10728	020-5406-434.40-55	387.00
	7/19/2018	240	GRAINGER	PI 1061	9851510413	020-5305-438.60-23	269.60
				PI 1062	9851992371	020-5305-438.60-23	808.80
				PI 1063	9852004838	020-5305-438.60-23	674.00
	7/19/2018	244	GREEN ACRE SOD FARMS DBA	PI 1037	110397	020-5305-438.60-23	28.00
	7/19/2018	370	AIRGAS USA LLC	PI 0930	90783096361	020-5410-435.60-23	47.23
				000254	9954060767	020-5120-437.40-33	173.00
				000255	9954060767	020-5115-437.40-33	34.08
				000256	9954060767	020-5130-437.40-33	30.25
				000257	9954060767	020-5305-438.40-33	34.08
				000258	9954060767	020-5400-434.40-33	22.30
				000259	9954060767	020-5410-435.40-33	30.25
				000262	9954745249	020-5120-437.40-33	9.32
				000263	9954745249	020-5115-437.40-33	9.32
				000264	9954745249	020-5130-437.40-33	9.32
				000265	9954745249	020-5305-438.40-33	9.32
				000266	9954745249	020-5400-434.40-33	9.32

FUND 020 BAMA	DATE DUE	VENDOR NO	VENDOR NAME	VOUCHER NO	INVOICE NO	ACCOUNT NO	AMOUNT
	7/19/2018	377	KIMS INTERNATIONAL	000267	9954745249	020-5410-435.40-33	9.32
	7/19/2018	574	SUPERIOR, LLC	PI 1093	0106761	020-5400-434.60-23	118.70
	7/19/2018	625	FASTENAL COMPANY	000308	209822	020-0503-415.50-28	731.50
	7/19/2018	1409	SMITH FARM & GARDEN CO	PI 1040	OKTU729843	020-5410-435.60-45	250.19
	7/19/2018	1909	CLIFFORD MONTGOMERY	PI 1334	814887	020-5305-438.60-20	137.92
				000820	07/10/18	020-5215-419.60-28	60.00
				000905	07/08-13/18	020-5215-419.50-03	51.00
	7/19/2018	4019	MCAFEE & TAFT	000297	542408	020-1700-419.30-08	451.00
	7/19/2018	4315	TULSA CITY COUNTY HEALTH DEPT.	000310	33457	020-5400-434.30-34	4,181.00
				000311	33424	020-5405-434.30-34	595.00
	7/19/2018	4358	MCNEILUS TRUCK & MFG., INC	PI 1232	4077885	020-5125-436.60-20	1,534.07
	7/19/2018	4513	CUSTOM SERVICES	000275	378512	020-1700-419.40-07	2,034.80
	7/19/2018	5371	PREMIER TRUCK GROUP	PI 1207	125239314	020-0000-141.00-00	339.02
	7/19/2018	5941	LOWES	PI 1158	02259	020-5410-435.60-23	34.36
				PI 1159	02401	020-5410-435.60-23	237.60
				PI 1160	10715	020-5305-438.60-23	17.07
				PI 1162	12165	020-5115-437.60-24	221.93
	7/19/2018	7223	LAUREN WILSON	000242	08/13-16/18	020-5410-435.50-03	206.50
	7/19/2018	7953	COMMUNICATIONS SUPPLY CORP	PI 1013	319187	020-5100-437.70-17	122.50
				PI 1014	319187	020-5100-437.70-17	122.50
				PI 1015	319188	020-5100-437.70-17	636.00
				PI 1016	319188	020-5100-437.70-17	636.00
	7/19/2018	8523	STRATEGIC GOVERNMENT RESOURCES	000307	2018100080	020-5401-434.30-87	6,357.52
	7/19/2018	8897	ULINE	PI 1419	99497779	020-5115-437.60-23	1,220.50
	7/19/2018	9051	CLINT MYERS	000822	09/23-27/18	020-5305-438.50-03	123.90
	7/19/2018	9569	TWIN CITIES READY MIX INC	PI 0879	168864	020-5305-438.70-15	1,001.00
	7/19/2018	10420	GERSHMAN, BRICKNER & BRATTON INC	000290	18076261	020-5125-436.70-17	1,699.50
	7/19/2018	11331	NORTHWEST CRANE SERVICE LLC	PI 1231	42849	020-5410-435.40-32	3,123.75
	7/19/2018	11332	STAND-BY PERSONNEL	000309	198913	020-5125-436.50-37	3,840.60
					7/19/2018 TOTAL -		34,108.00
					CUMULATIVE TOTAL -		488,038.08
	7/20/2018	4	ACCURATE FIRE EQUIP CO INC	PI 0901	101416	020-0000-141.00-00	540.00
	7/20/2018	71	BROKEN ARROW ELECTRIC SUPPLY I	PI 0967	S2386539001	020-5120-437.60-18	270.75
	7/20/2018	90	NAPA AUTO PARTS	PI 1277	2210907395	020-5400-434.60-20	5.59
				PI 1278	2210907407	020-5305-438.60-21	22.98
	7/20/2018	101	WELDON PARTS TULSA	PI 1392	212658400	020-5400-434.60-20	134.47
	7/20/2018	141	CUMMINS SOUTHERN PLAINS	PI 1012	911548	020-5125-436.60-20	293.87
	7/20/2018	179	TRANS CONTINENTAL SUPPLY INC	PI 1367	1031865	020-0000-141.00-00	118.16
	7/20/2018	399	LOCKE SUPPLY COMPANY	PI 1120	3488122800	020-5410-435.60-23	126.72
				PI 1121	3488944400	020-5410-435.60-45	1.43
	7/20/2018	724	O'REILLY AUTOMOTIVE	PI 1211	0156248534	020-0000-141.00-00	95.92
	7/20/2018	1993	G W VAN KEPPEL COMPANY	PI 1102	PSO1398061	020-5400-434.60-20	1,664.70
	7/20/2018	4358	MCNEILUS TRUCK & MFG., INC	PI 1210	4079365	020-0000-141.00-00	94.43
	7/20/2018	5823	B&H PHOTO	PI 1010	145065645	020-5100-437.70-17	13,288.00
	7/20/2018	5941	LOWES	PI 1164	01596	020-5305-438.60-24	297.81
				PI 1166	01662	020-5120-437.60-18	16.57
				PI 1168	02507	020-5305-438.70-15	242.05
				PI 1169	11966	020-5415-435.60-23	43.30
				PI 1170	16688-	020-5305-438.60-23	30.88
				PI 1171	16689	020-5305-438.60-23	30.88

FUND 020 BAMA	DATE DUE	VENDOR NO	VENDOR NAME	VOUCHER NO	I NVOI CE NO	ACCOUNT NO	AMOUNT
	7/20/2018	8294	FLEETPRI DE I NC	PI 1172	20377	020-5120-437.60-18	169.05
	7/20/2018	9151	CLEAN THE UNI FORM CO OKLAHOMA	PI 1026	8088423	020-0000-141.00-00	99.93
				000318	50018761	020-5125-436.40-31	150.59
				000319	50018760	020-5200-419.40-31	13.04
				000320	50018093	020-5405-434.40-31	84.51
				000321	50019076	020-5405-434.40-31	68.21
				000323	50019077	020-5410-435.40-31	18.86
				000326	50019855	020-5400-434.40-31	148.50
				000327	50019855	020-5415-435.40-31	69.39
				000328	50019855	020-5406-434.40-31	48.53
				000329	50019855	020-5115-437.40-31	43.63
				000331	50019855	020-5130-437.40-31	8.87
				000332	50019855	020-5120-437.40-31	103.43
				000333	50019855	020-5125-436.40-31	150.89
				000334	50019855	020-5120-437.40-33	29.00
				000335	50019854	020-5200-419.40-31	13.04
				000337	50019854	020-5100-437.40-33	4.00
				000342	50020403	020-5410-435.40-31	14.51
				000344	50020395	020-5305-438.40-31	140.26
				000346	50020395	020-5305-438.40-33	2.60
				000348	50000009CM	020-5305-438.40-31	12.10
				000349	50020857	020-5400-434.40-31	148.50
				000350	50020857	020-5415-435.40-31	71.10
				000351	50020857	020-5406-434.40-31	48.53
				000352	50020857	020-5130-437.40-31	8.87
				000353	50020857	020-5100-437.40-33	19.00
				000354	50020857	020-5120-437.40-33	25.00
				000355	50020856	020-5200-419.40-31	13.04
				000734	50020857	020-5115-437.40-31	43.63
				000737	50020857	020-5120-437.40-31	103.43
				000738	50020857	020-5125-436.40-31	152.98
				000742	50020401	020-5405-434.40-31	84.51
				000743	50021427	020-5405-434.40-31	68.21
				000745	50021421	020-5305-438.40-33	2.60
				000748	50021421	020-5305-438.40-31	513.26
				000749	50021421	020-5305-438.40-31	369.96
				000893	50021998	020-5120-437.40-33	29.00
				000894	50021998	020-5130-437.40-31	8.87
				000895	50021997	020-5200-419.40-31	13.04
				000896	50021997	020-5100-437.40-33	4.00
				000897	50021998	020-5125-436.40-31	156.28
				000949	50021428	020-5410-435.40-31	18.86
				000951	50021998	020-5400-434.40-31	148.50
				000952	50021998	020-5415-435.40-31	73.19
				000953	50021998	020-5406-434.40-31	48.53
				000955	50021998	020-5115-437.40-31	43.63
				000956	50021998	020-5120-437.40-31	105.52
				000962	50022430	020-5305-438.40-31	145.01
				000964	50022430	020-5305-438.40-33	2.60
				000966	50022436	020-5405-434.40-31	84.51
7/20/2018		9892	GOODYEAR COMMERCIAL TIRE	PI 1060	2541011469	020-5120-437.60-19	683.14

FUND 020 BAMA	DATE DUE	VENDOR NO	VENDOR NAME	VOUCHER NO	INVOICE NO	ACCOUNT NO	AMOUNT
	7/20/2018	10233	PETROLEUM TRADERS CORP	PI 1209	1287378	020-0000-141.00-00	16,815.37
	7/20/2018	10946	AMERIFLEX HOSE & ACCESSORIES	PI 0925	314065	020-5305-438.60-20	65.10
	7/20/2018	10949	ROUTEWARE INC.	PI 1309	99560	020-0000-141.00-00	465.00
	7/20/2018	11035	ADORAMA INC	PI 0942	22328853	020-5400-434.60-23	32.99
						7/20/2018 TOTAL -	38,501.33
						CUMULATIVE TOTAL -	526,539.41
	7/21/2018	5941	LOWES	PI 1173	01808	020-5120-437.60-23	49.77
				PI 1174	02621	020-5120-437.60-23	37.96
				PI 1175	02630	020-5120-437.60-23	77.80
						7/21/2018 TOTAL -	165.53
						CUMULATIVE TOTAL -	526,704.94
	7/23/2018	8	BRENNTAG SOUTHWEST INC	PI 0973	BSW006753	020-5410-435.60-34	1,671.13
	7/23/2018	90	NAPA AUTO PARTS	PI 1282	2210907578	020-5400-434.60-20	31.30
				PI 1283	2210907580	020-5205-419.60-20	8.07
				PI 1284	2210907582	020-5120-437.60-23	14.82
				PI 1285	2210907610	020-5406-434.60-20	286.19
				PI 1286	2210907632	020-5400-434.60-23	42.81
	7/23/2018	176	TIMMONS OIL COMPANY INC	PI 1375	W07014	020-0000-141.00-00	248.40
	7/23/2018	377	KIMS INTERNATIONAL	PI 1095	0106815	020-5400-434.60-20	7.32
				PI 1096	0106832	020-5400-434.60-20	73.04
	7/23/2018	399	LOCKE SUPPLY COMPANY	PI 1124	3490130800	020-5100-437.60-18	78.31
	7/23/2018	3915	AIR COMPRESSOR SUPPLY INC	PI 0943	230366001	020-5120-437.60-20	247.40
	7/23/2018	5936	CONTINENTAL BATTERY CO	PI 0979	15320723180817	020-0000-141.00-00	118.94
	7/23/2018	5941	LOWES	PI 1176	01121	020-5305-438.70-15	285.86
				PI 1179	02057	020-5305-438.60-23	11.39
	7/23/2018	9569	TWIN CITIES READY MIX INC	PI 1382	169040	020-5305-438.60-27	348.00
	7/23/2018	11047	HARD HAT SAFETY & GLOVE LLC	PI 1071	28711	020-0000-141.00-00	192.00
				PI 1072	28713	020-0000-141.00-00	384.00
						7/23/2018 TOTAL -	4,048.98
						CUMULATIVE TOTAL -	530,753.92
	7/24/2018	42	ARROW SAFE AND LOCK INC	PI 0937	72137	020-5125-436.60-23	9.75
				PI 0938	72139	020-5400-434.60-20	112.95
	7/24/2018	90	NAPA AUTO PARTS	PI 1212	2210907705	020-0000-141.00-00	26.19
				PI 1213	2210907705	020-0000-141.00-00	24.71
				PI 1214	2210907705	020-0000-141.00-00	11.45
				PI 1291	2210907701	020-5415-435.60-20	31.99
				PI 1292	2210907718	020-5305-438.60-20	116.48
				PI 1293	2210907722	020-5305-438.60-20	4.75
				PI 1295	2210907742	020-5305-438.60-20	106.46
	7/24/2018	206	FERGUSON PONTIAC GMC TRUCK	PI 1066	141329	020-5400-434.60-20	64.47
	7/24/2018	225	SUMMIT TRUCK GROUP	PI 1306	CM411162630	020-0000-141.00-00	177.60
				PI 1310	411164830	020-0000-141.00-00	28.81
	7/24/2018	377	KIMS INTERNATIONAL	PI 1097	0106874	020-5305-438.60-20	4.76
				PI 1098	0106875	020-5305-438.60-20	483.52
	7/24/2018	399	LOCKE SUPPLY COMPANY	PI 1128	3491616800	020-5120-437.60-18	46.44
				PI 1129	3491908400	020-5120-437.60-23	76.22
				PI 1131	3492047600	020-5415-435.60-40	80.32
	7/24/2018	1409	SMITH FARM & GARDEN CO	PI 1335	815560	020-5305-438.60-20	151.54

FUND 020 BAMA	DATE DUE	VENDOR NO	VENDOR NAME	VOUCHER NO	INVOICE NO	ACCOUNT NO	AMOUNT
	7/24/2018	4311	UNITED FORD	PI 1376	3119643	020-0000-141.00-00	109.15
	7/24/2018	5941	LOWES	PI 1105	01521	020-0000-141.00-00	96.72
				PI 1184	01453	020-5405-434.60-23	59.84
				PI 1186	02211	020-5415-435.60-23	9.47
				PI 1189	13454	020-5415-435.60-23	16.83
	7/24/2018	9089	YELLOWHOUSE MACHINERY CO	PI 1418	351546	020-5400-434.40-20	511.60
	7/24/2018	9706	WATER TECH INC	PI 1408	68108	020-5410-435.60-34	3,906.87
	7/24/2018	9892	GOODYEAR COMMERCIAL TIRE	PI 1027	2541011488	020-0000-141.00-00	754.30
				PI 1028	2541011494	020-0000-141.00-00	253.54
	7/24/2018	10233	PETROLEUM TRADERS CORP	PI 1236	1288006	020-5405-434.60-21	7,832.51
	7/24/2018	11122	PENCCO, INC	PI 1218	33195	020-5415-435.40-28	8,579.90
						7/24/2018 TOTAL -	23,121.02
						CUMULATIVE TOTAL -	553,874.94
	7/25/2018	90	NAPA AUTO PARTS	PI 1215	2210907845	020-0000-141.00-00	159.12
				PI 1297	2210907832	020-5305-438.60-20	5.90
				PI 1298	2210907859	020-5305-438.60-20	19.66
				PI 1299	221097861	020-5125-436.60-20	21.44
	7/25/2018	92	WHITE STAR MACHINERY & SUPPLY	PI 1421	07184865	020-5305-438.60-20	232.86
	7/25/2018	159	DK MACHINE INC	000607	10729	020-5406-434.40-55	584.00
				000608	10732	020-5415-435.60-41	80.00
				000609	10731	020-5406-434.40-55	429.00
				000713	10733	020-5406-434.40-55	634.00
	7/25/2018	225	SUMMIT TRUCK GROUP	PI 1311	411164944	020-0000-141.00-00	88.60
	7/25/2018	240	GRAINGER	PI 1104	9856424644	020-5120-437.60-23	103.20
	7/25/2018	575	CRAWFORD & ASSOCIATES, P. C.	000712	11657	020-1700-419.30-87	1,488.64
	7/25/2018	3276	SKILLPATH SEMINARS	000636	13614330	020-5305-438.60-28	216.78
	7/25/2018	3694	ARROW EXTERMINATORS INC	000679	593006	020-5305-438.40-07	32.50
				000681	591527	020-5100-437.40-07	105.00
				000682	593010	020-5100-437.40-07	65.00
	7/25/2018	3964	THE ARROW GROUP	000643	72757	020-1700-419.50-76	1,249.50
				000646	72459	020-1700-419.50-76	175.00
				000648	72455	020-1700-419.50-76	50.00
				000650	72466	020-1700-419.50-76	50.00
				000652	72906	020-1700-419.50-76	50.00
				000654	72465	020-1700-419.50-76	50.00
				000656	72462	020-1700-419.50-76	175.00
				000658	72461	020-1700-419.50-76	50.00
				000660	72457	020-1700-419.50-76	50.00
				000662	73043	020-1700-419.50-76	381.00
				000664	73044	020-1700-419.50-76	126.00
				000666	72896	020-1700-419.50-76	1,954.00
				000668	72995	020-1700-419.50-76	5,862.00
	7/25/2018	4462	REGIONAL METROPOLITAN UTILITY	000719	417051	020-5410-435.40-45	162,168.82
	7/25/2018	8439	TIMOTHY THUMMEL	000670	100	020-5205-419.30-87	240.00
	7/25/2018	8523	STRATEGIC GOVERNMENT RESOURCES	000641	2018100127	020-5401-434.30-87	2,421.52
				000723	2018100145	020-5401-434.30-87	2,788.00
	7/25/2018	8919	BRINK'S INCORPORATED	000704	2297860	020-0503-415.50-28	547.09
	7/25/2018	10077	GULBRANSEN TECHNOLOGIES INC	PI 1048	91036535	020-5405-434.60-34	11,304.72
				PI 1049	91036536	020-5405-434.60-34	11,309.76
	7/25/2018	10214	TULSA'S GREEN COUNTRY STAFFING	000671	63692	020-5125-436.50-37	7,959.90

FUND 020 BAMA	DATE DUE	VENDOR NO	VENDOR NAME	VOUCHER NO	INVOICE NO	ACCOUNT NO	AMOUNT
	7/25/2018	10233	PETROLEUM TRADERS CORP	000726	63845	020-5125-436.50-37	7,605.00
	7/25/2018	10360	JAVA DAVES EXECUTIVE COFFEE SE	PI 1216	1288811	020-0000-141.00-00	16,817.48
				000616	153665	020-5205-419.60-23	49.79
				000619	153681	020-5305-438.60-23	26.64
	7/25/2018	10500	J & J BOWERS LAWN CARE LLC	000615	71618	020-5305-438.40-28	2,441.00
	7/25/2018	10526	EXPRESS PRESS	PI 1011	36375	020-5400-434.60-10	69.34
	7/25/2018	11283	MUNICIPALH2O	000625	8210	020-5410-435.30-87	350.00
	7/25/2018	11332	STAND-BY PERSONNEL	000639	199243	020-5125-436.50-37	2,509.34
				000721	199547	020-5125-436.50-37	2,782.40
						7/25/2018 TOTAL -	245,879.00
						CUMULATIVE TOTAL -	799,753.94
	7/26/2018	90	NAPA AUTO PARTS	PI 1300	2210907905	020-5305-438.60-20	58.99
	7/26/2018	4997	HARRIS CORPORATION PSPC	PI 1069	93295076	020-0000-141.00-00	466.20
	7/26/2018	5371	PREMIER TRUCK GROUP	PI 1237	125240193	020-5125-436.60-20	128.23
	7/26/2018	9892	GOODYEAR COMMERCIAL TIRE	PI 1024	2541011515	020-0000-141.00-00	2,359.50
				PI 1025	2541011516	020-0000-141.00-00	1,172.00
				PI 1067	2541011514	020-5400-434.60-19	385.20
						7/26/2018 TOTAL -	4,570.12
						CUMULATIVE TOTAL -	804,324.06
	7/27/2018	4358	MCNEILUS TRUCK & MFG., INC	PI 1220	4086960	020-5125-436.60-20	140.59
	7/27/2018	5060	NICKS TREE SERVICE INC	PI 1235	3495	020-5305-438.40-28	2,400.00
						7/27/2018 TOTAL -	2,540.59
						CUMULATIVE TOTAL -	806,864.65
	7/30/2018	442	AMERICAN ELECTRIC POWER	000756	9521969410	020-5305-438.50-25	131.51
				000757	9562295260	020-5305-438.50-25	41.46
				000758	9568940540	020-5305-438.50-25	163.53
						7/30/2018 TOTAL -	336.50
						CUMULATIVE TOTAL -	807,201.15
	7/31/2018	355	INCOG	000848	222402	020-5210-419.30-87	4,250.00
	7/31/2018	808	BAUMAN INSTRUMENT CORP	000840	27852	020-5405-434.40-29	1,200.00
				000841	27853	020-5405-434.40-29	1,850.00
	7/31/2018	1756	CENTRAL PARK TAG AGENCY	000842	L1622455056	020-5400-434.70-04	31.00
				000843	L0753390352	020-5400-434.70-02	31.00
	7/31/2018	6454	WASTE MANAGEMENT QUARRY LANDFI	000890	220476110063	020-5125-436.40-30	368.14
	7/31/2018	6789	GREEN COUNTRY TESTING	000846	63022	020-5400-434.30-34	100.00
	7/31/2018	7873	KIVELL, RAYMENT AND FRANCIS, P.	000851	1509.100	020-5400-434.70-08	3,526.50
	7/31/2018	9501	MIDWEST CRANE SERVICES	000863	9666	020-5305-438.70-15	3,519.20
						7/31/2018 TOTAL -	14,875.84
						CUMULATIVE TOTAL -	822,076.99
	8/01/2018	37	ANCHOR STONE CO	000968	181368509	020-5410-435.70-15	717.33
	8/01/2018	194	ELLIS CONST ACCESSORIES LTD	000924	207828	020-5305-438.70-15	26.00
				000971	207223	020-5410-435.70-15	1,150.00
	8/01/2018	205	FERGUSON WATERWORKS #1895	000976	0579164	020-5410-435.70-15	7,579.64
				000977	0579262	020-5410-435.70-15	731.15
				000978	0579857	020-5410-435.70-15	2,650.00
				000979	0580670	020-5410-435.70-15	67.62

FUND	020 BAMA	DATE DUE	VENDOR NO	VENDOR NAME	VOUCHER NO	INVOICE NO	ACCOUNT NO	AMOUNT
					000980	05791641	020-5410-435.70-15	160.46
					000981	0582940	020-5410-435.70-15	1,208.45
					000982	0583472	020-5410-435.70-15	110.00
					000983	0583475	020-5410-435.70-15	125.00
					000984	0583473	020-5410-435.70-15	620.00
					000985	0578725	020-5410-435.70-15	295.00
					000986	0579867	020-5410-435.70-15	2,028.78
					000987	0582917	020-5410-435.70-15	1,841.72
					000988	0583258	020-5410-435.70-15	1,750.00
					000989	0568386	020-5410-435.70-15	27,240.91
					000990	0579783	020-5410-435.70-15	15,674.49
					000991	0580153	020-5410-435.70-15	4,071.91
8/01/2018	403			MAXWELL SUPPLY OF TULSA INC	000997	463348	020-5410-435.70-15	120.57
					000998	462783	020-5410-435.70-15	113.40
					000999	465413	020-5410-435.70-15	100.88
8/01/2018	420			APAC-CENTRAL, INC	000969	7001102472	020-5410-435.70-15	40.00
8/01/2018	808			BAUMAN INSTRUMENT CORP	000967	27831	020-5410-435.70-17	9,000.00
8/01/2018	1581			MID CONTINENT CONCRETE CO	001000	1620119	020-5410-435.70-15	11,070.00
					001001	1622903	020-5410-435.70-15	21,600.00
					001002	1623115	020-5410-435.70-15	162.00
					001003	1621085	020-5410-435.70-15	19,575.00
8/01/2018	1880			HENRY PRATT COMPANY LLC	000993	3796547	020-5410-435.70-15	109,090.00
8/01/2018	5410			UNITED RENTALS, INC	001005	155306910007	020-5410-435.70-15	2,428.86
8/01/2018	9916			WASTE ZERO INC	000943	32302	020-5125-436.60-25	20,785.80
					000944	32357	020-5125-436.60-25	16,628.64
					000945	32365	020-5125-436.60-25	20,785.80
					000946	32406	020-5125-436.60-25	36,028.72
					000947	32433	020-5125-436.60-25	36,028.72
8/01/2018	9923			MILTY'S BOYS SEPTIC	000932	1573	020-5405-434.40-28	750.00
8/01/2018	10081			MECHANICAL AIR SYSTEMS INC	000931	3426	020-5405-434.40-07	539.82
8/01/2018	11332			STAND-BY PERSONNEL	000941	199927	020-5125-436.50-37	3,463.20
8/01/2018	11352			THE BILCO COMPANY	001004	690922	020-5410-435.70-15	26,103.71
8/01/2018	11353			CONSTRUCTION ANCHORS	000970	475392	020-5410-435.70-15	347.00
8/01/2018	11354			ELLIS CONSTRUCTION SPECIALTIES	000972	2293786	020-5410-435.70-15	4,975.40
					000973	2293785S11	020-5410-435.70-15	529.74
					000974	2294004S11	020-5410-435.70-15	983.07
8/01/2018	11355			ENVIRO-CARE COMPANY	000975	WEC216254-SUBM	020-5410-435.70-15	69,000.00
8/01/2018	11356			FREEDOM SCAFFOLD LLC	000992	727914	020-5410-435.70-15	621.50
8/01/2018	11357			HYDOR INTERNATIONAL WASTEWATER	000994	SI N000745	020-5410-435.70-15	66,488.00
8/01/2018	11358			KINNUNEN SALES & RENTAL	000995	1387005	020-5410-435.70-15	829.80
8/01/2018	11359			L F MANUFACTURING INC	000996	INV72893	020-5410-435.70-15	5,720.00
							8/01/2018 TOTAL -	551,958.09
							CUMULATIVE TOTAL -	1,374,035.08
8/07/2018	113			WAGONER COUNTY RURAL WATER #4	007024	68500	020-5415-435.50-23	13.43
8/07/2018	229			AT&T	000371	10534843224	020-1700-419.50-22	16.77
8/07/2018	309			OKLAHOMA NATURAL GAS CO	000025	220544536	020-5415-435.50-24	25.36
					000026	253747127	020-5415-435.50-24	41.49
					000027	254035382	020-5415-435.50-24	30.02
					000111	253867927	020-5415-435.50-24	25.36
					000423	253747127	020-5415-435.50-24	.64

FUND 020 BAMA	DATE DUE	VENDOR NO	VENDOR NAME	VOUCHER NO	INVOICE NO	ACCOUNT NO	AMOUNT
				000424	254035382	020-5415-435.50-24	.43
				000425	257659209	020-5415-435.50-24	.65
				000426	257977409	020-5415-435.50-24	.42
				000572	257659209	020-5415-435.50-24	42.89
				000845	253868218	020-5415-435.50-24	41.49
				000753	220544536	020-5415-435.50-24	.40
				000761	178921936	020-1700-419.50-24	52.66
				000763	178922373	020-1700-419.50-24	50.28
				000770	219682564	020-5100-437.50-24	108.72
				000772	183825191	020-5415-435.50-24	47.36
				000773	253746364	020-5415-435.50-24	41.44
				000774	253746364	020-5415-435.50-24	.63
				000775	253746509	020-5415-435.50-24	41.85
				000776	253746509	020-5415-435.50-24	.64
				000777	253746873	020-5415-435.50-24	41.85
				000778	253746873	020-5415-435.50-24	.67
				004047	110016445	020-5120-437.50-24	115.89
				004446	257977409	020-5415-435.50-24	26.61
				006136	179009782	020-5100-437.50-24	115.89
8/07/2018	442		AMERICAN ELECTRIC POWER	008906	111356527	020-5305-438.50-24	50.10
				000369	9553052871	020-5405-434.50-25	29,502.66
				000659	9509512540	020-5400-434.50-25	51.21
				000660	9520400250	020-5400-434.50-25	50.68
				000661	9529037750	020-5400-434.50-25	463.05
				000662	9535827230	020-5400-434.50-25	1,440.13
				000663	9525157130	020-5400-434.50-25	61.57
				000664	9572008130	020-5400-434.50-25	183.91
				000665	9579897130	020-5400-434.50-25	54.23
				000666	9579957130	020-5400-434.50-25	67.13
				000683	9588213380	020-5405-434.50-25	50,175.31
8/07/2018	888		PREFERRED BUSINESS SYSTEMS	009439	9525931030	020-1700-419.50-25	2,120.50
				000801	081273	020-5130-437.40-33	90.42
				000802	081273	020-5100-437.40-33	90.42
				000803	081273	020-5120-437.40-33	35.75
				000809	081273	020-0503-415.40-33	90.42
				000816	018252	020-5205-419.40-33	205.00
				000818	081143	020-5405-434.40-33	191.85
8/07/2018	7367		BOKF N. A.	008009	600814222	020-0503-415.50-28	2,409.81
8/07/2018	7724		WINDSTREAM	006940	2598040	020-5100-437.50-22	182.84
				007568	4513524	020-5415-435.50-22	80.62
				007570	3572491	020-5415-435.50-22	84.72
8/07/2018	7782		TIGER, INC.	005087	1790097	020-5100-437.50-24	1.95
				005092	1100164	020-5120-437.50-24	1.94
8/07/2018	8512		AT&T MOBILITY	000401	2318262	020-5305-438.50-54	41.23
				000402	2320816	020-5305-438.50-54	41.23
				000403	2328223	020-5305-438.50-54	41.23
				000404	2372406	020-5305-438.50-54	41.23
				000405	2373480	020-5305-438.50-54	41.23
				000406	2840882	020-5305-438.50-54	41.23
				000407	3445134	020-5305-438.50-54	41.23
				000408	6005562	020-5305-438.50-54	41.23

PREPARED 8/03/18, 6:58:42
 PROGRAM GM314L
 CITY OF BROKEN ARROW

ACCOUNTS PAYABLE BY FUND/ DUE DATE

PAGE 31

FUND 020 BAMA	DATE DUE	VENDOR NO	VENDOR NAME	VOUCHER NO	INVOICE NO	ACCOUNT NO	AMOUNT
				000445	2825651	020-5200-419.50-54	44.43
				000446	2825682	020-5200-419.50-54	45.03
				000447	2825684	020-5200-419.50-54	42.83
				000448	2825686	020-5200-419.50-54	44.23
				000449	2825697	020-5200-419.50-54	44.63
				000450	4080384	020-5200-419.50-54	41.23
				000451	6303341	020-5200-419.50-54	41.23
				000452	6446493	020-5200-419.50-22	66.37
				000453	6446494	020-5200-419.50-22	66.37
				000454	6930623	020-5200-419.50-22	66.37
				000455	6989325	020-5200-419.50-22	66.37
				000456	6989326	020-5200-419.50-22	66.37
				000457	8570323	020-5200-419.50-22	66.37
				000458	8920616	020-5200-419.50-22	66.37
				000459	7201588	020-5205-419.50-22	53.80
				000460	9023966	020-5205-419.50-54	51.22
				000461	5764506	020-5215-419.50-54	91.99
				000464	8570944	020-5115-437.50-22	33.37
				000465	6931161	020-5120-437.50-22	33.37
				000466	7981029	020-5405-434.50-22	33.37
				000467	9389042	020-5410-435.50-22	33.37
				000468	2373170	020-5400-434.50-54	41.23
				000469	2829013	020-5400-434.50-54	41.23
				000470	4026912	020-5400-434.50-54	41.23
				000471	4039359	020-5400-434.50-54	41.23
				000472	3468936	020-5415-435.50-22	41.23
				000473	5100835	020-5406-434.50-54	41.23
				000474	5109132	020-5406-434.50-54	41.23
				000475	7285048	020-5400-434.50-54	41.83
				000476	7285116	020-5400-434.50-54	41.23
				000477	8993249	020-5400-434.50-54	41.23
				000478	5653832	020-5415-435.50-22	33.37
				000479	8923683	020-5415-435.50-22	33.37
				000480	6932991	020-5400-434.50-22	33.37
				000481	6933102	020-5400-434.50-22	33.37
						8/07/2018 TOTAL -	90,544.97
						FUND 020 TOTAL -	1,464,580.05

PREPARED 8/03/18, 6:58:42
PROGRAM GM314L
CITY OF BROKEN ARROW

ACCOUNTS PAYABLE BY FUND/ DUE DATE

PAGE 32

FUND 021	BAMA	SALES TAX					
DATE	VENDOR	VENDOR	VOUCHER	I NVOI CE	ACCOUNT		AMOUNT
DUE	NO	NAME	NO	NO	NO		
7/19/2018	8422	BANCFIRST	001006	ORF-01-011-CW	021-5410-473.80-01		9,537.29
			001007	ORF-01-011-CW	021-5410-473.83-01		143.85
					7/19/2018 TOTAL -		9,681.14
					CUMULATIVE TOTAL -		9,681.14
8/07/2018	1211	BANK OF OKLAHOMA N A	000372	ORF09-0033-CW	021-5405-475.83-01		500.00
					8/07/2018 TOTAL -		500.00
					FUND 021 TOTAL -		10,181.14