



City of Broken Arrow
Meeting Agenda
Broken Arrow Municipal Authority

City of Broken Arrow
Council Chambers
220 S 1st Street
Broken Arrow OK
74012

Chairperson Craig Thurmond
Vice Chair Richard Carter
Trustee Mike Lester
Trustee Johnnie Parks
Trustee Scott Eudey

Tuesday, December 6, 2016

Council Chambers

TIME: Immediately following the City Council Meeting which begins at 6:30 p.m.

1. Call to Order

2. Roll Call

3. Consideration of Consent Agenda

- A. [16-970](#) Approval of Broken Arrow Municipal Authority Meeting Minutes of November 1, 2016

 Attachments: [11-01-16 BAMA Minutes](#)
- B. [16-973](#) Approval of Broken Arrow Municipal Authority Meeting Minutes of November 7, 2016

 Attachments: [11-07-16 BAMA Minutes](#)
- C. [16-1339](#) Acknowledgement of submittal of the Broken Arrow/Lynn Lane Fiscal Year 2016 Annual Pretreatment Report to the Department of Environmental Quality (DEQ)

 Attachments: [FY 2016 Lynn Lane Annual Report](#)
- D. [16-1365](#) Acknowledgment of submittal of the September through November 2016 Pretreatment Report to the Regional Metropolitan Utility Authority (RMUA)

 Attachments: [Sep to Nov 2016 RMUA Report](#)
 [Haikey Creek FY 2016 Annual Pretreatment Report to DEQ](#)
- E. [16-1382](#) Acknowledgement of submittal of the Broken Arrow Municipal Authority's Water Supply Report for the month of October 2016

 Attachments: [Total Water Report-Oct](#)

- F. [16-1405](#) Approval of bids received, award of the lowest responsible bid to Warren Cat for the purchase of a 13,700-16,000 pound Mini Excavator Caterpillar 305.5E2 for the Street and Stormwater Department

Attachments: [17.117 Mini Excavator bid tab-](#)

- G. [16-848](#) Approval of the Broken Arrow Municipal Authority Claims List for December 06, 2016

Attachments: [12-06-16 BAMA CL](#)

4. Consideration of Items Removed from Consent Agenda

5. Public Hearings, Appeals, Presentations, Recognitions, Awards

- A. [16-1438](#) Presentation and update on Long-Range Water Supply Plan

6. General Authority Business - - NONE

7. Executive Session - - NONE

8. Adjournment

NOTICE:

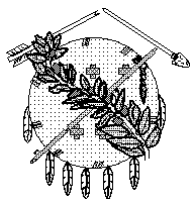
If you wish to speak at this evening's meeting, please fill out a "Request to Speak" form. The forms are available from the City Clerk's table or at the entrance door. Please turn in your form prior to the start of the meeting. Topics are limited to items on the currently posted agenda, or relevant business.

All cell phones and pagers must be turned OFF or operated SILENTLY during meetings.

Exhibits, petitions, pictures, etc., shall be received and deposited in case files to be kept at the Broken Arrow City Hall. If you are a person with a disability and need some accommodation in order to participate in this meeting, please contact the City Clerk at 918-259-2400 Ext. 5418 to make arrangements.

POSTED this ____ day of _____, _____, at _____
a.m./p.m.

City Clerk



City of Broken Arrow

Fact Sheet

File #: 16-970, Version: 1

**Broken Arrow Municipal Authority
Meeting of: 12-06-2016**

To: Chairman and Authority Members
From: Office of the City Clerk
Title: Approval of Broken Arrow Municipal Authority Meeting Minutes of November 1, 2016

Background: Minutes recorded for the Broken Arrow Municipal Authority meeting.

Cost: None


Prepared By: Lisa Blackford, City Clerk

Reviewed By: Russell Gale, Assistant City Manager-Administration
Beth Anne Wilkening, City Attorney

Approved By: Michael L. Spurgeon, City Manager

Attachments: Broken Arrow Municipal Authority minutes of November 1, 2016

Recommendation: Approve the minutes for the Broken Arrow Municipal Authority meeting of November 1, 2016.



City of Broken Arrow
Minutes
Broken Arrow Municipal Authority

City Hall
220 S 1st Street
Broken Arrow OK
74012

Chairman Craig Thurmond
Vice Chair Richard Carter
Trustee Mike Lester
Trustee Johnnie Parks
Trustee Scott Eudey

Tuesday, November 1, 2016

Council Chambers

1. Call to Order

Chairman Craig Thurmond called the meeting to order at approximately 7:37 p.m.

2. Roll Call

Present: 5 - Scott Eudey, Johnnie Parks, Mike Lester, Richard Carter, Craig Thurmond

3. Consideration of Consent Agenda

Chairman Thurmond asked if there were any items to be removed from the Consent Agenda. There being none, he asked for a motion.

MOTION: A motion was made by Johnnie Parks, seconded by Scott Eudey.

Move to approve the Consent Agenda as presented

The motion carried by the following vote:

Aye: 5 - Scott Eudey, Johnnie Parks, Mike Lester, Richard Carter, Craig Thurmond

- A. 16-967 Approval of Broken Arrow Municipal Authority Meeting Minutes of October 18, 2016**
- B. 16-1297 Approval and authorization to purchase one grapple loader body from J&R Equipment as bid, pursuant to the Oklahoma statewide contract for garbage trucks, for the Sanitation Division**
- C. 16-1281 Notification of Change Orders with a value of less than \$25,000 on public contracts**
- D. 16-842 Approval of the Broken Arrow Municipal Authority Claims List for November 01, 2016**

4. Consideration of Items Removed from Consent Agenda

No items were removed from the Consent Agenda. No action was required or taken.

5. Public Hearings, Appeals, Presentations, Recognitions, Awards

There were no public hearings, appeals, presentations, recognitions, or awards.

6. General Authority Business

- A. 16-1295 Consideration, discussion, and possible approval and authorization to purchase one 56,000 gross vehicle weight (GVW) cab and chassis from Premier Truck, pursuant to the Oklahoma statewide vehicle contract, for the Sanitation Division**
Lee Zirk, General Services Director, stated that the 56,000 GVW truck in question would be used to collect bulky waste on the refuse route, specifying that purchase of the grapple loader body had just been approved under item B in the Consent Agenda. He explained

that on all contract purchases, the Purchasing Department tabulated a bid tab so that pricing of each and every truck available under the contract was plain to see. Mr. Zirk pulled up the bid tabulation on the screen for all to see. He pointed out the lowest priced truck available. Consulting with the Fleet Management Department, he learned that they did not support purchase of that truck. They recommended the next truck listed, a Freightliner International truck from Premier Truck, with the purchase price of \$789. Proceeding to the next page, Mr. Zirk highlighted their experiences in 2015 with the International trucks. Their records showed that there were a lot of warranty claims in connection with all six 2015-model trash trucks used by the City. They had experienced a lot of down time, with one truck out of commission for 121 days. Since International hadn't made any particular changes from their 2015 models, they were apprehensive that if they purchased another International truck they would be dealing with the same kind of inadequacies in performance. For those reasons, he and staff were recommending purchase of the Freightliner International truck.

Trustee Parks stated if they had a preference that could be put in the bid request he wouldn't see any problem with the purchase, but he wondered if the bad experiences they had were reason enough not to take the lowest bid. Chairman Thurmond and Mr. Zirk pointed out that six different trucks had presented problems. Chairman Thurmond asked City Attorney Beth Anne Wilkenings opinion on the matter. Ms. Wilkening stated that they could get into a situation where they automatically excluded that particular bidder from bidding on all projects, which was a drastic step. In order to do so, they would have to go through a very exhaustive process to avoid compromising due process rights. By going with the second lowest bidder under the circumstances, they had outlined to her satisfaction, all the concerns they had with those particular vehicles. The company had been given the opportunity to be considered for the bid and it was more defensible to handle the matter in that manner.

Trustee Lester commented that taking into account the down time they had experienced, the difference in price between the lowest and second lowest bids did not justify their going with the lowest bid. Trustee Eudey cited the difference to be less than \$1,000. Mr. Zirk elaborated that having to address issues covered by warranty entailed two mechanics having to take the time to go to the dealer to drop the truck off, and a return trip after the truck was serviced, also. He pointed out that sometimes the truck would have to be towed. Furthermore, when the warranty expired they would still have to live with the trucks and reoccurring problems. Trustee Eudey inquired if they had had experience with the Freightliner trucks. Mr. Zirk replied that they had, and although he could not say that they were perfect trucks, they were better than what they were currently experiencing with the International trucks. Ms. Wilkening added that the issue was distinguishable from the public competitive bidding act and their Code of Ordinances took into consideration a variety of factors, including performance or prior experience. She was confident that the proposed vehicle represented the most advantageous purchase for citizens and the Municipal Authority. City Manager Michael Spurgeon said he was in agreement based on the amount of time they were spending on maintenance, according to a conversation he had had with Lee Zirk. Trustee Parks said he just wanted to be sure because he had spent many months in Court over their practices with regard to bidding.

MOTION: A motion was made by Scott Eudey, seconded by Mike Lester.

Move to approve purchase of one 56,000 gross vehicle weight (GVW) cab and chassis from Premier Truck, pursuant to the Oklahoma statewide vehicle contract The motion carried by the following vote:

Aye: 5 - Scott Eudey, Johnnie Parks, Mike Lester, Richard Carter, Craig Thurmond

7. Executive Session

There was no Executive Session.

8. Adjournment

The meeting adjourned at approximately 7:44 p.m.

MOTION: A motion was made by Johnnie Parks, seconded by Mike Lester.

Move to adjourn

The motion carried by the following vote:

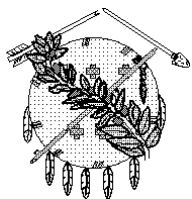
Aye: 5 -

Scott Eudey, Johnnie Parks, Mike Lester, Richard Carter, Craig Thurmond

Attest:

Chairman

Secretary



City of Broken Arrow

Fact Sheet

File #: 16-973, Version: 1

**Broken Arrow Municipal Authority
Meeting of: 12-06-2016**

To: Chairman and Authority Members
From: Office of the City Clerk
Title: Approval of Broken Arrow Municipal Authority Meeting Minutes of November 7, 2016

Background: Minutes recorded for the Broken Arrow Municipal Authority meeting.

Cost: None


Prepared By: Lisa Blackford, City Clerk

Reviewed By: Russell Gale, Assistant City Manager of Administration
Beth Anne Wilkening, City Attorney

Approved By: Michael L. Spurgeon, City Manager

Attachments: Broken Arrow Municipal Authority minutes of November 7, 2016

Recommendation: Approve the minutes from Broken Arrow Municipal Authority meeting of November 7, 2016.



City of Broken Arrow
Minutes
Broken Arrow Municipal Authority

City Hall
220 S 1st Street
Broken Arrow OK
74012

Chairman Craig Thurmond
Vice Chair Richard Carter
Trustee Mike Lester
Trustee Johnnie Parks
Trustee Scott Eudey

Monday, November 7, 2016

Council Chambers

1. Call to Order

Chairman Craig Thurmond called the meeting to order at approximately 7:52 p.m.

2. Roll Call

Present: 5 - Scott Eudey, Johnnie Parks, Mike Lester, Richard Carter, Craig Thurmond

3. Consideration of Consent Agenda

Chairman Thurmond asked if there were any items to be removed from the Consent Agenda. There being none, he asked for a motion.

MOTION: A motion was made by Mike Lester, seconded by Richard Carter.

Move to approve the Consent Agenda as presented

The motion carried by the following vote:

Aye: 5 - Scott Eudey, Johnnie Parks, Mike Lester, Richard Carter, Craig Thurmond

A. 16-1363 **Approval and authorization to execute a Professional Consultant Agreement with Holloway, Updike and Bellen, Inc. (HUB) for Water Distribution Storage Tank Mixing Improvements**

B. 16-845 **Approval of the Broken Arrow Municipal Authority Claims List for November 7, 2016**

4. Consideration of Items Removed from Consent Agenda

No items were removed from the Consent Agenda. No action was required or taken.

5. Public Hearings, Appeals, Presentations, Recognitions, Awards

There were no public hearings, appeals, presentations, recognitions, or awards.

6. General Authority Business

A. 16-1260 **Consideration, discussion, and possible approval and authorization to execute Resolution Number 944; a resolution repealing and replacing Resolution Number 555 and approving and adopting a financial policy for the Broken Arrow Municipal Authority relating to maintaining Emergency Reserve Fund Balance**

Finance Director Tom Caldwell recalled that in 2007/2008 the City Council approved Resolution Number 944, requiring a 180-day Emergency Reserve Fund balance, based on the first six months expenditures of the previous year. It included not only operations and maintenance but all debt service and all capital outlay. The new Resolution which they were recommending for approval, reduced the required Emergency Reserve Fund balance to 90 days. It would retain capital outlay, operations and maintenance, but eliminate debt service associated with the Oklahoma Water Resources Board (OWRB) loans which

referred to as FAP loans under the Financial Assistance Plan. Those loans had a one-year reserve balance already built into the bond issue, so that they already had the last year of payment on the bonds, plus in an emergency they could draw from that money to pay debt service. He believed that there was a policy also, that they were not recommending necessarily, for the first three months of the year. What would happen before with the six months of Emergency Reserve Fund balance, was when they had a debt service payment of over \$1 million in principal, it only hit once a year and they had to keep \$1 million in the balance because they hit in the first six months. Additionally, depending on when they spent their capital, if they purchased a number of trucks, say, in the first six months of the year, it would all count towards the calculation of the Reserve balance. In a way, the previous policy inflated the amount that was actually necessary or what they would deem necessary to meet their needs. Mr. Caldwell and his staff thought the change to 90 days was an appropriate response, which would allow them to keep the rates a bit more stable, and would fill their needs.

MOTION: A motion was made by Johnnie Parks, seconded by Mike Lester.

Move to approve Resolution Number 944 and authorize its execution

The motion carried by the following vote:

Aye: 5 -

Scott Eudey, Johnnie Parks, Mike Lester, Richard Carter, Craig Thurmond

B. 16-1371

Consideration, discussion, and possible approval and authorization to execute Resolution Number 957; a resolution agreeing to file an Amended Application with the Oklahoma Water Resources Board (“OWRB”) for Financial Assistance through the State Loan Program, with the loan proceeds being for the purpose of paying for costs related to design, construction, and inspection of water and sewer system improvements; designating a previously paid application fee; designating legal and financial professionals to assist in the application process; authorizing the Chairman and Secretary to execute certain application documents; and containing other provisions related thereto

Assistant City Manager of Operations Ken Schwab recalled that on September 20th BAMA approved a Resolution for an application to go before the Oklahoma Water Resources Board (OWRB) for some water and sewer projects. One of the amounts was \$20,200,000. He reported that in the interim, staff took a look at the Timber Brook lift station, which was supposed to collect wastewater from new school being constructed. The plan had been to upgrade the 209th lift station and the Timber Brook lift station accordingly, before the next school opened, there being two schools planned for the site. Staff realized that it needed to go ahead and get construction going immediately, which led them to consider amending the application amount by adding about \$1.4 million. Secondly, they needed to add some mixers in their ground storage tank at Tiger Hill, and possibly Battle Creek, to help the residual disinfectant. The total cost of that was less than \$2 million. Fortunately, OWRB waived some of the reserve requirements, so that the actual amendment to the application was for \$800,000 only, covering the two projects. Essentially, the City was still putting in almost \$2 million itself, but the OWRB had waived some of the reserve that the City had had to hold previously. In summary, were only asking for the amount to go from \$20,200,000 to \$21 million, with the rest of the application remaining as the initially.

MOTION: A motion was made by Mike Lester, seconded by Richard Carter.

Move to approve Resolution Number 957 and authorize its execution

The motion carried by the following vote:

Aye: 5 -

Scott Eudey, Johnnie Parks, Mike Lester, Richard Carter, Craig Thurmond

7. Executive Session

There was no Executive Session.

8. Adjournment

The meeting adjourned at approximately 7:59 p.m.

MOTION: A motion was made by Johnnie Parks, seconded by Scott Eudey.

Move to adjourn

The motion carried by the following vote:

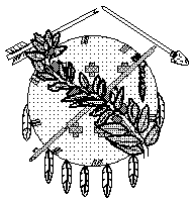
Aye: 5 -

Scott Eudey, Johnnie Parks, Mike Lester, Richard Carter, Craig Thurmond

Attest:

Chairman

Secretary



City of Broken Arrow

Fact Sheet

File #: 16-1339, Version: 1

**Broken Arrow Municipal Authority
Meeting of: 12-06-16**

**To: Chairman and Authority Members
From: Utilities Department**

**Title: Acknowledgement of submittal of the Broken Arrow/Lynn Lane
Fiscal Year 2016 Annual Pretreatment Report to the Department of
Environmental Quality (DEQ)**

Background:

The City of Broken Arrow is required by Oklahoma Pollutant Discharge Elimination System (OPDES) Permit No. 0040053 to operate a pretreatment program in accordance with Section 402(b)(8) of the Clean Water Act, the general pretreatment regulations (40 CFR 403) and the provisions of the approved industrial pretreatment program. In the month of October, the City of Broken Arrow is required to submit a status report to the Department of Environmental Quality (DEQ) of the pretreatment program activities for the previous 12 months. City pretreatment staff submitted an annual report to DEQ outlining pretreatment activities for significant industrial users that discharge wastewater to the Lynn Lane wastewater treatment basin. The report is for the period of October 2015 to September 2016.

The following is a summary of the report:

The industrial user survey is continually updated in Broken Arrow. All non-residential utility accounts are required to fill out a one-page survey as a part of their application for service. The survey is then forwarded to the pretreatment office for review. No new industrial user permits were added to the Broken Arrow pretreatment program as a result of the surveys.

All influent and effluent priority pollutant scans performed in the last 12 months were below maximum allowable headworks limitations and Oklahoma limits for water quality standards. No industrial users in the Lynn Lane wastewater treatment basin were significantly non-compliant in this timeframe. Blue Bell is currently non-compliant with City of Broken Arrow pretreatment standards, but does not meet the qualifications for significant non-compliance. Un-permitted discharges from Blue Bell Creameries put strain on the treatment process at Lynn Lane Wastewater Treatment Plant. City staff drafted a consent order that will be presented to Broken Arrow Municipal Authority next month.

Broken Arrow pretreatment staff works hard to educate residents and businesses about wastewater pollution prevention. A summary of the FY 2016 pollution prevention efforts is included in the report.

Staff recommends that the Authority acknowledge submittal of the Broken Arrow/Lynn Lane FY 2016 Annual Pretreatment Report to the DEQ.

Cost: **None**

Prepared By: **Lauren Wilson, Pretreatment Coordinator**

Reviewed By: **Anthony Daniel, Director of Utilities Department**
 Legal Department
 Assistant City Manager- Operations

Approved By: **Michael Spurgeon, City Manager**

Attachments: **Broken Arrow/Lynn Lane FY 2016 Annual Pretreatment Report**

Recommendation:

Acknowledge submittal of the Broken Arrow/Lynn Lane FY 2016 Annual Pretreatment Report to the DEQ.



Monday, October 24, 2016

Roshini Nambiar, Municipal Pretreatment Coordinator
Oklahoma Department of Environmental Quality
Municipal Wastewater Enforcement Section
Water Quality Division
PO Box 1677
Oklahoma City, OK 73101-1677

Re: FY 2016 Pretreatment Annual Report to the DEQ
City of Broken Arrow Industrial Pretreatment Program
Lynn Lane Wastewater Treatment Plant
OPDES Permit Number OK0040053

Dear Ms. Nambiar:

The City of Broken Arrow Industrial Pretreatment Program Annual Report for the period October 1, 2015 through September 30, 2016 is hereby submitted. Please note the following overall general comments in addition to the required forms:

Report of Changes to the Approved Pretreatment Program

There have been no changes made or requested to the current City of Broken Arrow/Lynn Lane WWTP Approved Industrial Pretreatment Program.

Industrial User Wastewater Survey

The IU Wastewater Survey is continually updated in Broken Arrow. All new commercial utility customers are given a one-page short survey to fill out before they can obtain water service. The surveys are then forwarded to the pretreatment office. A comprehensive IU Survey is performed every 5 years and will be performed again in 2017. No new industrial permits were added to the City of Broken Arrow Industrial Pretreatment Program as a result of the survey during this time period. All records pertaining to the survey are kept at the pretreatment office for your review.

Report on Pass Through, Upset and/or Interference

Regarding Influent and Effluent priority pollutant scans, all parameters were below both maximum allowable headworks loadings (MAHL) and Oklahoma Water Quality Criteria.

The City of Broken Arrow Lynn Lane Wastewater Treatment Plant experienced difficulties in the past year due to aging equipment and sewer infrastructure. There was a long list of maintenance issues noted on the FY 2016 DEQ compliance evaluation inspection (CEI) that were attributed to a disintegrating sewer line that allowed large quantities of dirt to enter the Lynn Lane Wastewater Treatment Plant. This had a



negative impact on the mechanical integrity as well as the treatment process. In addition to the mechanical/treatment issues, the Lynn Lane Wastewater Treatment Plant experienced un-permitted slug loadings from Blue Bell Creameries that put strain on the treatment process. The City of Broken Arrow has since repaired the sewer line and mechanical issues, and is requiring Blue Bell to take action to eliminate the possibility of any future instances of this kind.

The City of Broken Arrow has been working closely with Blue Bell for the past several years to come to an agreement about installation of pretreatment equipment at the Blue Bell facility. Blue Bell was given a corrective action plan by the City of Broken Arrow during FY 2014. Blue Bell was asked to make steps to stabilize pH fluctuations and reduce excessive BOD and TSS by March 2015. These steps were supposed to be a precursor to the pretreatment structure that Blue Bell had agreed to construct during the future facility expansion that was to begin in late 2015. As you know, Blue Bell shutdown the Broken Arrow facility in April 2015 due to a listeria outbreak. This event postponed the Blue Bell facility expansion indefinitely. The City of Broken Arrow has sufficiently provided Blue Bell time to “get back on their feet” and is now in the process of issuing a consent order.

The City of Broken Arrow drafted a consent order that has gone through legal channels at Blue Bell and City of Broken Arrow and is expected to be signed by both parties next month. The consent order requires Blue Bell to hire an engineering firm, perform a wastewater discharge characterization study, construct a pretreatment facility and come into compliance with City of Broken Arrow Wastewater Discharge permit #BA 007.

Blue Bell has hired Gresham, Smith and Partners as their engineer and is in the process of performing wastewater sampling that will help them determine pretreatment solutions. I will send you a copy of the signed consent order and milestone reports with the FY 2017 Annual Pretreatment Report.

Report on Other Administrative Activities

During the 2015-2016 pretreatment year no Industrial Users were significantly non-compliant (SNC).

Broken Arrow Powder Coating moved all operations to “Location 2” in the Haikey Creek Wastewater Treatment Basin in February 2016. The last self-monitoring report that was submitted from Location 1 was in November 2015. The City of Broken Arrow did not inspect or sample Location 1 during this pretreatment year.

The City of Broken Arrow issued a categorical/metal-finishing wastewater discharge permit to PACCAR Winch in August. PACCAR Winch submitted a Baseline Monitoring Report, Toxic Organic Management Plan and Accidental Spill Prevention Plan with their permit application. PACCAR Winch has not yet begun discharging wastewater from this process and has not submitted a quarterly self-monitoring report.



Pollution Prevention

The City of Broken Arrow places a high value on pollution prevention. Please read the following list of activities for FY 2016:

- Broken Arrow MET Recycle Center yearly totals: Antifreeze recycled = 950 gal; Cooking oil recycled = 100 gal; Motor oil recycled = 10,740 gal
- Reasor's cooking oil recycle station yearly total = 296 gal
- 482 food handling establishment (FHE) inspections were performed. Inspections consist of: looking at manifests for grease interceptor maintenance, checking the grease interceptors for signs of proper maintenance and repair, and discussing best management practices (BMP). FHEs with maintenance issues are given 15 days to correct them. Re-checks are performed to ensure compliance.
- Grease-related sanitary sewer overflows (SSOs) are being tracked and responded to on an individual basis. Sewer system collection crews camera the line after an SSO to determine the cause and provide reports to pretreatment staff. City pretreatment staff distribute cooking oil collection bottles and recycling guidance to residents in problem neighborhoods.
- Cooking oil collection bottles and recycling guidance were given to Adult Care/Assisted Living Facilities and is continually available to residents at City Hall.
- City pretreatment staff developed a food truck, catering and concession stand database and began surveying companies operating in Broken Arrow for details about the type of cooking done and wastewater disposal sites. These businesses are being asked to discharge wash water at a facility with a grease interceptor. Special attention is given to the maintenance records at such facilities.
- A new FHE BMP was created and is being distributed at this time. The new BMP is a sign that management is being asked to display for employees to view. I have attached a copy of the BMP.
- FHEs without grease abatement equipment are being asked to install the equipment. Seven FHEs installed equipment this year.
- City pretreatment staff hosted a bottle decorating contest for 2nd graders in Broken Arrow Public Schools. Students were given cooking oil collection bottles to decorate and take home along with recycling information. The winners were given Toys R Us gift cards.
- City pretreatment staff hosted a Kid's Corner booth at the Earth Day event at the Broken Arrow Farmer's Market. Kids spent the day coloring a book with water conservation, recycling, and fats, oil & grease pollution prevention facts.
- City pretreatment staff made a presentation at the annual Homeowner's Association Workshop about FOG Pollution Prevention and the importance of recycling used cooking oil.
- City pretreatment staff hosted another Kid's corner booth at the Broken Arrow Farmer's Market. Kids were given cooking oil collection bottles to decorate and



take home to use in their own kitchen. They were also given recycling information.

- City pretreatment staff developed an auto shop database, survey, and BMP. Inspections consist of going over best management practices and checking hazardous/waste manifests. I have attached a copy of the BMP.

This concludes the summary; the Annual Report is to follow. Thank you for your support. If you have any questions, please contact me at (918) 455-4762 lwilson@brokenarrowok.gov.

Sincerely,

Lauren Wilson
Pretreatment Coordinator
City of Broken Arrow

Enclosures: FHE BMP
Auto Shop BMP

cc: Michael Spurgeon, City Manager
Kenneth Schwab, Assistant City Manager of Operations
Anthony Daniel, Utilities Director
David Handy, Wastewater Treatment Plant Manager



City of Broken Arrow

Food Handling Establishment

Best Management Practices



This guide has been written for food-handling establishments in Broken Arrow. It contains procedures for reducing the amount of Fat, Oil, & Grease (FOG) in wastewater discharged from food-handling restaurants, schools, cafeterias, retirement homes, bars, hospitals and other related food-handling businesses (i.e. any business requiring a food-handling license from the Tulsa or Wagoner County Health Department).

For more information call the City of Broken Arrow Pretreatment Coordinator at (918) 455-4762

Food handling establishments should perform the following practices and procedures in order to comply with City of Broken Arrow Municipal Code Sections 24-503; 511(g).

Facility Cleaning and Maintenance

1. Minimize the usage of soaps and degreasers.
2. Recycle waste cooking oil and other grease products. Never pour these substances down any drains.
3. Establish a schedule for collecting and cleaning grease-laden areas (e.g. fryers, vents, grills, etc.)
4. Dry wipe/scrape plates, trays, cooking utensils, pots and pans before washing. Scrapings are to be placed in trash receptacles.
5. Clean up spills immediately.
6. Dry sweep floors prior to washing and mopping. Place sweepings in trash receptacles.

Grease Interceptor Maintenance

Grease interceptors are to be pumped and cleaned as follows:

1. On a schedule that ensures proper maintenance. At least Quarterly.
2. The clear liquid contents of the interceptor, as measured by a sludge judge, is less than or equal to 75% of the interceptor's capacity (25% grease and solids combined or greater), or
3. A sample collected immediately downstream of the interceptor indicates the presence of visible FOG or solid material(s), or
4. The analytical results of a sample taken immediately downstream of the interceptor indicates an O&G concentration of more than 100 mg/L

Record Keeping

1. Maintain a log of the inspections and maintenance activities performed.
2. Maintain a readily available file that also contains copies of manifests received from grease haulers.
3. Material Safety Data Sheets for all chemicals, soaps, cleaners and biological products used at the facility are to be maintained at the facility in an organized and accessible manner.
4. All records of activities required by this BMP (inspection and maintenance logs and manifests) are to be kept at the facility for a minimum of three years and shall be readily available for review by representatives of the City of Broken Arrow.



*Pollution Prevention Best Management Practices
for*

AUTOMOTIVE SHOPS

Keep Broken Arrow Beautiful!

The City of Broken Arrow prohibits the discharge of harmful pollutants into the stormwater and sanitary sewer systems. The following best management practices are recommended for all automotive shops within Broken Arrow city limits and/or contributing to the Broken Arrow sanitary sewer system. These practices will help to ensure that pollutants such as motor oil, antifreeze, fuel, etc. do not enter the City of Broken Arrow stormwater and sanitary sewer systems.

Operate a Clean, Dry Shop

- Sweep or vacuum the shop floor frequently.
- Designate specific areas indoors for parts cleaning.
- Cleanup any spill promptly.
- Make sure rags, damp mops, absorbents, and other cleanup supplies are readily accessible to all work areas.
- Never sweep or flush wastes into a sanitary sewer or storm drain.

Prevent Spills and Leaks

- Drain fluids from leaking or wrecked vehicles as soon as possible.
- Use drip pans and plastic tarps.
- Promptly transfer drained fluids to a designated waste storage area.
- Place bulk fluids, waste fluids, and batteries in secondary containment to capture accidental spills and leaks.
- **Contact City of Broken Arrow immediately if any spills occur. For stormwater spills call (918) 259-7000. For spills entering the sanitary sewer system, call (918) 455-4762. For after hours spills, call (918) 259-8400.**

Practice Waste Reduction and Recycling

- Recycle automotive fluids, solvents, cleaners, absorbents, and wash waters when the useful life is finished.
- Mix only the amount of paint needed for the job.
- Use self-contained sinks and tanks when cleaning with solvents.
- Reuse water when flushing and testing radiators.
- Automotive fluids are NOT acceptable for disposal to the sanitary sewer, storm drain, or garbage. Manifests must be kept available for 3 years for the offsite disposal of such substances.

Properly Manage Shop Wastewaters

- Wastewaters must be discharged through an oilwater separator before entering the sanitary sewer system. Examples include: wastewaters from controlling overspray or dust in the paint booth, degreaser washoff, wet sanding, radiator flushing, floor washdown, mop water, and other production uses.
- Maintenance records and pumping manifests for separator shall be made available for inspection for 3 years.

Protect Outdoor Work Storage Areas

- If work or materials storage must be done outdoors, prevent potential pollution of rain and runoff by covering and/or berming work areas.

Properly Manage Vehicle Washwaters

- Soapy or oily vehicle washwaters must not be discharged to the City of Broken Arrow stormwater system. These wastes may be collected for off-site disposal or filtered through an oilwater separator before discharge to the sanitary sewer system.
- Minimize use of cleaners, degreasers, and soaps.

Properly Manage Raw and Waste Materials

- Follow all hazardous materials and hazardous waste storage and disposal requirements.
- Hazardous waste shall not be discharged to the stormwater or sanitary sewer systems.
- Oil or solvent-saturated absorbent must be managed as a hazardous waste.
- Make sure solid waste containers are in good condition and secured against wind, leakage, or vandalism.
- **Contact City of Broken Arrow immediately if any spills occur. For stormwater spills call (918) 259-7000 ext. 5434. For spills entering the sanitary sewer system, call (918) 455-4762. For after hours spills, call (918) 259-8400.**

Label and Inspect Storm Drain Inlets

- Label storm drain inlets on your property to alert employees and customers that no dumping of wastewaters or tainted washwater is allowed.
- Prevent accumulated pollutants from washing down storm drains on your property by inspecting drains on premises frequently.
- Sweep or vacuum work areas and parking lots regularly.
- Remove debris and dispose of it in the trash.
- Spot clean areas to avoid runoff. Avoid using blowers which only displace residues.

Notify and Train Employees to Practice Pollution Prevention

- Post this sign in an area seen by all employees and train employees on the use of these practices.
- Train employees on the separation, storage, and recycle of wastes.

City of Broken Arrow
Pollution Prevention Program: (918) 455-4762
Stormwater Management: (918) 259-7000 ext. 5434

ANNUAL REPORT TO THE
OKLAHOMA DEPARTMENT OF
ENVIRONMENTAL QUALITY



BROKEN ARROW

Where opportunity lives

INDUSTRIAL PRETREATMENT PROGRAM FOR: THE CITY OF BROKEN
ARROW, OKLAHOMA LYNN LANE WASTEWATER TREATMENT PLANT

NPDES PERMIT NUMBER OK 0040053

OCTOBER 1, 2015 THROUGH SEPTEMBER 30, 2016



THE CITY OF BROKEN ARROW
LYNN LANE WASTEWATER TREATMENT PLANT
INDUSTRIAL PRETREATMENT PROGRAM

CERTIFICATION STATEMENT

"I hereby certify under penalty of law that this document and all attachments were prepared under my direction or supervision in accordance with a system designed to assure that qualified personnel properly gather and evaluate the information submitted. Based on my inquiry of the person or persons who manage the system, or those persons directly responsible for gathering the information, the information submitted is, to the best of my knowledge and belief, true, accurate and complete. I am aware that there are significant penalties for submitting false information, including the possibility of fine and imprisonment for knowing violations."

The City of Broken Arrow
Control Authority

Oct. 1, 2015 to Sep. 30, 2016
Report Date

Anthony Daniel
Name of Responsible Official

Director of Utilities
Title

Anthony Daniel
Signature

SECTION 1:

PRETREATMENT PERFORMANCE SUMMARY

PRETREATMENT PERFORMANCE SUMMARY (PPS)

Page 1 of 2

I. General Information

City of Broken Arrow, Lynn Lane Wastewater Treatment Plant

Control Authority Name

13874 S. 177th E. Ave.

Address

Broken Arrow, OK 74011

City, State, Zip

Lauren Wilson, Pretreatment Coordinator, City of Broken Arrow

Contact Person, Position

(918) 455-4762

(Area Code)

Contact Telephone

OK0040053

OPDES Permit Number(s)

Begin Date: 10/1/15

Reporting Period

End Date: 9/30/16

II. Significant Industrial User Compliance

Record the Number of SIU Who:

SIGNIFICANT INDUSTRIAL USERS

Categorical

Non-categorical

I.	a. Submitted a BMR	<u>1</u>	N/A
	b. Were Required to Submit a BMR	<u>1</u>	N/A
2.	a. Submitted a 90-Day Compliance Report	<u>0</u>	N/A
	b. Were Required to Submit a 90-Day Report	<u>0</u>	N/A
3.	a. Submitted Required Self-Monitoring Reports	<u>3</u>	<u>3</u>
	b. Were Required to Submit Self-Monitoring Reports	<u>3</u>	<u>3</u>
4.	a. Met a Compliance Schedule	<u>0</u>	<u>0</u>
	b. Were Required to Meet a Compliance Schedule	<u>0</u>	<u>0</u>
5.	a. Were in Significant Noncompliance (SNC)	<u>0</u>	<u>0</u>

Additional Information:

6.	Total Number of SIU	<u>4</u>	<u>3</u>
7.	Rate of SNC for <u>all</u> SIU (categorical & non-categorical)		<u>0</u> %

PRETREATMENT PERFORMANCE SUMMARY (PPS)

Page 2 of 2

III. Compliance Monitoring Program

<u>Record the Number of:</u>		<u>SIGNIFICANT INDUSTRIAL USERS</u>	
		<u>Categorical</u>	<u>Non-categorical</u>
I.	a. Issued Control Documents	<u>1</u>	<u>1</u>
	b. Required Control Documents	<u>1</u>	<u>1</u>
2.	a. Facilities Inspected	<u>4</u>	<u>3</u>
	b. Inspections Conducted	<u>5</u>	<u>3</u>
3.	a. Facilities Sampled	<u>4</u>	<u>2</u>
	b. Samplings Conducted	<u>10</u>	<u>89</u>

IV. Enforcement Actions

<u>Record the Number of:</u>		<u>SIGNIFICANT INDUSTRIAL USERS</u>	
		<u>Categorical</u>	<u>Non-categorical</u>
1.	a. Compliance Schedules Issued	<u>0</u>	<u>0</u>
	b. Compliance Schedules Required	<u>0</u>	<u>0</u>
2.	Notices of Violation (NOV) Issued	<u>0</u>	<u>0</u>
3.	Administrative Orders (AO) Issued	<u>0</u>	<u>0</u>
4.	Civil Suits Filed	<u>0</u>	<u>0</u>
5.	Criminal Suits Filed	<u>0</u>	<u>0</u>
6.	Significant Violators Published	<u>0</u>	<u>0</u>
7.	SIU that were Assessed Penalties	<u>0</u>	<u>0</u>
8.	Dollars of Penalties Collected	<u>\$ 0</u>	<u>\$ 0</u>
9.	Other Actions (sewer bans, etc.)	<u>0</u>	<u>0</u>

SECTION 2:

SIGNIFICANT INDUSTRIAL USERS

PRETREATMENT PROGRAM STATUS REPORT
Updated Significant Industrial User List

SIGNIFICANT INDUSTRIAL USER (SIU) NAME AND ADDRESS	SIC CODE	CATEGORICAL/ NONCATEGORICAL	CONTROL DOCUMENT Y/N	Last Action	ADDED/ DELETED (A, D, N/A)	NUMBER of TIMES SAMPLED		NUMBER of TIMES INSPECTED	COMPLIANCE STATUS (C, NC, SNC, N/A)			
									REPORTS			
						City	SIU		BMR	90-Day Compliance	Self- Monitoring	EFFLUENT LIMITS
BFI/Broken Arrow Landfill 1225 N. 161 E Ave.	3662	NONCATEGORICAL	Y	11/1/2013	N/A	1	4	1	N/A	N/A	C	C
Blue Bell Creameries 8201 E. HWY 51	2024	NONCATEGORICAL	Y	11/4/2012	N/A	1	83	1	N/A	N/A	C	NC
Russelectric 1215 E. Houston	3613	CATEGORICAL	Y	11/4/2012	N/A	1	4	1	N/A	N/A	C	C
Broken Arrow Powder Coatings 809 N. 16th	3479	CATEGORICAL	Y	6/1/2013	N/A	0	1	0	N/A	N/A	C	C
Flight Safety International 700 N. 9th St.	3444	CATEGORICAL	Y	6/16/2013	N/A	1	4	1	N/A	N/A	C	C
Gruv-N-Gasket 705 S. 12th St.	7699	NONCATEGORICAL	Y	4/9/2016	N/A	0	0	1	N/A	N/A	N/A	N/A
PACCAR Winch	3531	CATEGORICAL	Y	08/26/16	A	0	1	2	Y	N/A	N/A	N/A

Additional Notes: Broken Arrow Powder Coatings moved all operation to Location 2 in the Hailey Creek Basin on 2/9/16.

Gruv-N-Gasket has a zero-discharge permit, no monitoring required.

PACCAR Winch has not begun discharging process wastewater yet, so no compliance monitoring was performed.

SECTION 3:

NON-COMPLIANT INDUSTRIAL USERS

NONCOMPLIANT USERS Enforcement Actions Taken

[illegible]

Additional Notes: City of Broken Arrow has drafted a consent order for Blue Bell which will be signed next month. Consent Order requires Blue Bell to hire an engineering firm, perform a wastewater characterization study, use results to choose a method of pretreatment, construct a pretreatment facility, and come into permit compliance. Consent Order will give Blue Bell one year to complete milestones. City of Broken Arrow will include the Consent Order and milestone reports with the FY 2017 Annual Pretreatment Report to DEQ.

SECTION 4:

SIGNIFICANTLY NON-COMPLIANT INDUSTRIAL USERS

[illegible]

Additional Notes:

SECTION 5:

**NEWSPAPER PUBLICATION OF SIGNIFICANTLY
NON-COMPLIANT INDUSTRIAL USERS**

No Industrial users in the City of Broken Arrow, Lynn Lane Wastewater Treatment Plant Basin were published in the newspaper for significant non-compliance for the October 2015 to September 2016 pretreatment year.

SECTION 6:

COMPLIANCE SCHEDULES

No Industrial users in the City of Broken Arrow, Lynn Lane Wastewater Treatment Plant Basin were put on a compliance schedule for the October 2015 to September 2016 pretreatment year.

City of Broken Arrow drafted a consent order for Blue Bell Creameries which should be signed by both parties next month. The consent order requires Blue Bell to hire an engineering firm, perform a wastewater characterization study, use the results to choose a form of pretreatment, construct a pretreatment facility and come into permit compliance. The signed consent order and milestone reports will be submitted with the FY 2017 Annual Pretreatment Report to DEQ.

SECTION 7:

LYNN LANE WASTEWATER TREATMENT PLANT

**WATER QUALITY BASED EFFLUENT
CONCENTRATIONS**

POTW MONITORING RESULTS SUMMARY TABLE

October 1, 2015 to September 30, 2016

The City of Broken Arrow- Lynn Lane WWTW

TABLE III: METALS CYANIDE PHENOLS + Molybdenum	MQL (mg/l)	MDL Used (mg/l)	INFLUENT (mg/l)					EFFLUENT (mg/l)					OKLIMIT (mg/l)	MAHL (TBL) LB/DAY	HEADWORK LOADING FOR THE REPORTING PERIOD, LB/DAY								
			Sample Dates					Sample Dates							Sample Dates								
			12/14/15	3/8/16	6/14/16	9/13/16	12/15/15	3/9/16	6/15/16	9/14/16	12/15/15	3/9/16			6/15/16	9/13/16	Average	% of MAHL					
			12/14/15	3/8/16	6/14/16	9/13/16	12/15/15	3/9/16	6/15/16	9/14/16	12/15/15	3/9/16			6/15/16	9/13/16	Average	% of MAHL					
Flow, mgd			8.183	4.770	4.200	3.654	6.397	7.173	4.098	4.016													
Antimony	0.06	0.005	< 0.01	< 0.01	< 0.01	< 0.01	< 0.01	< 0.01	< 0.01	< 0.01	< 0.01	< 0.01	N/A	N/A	0.341	0.199	0.398	0.152	0.231	N/A			
Arsenic	0.01	0.005	< 0.005	< 0.005	< 0.005	< 0.005	< 0.005	< 0.005	< 0.005	< 0.005	< 0.005	< 0.005	2.454	5.42	0.171	0.099	0.199	0.076	0.115	2.1%			
Beryllium	0.005	0.001	< 0.01	< 0.01	< 0.01	< 0.01	< 0.01	< 0.01	< 0.01	< 0.01	< 0.01	< 0.01	N/A	N/A	0.341	0.199	0.398	0.152	0.231	N/A			
Cadmium	0.001	0.001	< 0.00100	< 0.001	< 0.001	< 0.001	< 0.001	< 0.001	< 0.001	< 0.001	< 0.001	< 0.001	0.0979	6	0.034	0.020	0.040	0.015	0.023	0.4%			
Chromium	0.01	0.01	0.0128	< 0.01	< 0.01	< 0.01	< 0.01	< 0.01	< 0.01	< 0.01	< 0.01	< 0.01	2.025	54.21	0.874	0.199	0.398	0.152	0.408	0.8%			
Copper	0.01	0.01	0.0969	0.146	0.127	0.106	< 0.01	0.0392	< 0.01	< 0.01	< 0.01	< 0.01	0.3242	19.57	6.613	5.808	5.052	3.230	5.217	26.7%			
Lead	0.005	0.005	0.0119	0.00536	< 0.00500	< 0.005	< 0.005	< 0.005	< 0.005	< 0.005	< 0.005	< 0.005	0.439	5.42	0.812	0.213	0.199	0.076	0.367	6.8%			
Mercury	0.0002	0.0002	< 0.00010	< 0.00010	< 0.0001	< 0.0001	< 0.0001	< 0.0001	< 0.00010	< 0.0001	< 0.0001	< 0.0001	0.0164	0.229	0.003	0.002	0.004	0.002	0.002	1.0%			
Molybdenum	0.03	0.005	< 0.01	< 0.01	< 0.01	< 0.01	< 0.01	< 0.01	< 0.01	< 0.01	< 0.01	< 0.01	N/A	N/A	0.341	0.199	0.398	0.152	0.231	N/A			
Nickel	0.04	0.01	0.0117	< 0.01	< 0.01	< 0.01	< 0.01	< 0.01	< 0.01	< 0.01	< 0.01	< 0.01	14.421	54.21	0.798	0.199	0.398	0.152	0.383	0.7%			
Selenium	0.005	0.005	< 0.005	< 0.00500	< 0.005	< 0.005	< 0.005	< 0.00500	< 0.005	< 0.005	< 0.005	< 0.005	0.136	N/A	0.171	0.099	0.199	0.076	0.115	N/A			
Silver	0.002	0.001	< 0.00200	< 0.00200	< 0.002	< 0.002	< 0.002	< 0.002	< 0.002	< 0.002	< 0.002	< 0.002	0.145	13.55	0.068	0.040	0.080	0.030	0.046	0.3%			
Thallium	0.01	0.001	< 0.01	< 0.01	< 0.01	< 0.01	< 0.01	< 0.01	< 0.01	< 0.01	< 0.01	< 0.01	6.768	N/A	0.341	0.199	0.398	0.152	0.231	N/A			
Zinc	0.02	0.01	0.31	0.17400	0.133	0.124	0.0168	0.0531	0.0344	0.0352			1.804	16.26	21.156	6.922	5.291	3.779	10.619	65.3%			
Cyanide	0.01	0.01	< 0.006	< 0.006	< 0.006	< 0.006	< 0.006	< 0.006	< 0.006	< 0.006	< 0.006	< 0.006	0.3131	5.42	0.205	0.119	0.239	0.091	0.139	2.6%			
Total Phenols	0.01	0.0250	0.05	0.039	0.091	0.267	< 0.025	< 0.025	< 0.025	< 0.025	< 0.025	< 0.025	N/A	N/A	3.412	1.551	3.620	8.137	4.367	N/A			
OTHER POLLUTANTS DETECTED (TABLE II)	MQL (ug/l)	MDL (ug/l)	INFLUENT (ug/l)					EFFLUENT (ug/l)					OKLIMIT (ug/l)	MAHL (TBL) LB/DAY	HEADWORK LOADING FOR THE REPORTING PERIOD, LB/DAY					% of MAHL			
			Sample Dates					Sample Dates							Sample Dates								
			3/8/16	6/14/16	9/13/16	3/9/16	12/15/15	3/9/16	6/15/16	9/14/16	12/15/15	3/9/16			6/15/16	9/13/16	Average	% of MAHL					
2,4-D	5	0.2							0.42000							0.000		0.00000	0.000	#DIV/0!			
3,5-Dichlorobenzoic acid	5	0.2				0.0002										0.000		0.00609					

Note: Influent and effluent samples should be collected considering flow detention time through the POTW

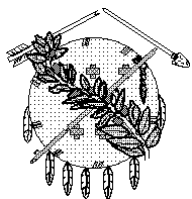
Note: Results that are below detection levels have been calculated at 1/2 the value

Note: Table II Parameters are only shown when above MDL

BDL Not detected above MDL

MDL Method Detection Limit

MQL EPA Region 6 Minimum Quantification Level (Analytical MDL should meet this criteria so that data can be used for Local Limit assessments and OPDES application data)



City of Broken Arrow

Fact Sheet

File #: 16-1365, Version: 1

**Broken Arrow Municipal Authority
Meeting of: 12-06-16**

**To: Chairman and Authority Members
From: Utilities Department**

**Title: Acknowledgment of submittal of the September through November
2016 Pretreatment Report to the Regional Metropolitan Utility
Authority (RMUA)**

Background:

City of Broken Arrow pretreatment staff prepared a quarterly report to the Regional Metropolitan Utility Authority (RMUA) outlining pretreatment activities for significant industrial users and food handling establishments discharging wastewater to the Haikey Creek Wastewater Treatment Plant. The activities listed are for September through November 2016.

The following is a summary of the report:

All Broken Arrow significant industrial users (SIU) in the Haikey Creek Wastewater Treatment Plant basin are in compliance with City of Broken Arrow pretreatment regulations as listed in the Broken Arrow discharge permits and municipal code.

Mandatory industrial user monitoring reports were received by the due dates, and laboratory analysis were in compliance with permit requirements. Surcharges for bio-chemical oxygen demand (BOD), total suspended solids (TSS), and oil & grease above residential thresholds were issued to Unifirst for September laboratory analysis in the amount of \$4,701.65 and for October laboratory analysis in the amount of \$4,268.45.

Pretreatment staff submitted the RMUA/Haikey Creek FY 2016 annual pretreatment report to the DEQ. The report is attached for your review. Please devote special attention to the pollution prevention efforts taking place.

City staff is working on several best management practice programs aimed at giving specialized operating procedures to commercial entities that have a potential to discharge pollutants of concern into the publicly owned treatment works. Auto shop inspections are now underway. City staff is looking for hazardous/waste disposal manifests and distributing best management practice signs that auto shop management can post for employees to view. A carwash questionnaire and database were developed to track oil/water separator and sand trap maintenance schedules. City staff is offering assistance to management at the carwashes who have been experiencing illegal dumping.

City of Broken Arrow staff continues to make good progress on the Fats, Oil and Grease (FOG) program. One

hundred and twenty food handling establishment inspections were performed this quarter. Special attention was devoted to establishments that had violations during previous inspections. Grease-related sanitary sewer overflows are being tracked and areas of concern are being targeted for community awareness efforts. Cooking oil collection bottles and pollution prevention brochures are being distributed to residents and commercial property management. Residents are encouraged to recycle vegetable based cooking oil at one of the City's two locations.

Staff recommends that the Authority acknowledge the September through November 2016 Pretreatment Report to the Regional Metropolitan Utility Authority.

Cost: \$0

Prepared By: Lauren Wilson, Pretreatment Coordinator

Reviewed By: Anthony Daniel, Director of Utilities Department
Legal Department
Assistant City Manager- Operations

Approved By: Michael Spurgeon, City Manager

Attachments: September through November 2016 Pretreatment Report to RMUA
RMUA/Haikey Creek FY 2016 Annual Pretreatment Report to DEQ

Recommendation:

Acknowledge submittal of the September through November 2016 Pretreatment Report to the Regional Metropolitan Utility Authority.



Utilities Department
Post Office Box 610
Broken Arrow, Oklahoma 74013

To: Rick Hudson, Chairperson, Regional Metropolitan Utility Authority

From: Lauren Wilson, Pretreatment Coordinator, City of Broken Arrow

Date: 11/23/16

Subject: September through November 2016 RMUA Quarterly Pretreatment Report

Dear Mr. Hudson,

All Broken Arrow significant industrial users (SIU) in the Haikey Creek Wastewater Treatment Plant basin are currently in compliance with City of Broken Arrow pretreatment regulations as listed in the Broken Arrow discharge permits and municipal code.

The following is a brief synopsis of the major activities of the Broken Arrow Industrial Pretreatment Program for, September to November 2016. This update is in regards to pretreatment issues and industrial wastewater discharges pertaining to the R.M.U.A.'s Haikey Creek WWTP.

September 2016

Fats, Oil & Grease (FOG) Program:

1. City of Broken Arrow pretreatment staff inspected 32 food handling establishments (FHE) in the month of September. Staff inspected manifests for grease interceptor (GI) maintenance, looked at GI, and discussed best management practices. FHEs with improperly-maintained interceptors have been asked to perform maintenance immediately. Re-checks are done for non-compliance issues.
2. Broken Arrow developed a new FHE best management practice (BMP). The new document is a laminated sign that FHEs are asked to display in an area where employees can view it.
3. Broken Arrow utilities staff met with Forest Hills adult care facility management (again) about the GI maintenance schedule. The manhole directly downstream from this facility has experienced multiple grease-related sanitary sewer overflows and they have been asked several times to increase their GI pumping schedule. This time, city staff met with administration instead of just maintenance staff. Forest Hills administration has agreed to increase the pumping schedule to quarterly on the large GI (previously done semi-annually) and monthly on the small GI (previously done quarterly). Forest Hills administration was cooperative and ready to do what it takes to keep excessive grease from accumulating in the sewer lines. Broken Arrow will be monitoring their progress.

Industrial Pretreatment Activities:

1. City of Broken Arrow wastewater discharge permits require the permit holder to perform scheduled (either semi-annual, quarterly or monthly) self-monitoring for specific contaminants and report the analytical results to the City by the 15th of the following month. The following reports/certifications were received and reviewed in the month of September:

- CSI Aerospace compliance monitoring report and laboratory analysis. No deficiencies were noted.
- Unifirst compliance monitoring report and laboratory analysis. No deficiencies were noted.

**Surcharges for bio-chemical oxygen demand (BOD), total suspended solids (TSS), and oil & grease above residential thresholds were issued to Unifirst as a result of September laboratory analysis in the amount of \$4,701.65.*

2. Auto shop inspections are now taking place in Broken Arrow. Staff is distributing BMP signs to auto shop managers and asking that they display them in a place where their employees can easily view. Staff is looking at manifests for hazardous/waste disposal and entering the information into the database.

October 2016

Fats, Oil & Grease (FOG) Program:

1. Broken Arrow pretreatment staff inspected 58 food handling establishments (FHE) in the month of October. Staff focused on FHEs listed, at their last inspection, as having: full interceptors; dirty oil recycle-station areas; no maintenance manifests on-site and insufficient GI maintenance schedules.
2. Broken Arrow pretreatment staff are working to inform Broken Arrow residents about pollution prevention practices that can be put in place at their homes to decrease chances of sewer back-ups and help keep fats, oil & grease out of the City sewer system. Staff continues to distribute cooking oil collection bottles and recycling information to residents in neighborhoods that have grease-related sanitary sewer overflows. These materials are also available at the Broken Arrow One Stop Center.

Industrial Pretreatment Activities:

1. City of Broken Arrow wastewater discharge permits require the permit holder to perform scheduled (either semi-annual, quarterly or monthly) self-monitoring for specific contaminants and report the analytical results to the City by the 15th of the following month. The following reports/certifications were received and reviewed in the month of October:

- Unifirst compliance monitoring report and laboratory analysis.

**Surcharges for Bio-chemical Oxygen Demand (BOD), Total Suspended Solids (TSS), and Oil & Grease above residential thresholds were issued to Unifirst as a result of October laboratory analysis in the amount of \$4,268.45.*

2. Upon invitation by Mr. Hudson, pretreatment staff went to RL Hudson Co. for an industrial user survey update. RL Hudson Co. does not need a wastewater discharge permit, per 40 CFR 403. All hazardous/waste materials are being hauled offsite and manifests are being kept.
3. The FY 2016 annual pretreatment report for Haikey Creek Wastewater Treatment Plant was submitted to DEQ. The report is attached for your review. The report consists of:
 - 1) Comparing quarterly priority pollutant laboratory analyses to Oklahoma water quality standards and maximum allowable headworks loadings (MAHL) based upon influent daily flow.

- 2) Calculating significant non-compliance for 12 months for industrial users (IU) based upon technical review criteria, violations, etc. This requires a complete file review for each permitted IU.
 - 3) Summarizing IU self-monitoring and reporting for the 12-month period of October 1, 2015 to September 30, 2016.
 - 4) Summarizing IU inspections and City-performed monitoring for the year.
 - 5) Summarizing pollution prevention activities for the year.
 - 6) Summarizing IU survey activities for the year.
4. Broken Arrow staff developed a "Car Wash Questionnaire" to determine maintenance practices and procedures for oil/water separators and sand traps.

November 2016:

Fats, Oil & Grease (FOG) Program:

1. City pretreatment staff inspected 30 food handling establishments (FHEs) from November 1 to November 27, 2016. Staff focused on FHEs listed, at their last inspection, as having: full interceptors; dirty oil recycle-station areas; no maintenance manifests on-site and insufficient GI maintenance schedules.
2. The Utilities Department sent out a community alert to all Broken Arrow residents, via the emergency callout system, asking them to recycle used cooking oil this holiday season.

Industrial Pretreatment Activities:

1. City of Broken Arrow wastewater discharge permits require the permit holder to perform scheduled (either semi-annual, quarterly or monthly) self-monitoring for specific contaminants and report the analytical results to the City by the 15th of the following month. The following reports/certifications were received and reviewed in the month of November:
 - Unifirst compliance monitoring report and laboratory analysis. No deficiencies were noted.
 - Broken Arrow Powder Coating compliance monitoring report and laboratory analysis. No deficiencies were noted.

Thank you for your continued support of the City of Broken Arrow/RMUA industrial pretreatment program. Should you have any questions or concerns please do not hesitate to contact me at the Broken Arrow Lynn Lane WWTP office.

Sincerely,



Lauren Wilson
Pretreatment Coordinator
City of Broken Arrow
Phone: 918.455.4762 Fax 918.455.4172
Email: lwilson@brokenarrowok.gov



Tuesday, October 25, 2016

Roshini Nambiar, Municipal Pretreatment Coordinator
Oklahoma Department of Environmental Quality
Municipal Wastewater Enforcement Section
Water Quality Division
PO Box 1677
Oklahoma City, OK 73101-1677

Re: FY 2016 Pretreatment Annual Report to DEQ
RMUA/Haikey Creek WWTP
OPDES Permit Number OK0034363

Dear Ms. Nambiar:

The RMUA/Haikey Creek WWTP Industrial Pretreatment Program Annual Report for the period October 1, 2015 through September 30, 2016 is hereby submitted. Please note the following general comments in addition to the required forms:

Report of Changes to the Approved Pretreatment Program

There have been no changes made or requested to the RMUA/Haikey Creek WWTP Approved Industrial Pretreatment Program.

Industrial User Wastewater Survey

The IU Wastewater Survey is continually updated in Broken Arrow. All new commercial/industrial utility customers are given a one-page short survey to fill out before they can obtain water service. The surveys are then forwarded to the pretreatment office. A comprehensive IU Survey is performed every 5 years and will be performed again in 2017. No new industrial permits were added to the City of Broken Arrow Industrial Pretreatment Program as a result of the survey during this time period. All records pertaining to the survey are kept at the pretreatment office for your review.

Report on Pass Through, Upset and/or Interference

There have been no instances of pass through, upset or interference resulting in OPDES permit violations known or suspected to have been caused by industrial users at any of the POTW covered under the RMUA/Haikey Creek WWTP Industrial Pretreatment Program.

Report on Other Administrative Activities

During the 2015-2016 pretreatment year no industrial users were published as significantly non-compliant (SNC).

Pollution Prevention

Both City of Broken Arrow and City of Tulsa place a high value on pollution prevention. Please read the following list of activities for FY 2016:

- Broken Arrow MET Recycle Center yearly totals: Antifreeze recycled = 950 gal; Cooking oil recycled = 100 gal; Motor oil recycled = 10,740 gal
- Tulsa MET Recycle Centers combined yearly totals: Antifreeze recycled = 275 gal; Cooking oil recycled = 600 gal; Motor oil recycled = 6,052 gal



- Reasor's Broken Arrow cooking oil recycle station yearly total = 296 gal
- 482 food handling establishment (FHE) inspections were performed in Broken Arrow. Inspections consist of: looking at manifests for grease interceptor maintenance, checking the grease interceptors for signs of proper maintenance and repair, and discussing best management practices (BMP). FHEs with maintenance issues are given 15 days to correct them. Re-checks are performed to ensure compliance.
- Tulsa FOG BMP program staff performed surveys, office visits, and investigations. Tulsa's Partners for a Clean Environment, PACE, program provides website recognition, pledges and decals for display to FHEs who participate and are in good-standing with Tulsa BMP requirements.
- Tulsa FOG Workshop for FHE Employees was held.
- Grease-related sanitary sewer overflows (SSOs) are being tracked and responded to on an individual basis in Broken Arrow. Sewer system collection crews camera the line after an SSO to determine the cause and provide reports to pretreatment staff. City pretreatment staff distribute cooking oil collection bottles and recycling guidance to residents in problem neighborhoods.
- Cooking oil collection bottles and recycling guidance were given to Broken Arrow Adult Care/Assisted Living Facilities and is continually available to residents at Broken Arrow City Hall.
- Broken Arrow pretreatment staff developed a food truck, catering and concession stand database and began surveying companies operating in Broken Arrow for details about the type of cooking done and wastewater disposal sites. These businesses are being asked to discharge wash water at a facility with a grease interceptor. Special attention is given to the maintenance records at such facilities.
- Tulsa Pretreatment staff require all mobile food vendors to have a wastewater disposal plan approved in order to receive their business license. The vendors are inspected yearly.
- A new FHE BMP was created and is being distributed in Broken Arrow at this time. The new BMP is a sign that management is being asked to display for employees to view.
- In Broken Arrow, FHEs without grease abatement equipment are being asked to install the equipment. Seven FHEs installed equipment this year.
- Broken Arrow pretreatment staff hosted a bottle decorating contest for 2nd graders in Broken Arrow Public Schools. Students were given cooking oil collection bottles to decorate and take home along with recycling information. The winners were given Toys R Us gift cards.
- Broken Arrow pretreatment staff hosted two Kid's Corner booths at the Broken Arrow Farmer's Market. The first was an Earth Day event. Kids spent the day coloring a book with water conservation, recycling, and fats, oil & grease pollution prevention facts. At the second Kid's corner booth, kids were given cooking oil collection bottles to decorate and take home to use in their own kitchen. They were also given recycling information.
- Tulsa pretreatment staff attended Earth Day events, Home and Garden Show, Sustainable Tulsa meeting, OSU Lifelong learning group and had displays at Reasor's Grocery Store locations.
- Broken Arrow pretreatment staff made a presentation at the annual Homeowner's Association Workshop about FOG Pollution Prevention and the importance of recycling used cooking oil.
- Broken Arrow pretreatment staff developed an auto shop database, survey, and BMP. Inspections consist of going over best management practices and checking hazardous/waste manifests.



- Tulsa pretreatment staff operate a pharmaceutical/medical disposal program, a dental mercury amalgam program, a silver BMP program and a radiator BMP program.

This concludes the report summary; the report is to follow. If you have any questions, please contact me at (918) 455-4762 or lwilson@brokenarrowok.gov.

Sincerely,

A handwritten signature in black ink that reads "Lauren Wilson".

Lauren Wilson
Pretreatment Coordinator
City of Broken Arrow/ RMUA

cc: Rick Hudson, RMUA Chairman c/o Sherry Gaston, RMUA Administrator
Michael Spurgeon, City Manager, City of Broken Arrow
Kenny Schwab, Assistant City Manager of Operations, City of Broken Arrow
Anthony Daniel, Director of Utilities, City of Broken Arrow
Clayton Edwards, Water and Sewer Department Director, City of Tulsa
Cindy Cantero, Pretreatment Manger, City of Tulsa

RMUA/Haikey Creek WWTP
Industrial Pretreatment Program

OPDES Permit # OK0034363

Annual Report to the Oklahoma Department of Environmental Quality

October 1, 2015 to September 30, 2016

RMUA
INDUSTRIAL PRETREATMENT PROGRAM
ANNUAL REPORT

CERTIFICATION STATEMENT

"I hereby certify under penalty of law that this document and all attachments were prepared under my direction or supervision in accordance with a system designed to assure that qualified personnel properly gather and evaluate the information submitted. Based on my inquiry of the person or persons who manage the system, or those persons directly responsible for gathering the information, the information submitted is, to the best of my knowledge and belief, true, accurate and complete. I am aware that there are significant penalties for submitting false information, including the possibility of fine and imprisonment for knowing violations."

Regional Metropolitan Utility Authority
Control Authority

Oct. 1, 2015 to Sep. 30, 2016
Report Date

Anthony Daniel, City of Broken Arrow
Name of Responsible Official

Director of Utilities
Title


Signature

SECTION 1

PRETREATMENT PERFORMANCE SUMMARY

PRETREATMENT PERFORMANCE SUMMARY (PPS)

Page 1 of 2

I. General Information

Regional Metropolitan Utility Authority

Control Authority Name

Attention Sherry Gaston: 175 E. 2nd Street, Suite 08-217, Tulsa, OK 74013

Mailing Address 1

Attention Lauren Wilson: P.O. Box 610, Broken Arrow, OK 74013

Mailing Address 2

Lauren Wilson, Pretreatment Coordinator

Contact Person, Position

(918) 455-4762

(Area Code) Contact Telephone

OK0034363

OPDES Permit Number(s)

Begin Date: 10/1/2015

End Date: 09/30/2016

Reporting Period

II. Significant Industrial User Compliance

<u>Record the Number of SIU Who:</u>		<u>SIGNIFICANT INDUSTRIAL USERS</u>	
		<u>Categorical</u>	<u>Non-categorical</u>
1.	a. Submitted a BMR	<u>N/A</u>	<u>N/A</u>
	b. Were Required to Submit a BMR	<u>N/A</u>	<u>N/A</u>
2.	a. Submitted a 90-Day Compliance Report	<u>N/A</u>	<u>N/A</u>
	b. Were Required to Submit a 90-Day Report	<u>N/A</u>	<u>N/A</u>
3.	a. Submitted Required Self-monitoring Reports	<u>2</u>	<u>4</u>
	b. Were Required to Submit Self-monitoring Reports	<u>2</u>	<u>4</u>
4.	a. Met a Compliance Schedule	<u>0</u>	<u>0</u>
	b. Were Required to Meet a Compliance Schedule	<u>0</u>	<u>0</u>
5.	a. Were in Significant Noncompliance (SNC)	<u>0</u>	<u>0</u>
<u>Additional Information:</u>			
6.	Total Number of SIU	<u>2</u>	<u>4</u>
7.	Rate of SNC for <u>all</u> SIU (categorical & non-categorical)	<u>0</u> %	

PRETREATMENT PERFORMANCE SUMMARY (PPS)

Page 2 of 2

III. Compliance Monitoring Program

<u>Record the Number of:</u>		<u>SIGNIFICANT INDUSTRIAL USERS</u>	
		<u>Categorical</u>	<u>Non-categorical</u>
1.	a. Issued Control Documents	<u>0</u>	<u>0</u>
	b. Required Control Documents	<u>0</u>	<u>0</u>
2.	a. Facilities Inspected	<u>2</u>	<u>4</u>
	b. Inspections Conducted	<u>2</u>	<u>7</u>
3.	a. Facilities Sampled	<u>2</u>	<u>4</u>
	b. Samplings Conducted	<u>8</u>	<u>75</u>

IV. Enforcement Actions

<u>Record the Number of:</u>		<u>SIGNIFICANT INDUSTRIAL USERS</u>	
		<u>Categorical</u>	<u>Non-categorical</u>
1.	a. Compliance Schedules Issued	<u>0</u>	<u>0</u>
	b. Compliance Schedules Required	<u>0</u>	<u>0</u>
2.	Notices of Violation (NOV) Issued	<u>0</u>	<u>0</u>
3.	Administrative Orders (AO) Issued	<u>0</u>	<u>0</u>
4.	Civil Suits Filed	<u>0</u>	<u>0</u>
5.	Criminal Suits Filed	<u>0</u>	<u>0</u>
6.	Significant Violators Published	<u>0</u>	<u>0</u>
7.	SIU that were Assessed Penalties	<u>0</u>	<u>0</u>
8.	Dollars of Penalties Collected	<u>\$0</u>	<u>\$0</u>
9.	Other Actions (sewer bans, etc.)	<u>0</u>	<u>0</u>

SECTION 2

SIGNIFICANT INDUSTRIAL USERS PRETREATMENT PROGRAM STATUS REPORT

PRETREATMENT PROGRAM STATUS REPORT
Updated Significant Industrial User List

SIGNIFICANT INDUSTRIAL USER (SIU) NAME AND ADDRESS	SIC CODE	CATEGORICAL/ NONCATEGORICAL	CONTROL DOCUMENT		ADDED/ DELETED (A, D, N/A)	NUMBER of TIMES SAMPLED		NUMBER of TIMES INSPECTED	COMPLIANCE STATUS (C, NC, SNG, N/A)			
			Y/N	Last Action		City	SIU		REPORTS			
									BMR	90-Day Compliance	Self- Monitoring	EFFLUENT LIMITS
Hillcrest Hospital South 8801 South 101 st East Ave. TUL	8062	Non Categorical	Yes	06/03/15	N/A	8	2	2	N/A	N/A	C	C
Saint Francis Hospital South 6161 South Yale Ave. TUL	8062	Non Categorical	Yes	11/07/14	N/A	4	1	2	N/A	N/A	C	C
Southwest Regional Medical Center 10109 East 79 th St. TUL	8062	Non Categorical	Yes	09/04/15	N/A	9	2	2	N/A	N/A	C	C
Broken Arrow Powder Coatings 2051 W. SW. Expressway Dr. BA	3444	Categorical	Yes	01/01/15	N/A	1	4	1	N/A	N/A	C	C
CSI Aerospace 2020 W. Detroit BA	3444	Categorical	Yes	05/01/12	N/A	1	4	1	N/A	N/A	C	C
Unifirst Corporation 2100 N. Beech BA	7218	Non Categorical	Yes	10/13/12	N/A	1	48	1	N/A	N/A	C	C

SECTION 3

NON-COMPLIANT INDUSTRIAL USERS

[illegible]

Additional Notes:

SECTION 4

SIGNIFICANTLY NON-COMPLIANT INDUSTRIAL USERS

[illegible]

Additional Notes:

SECTION 5

NEWSPAPER PUBLICATION OF SIGNIFICANTLY NON- COMPLIANT INDUSTRIAL USERS

No Industrial User in the Haikey Creek Wastewater Treatment Plant Basin was determined to be significantly non-compliant for the period of October 1, 2015 to September 30, 2016. Subsequently, no newspaper publication was made for this period.

SECTION 6

COMPLIANCE SCHEDULES

No Industrial User in the Haikey Creek Wastewater Treatment Plant Basin was required to be on a Compliance Schedule for the year of October 1, 2015 through September 30, 2016.

SECTION 7

HAIKEY CREEK WASTEWATER TREATMENT PLANT

*WATER QUALITY BASED EFFLUENT
CONCENTRATIONS*

POTW MONITORING RESULTS SUMMARY TABLE

[illegible]

Note: Influent and effluent samples should be collected considering flow detention time through the POTW

VALUES BELOW DETECTION LEVEL ARE CALCULATED AS 1/2 THE VALUE

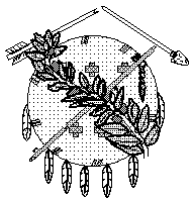
Note: Only table II values above MDL will be recorded

BDL Not detected above MDL

MDL Method Detection Limit

MDL Method Detection Limit

MDL EPA Region 6 Minimum Quantification Level (Analytical MDL should meet this criteria so that data can be used for Local Limit assessments and OPDES application data.)



City of Broken Arrow

Fact Sheet

File #: 16-1382, Version: 1

**Broken Arrow Municipal Authority
Meeting of: 12-06-2016**

To: Chairman and Authority Members
From: Department of Utilities
Title:

**Acknowledgement of submittal of the Broken Arrow Municipal
Authority's Water Supply Report for the month of October 2016**

Background:

In an effort to provide the Authority and the Public more information with respect to our community's water usage, the Utilities Department Staff has prepared a Total Water Supply Report that records total daily water usage, as well as monthly water volume delivered to the community.

Over the course of the first ten (10) months of the year, the Maximum Water Plant Production Day was 20.5 million gallons per day (MGD) recorded on June 22, 2016. The Average Day usage through the end of October is 12.6 MGD. Total water treated at the plant up to the end of October is 3,716.9 million gallons (MG). Total water purchased from Tulsa is 95.0 MG.

The new 61st Tulsa connection was turned on August 4, 2016, and this additional supply supplements the 41st Street connection. Water Treatment Plant staff turn on/off both Tulsa connections to meet system demand.

This report will be updated on a monthly basis. Staff recommends the Authority acknowledge submittal of the Report.

Cost: None

Prepared By: Anthony C. Daniel, Director of Utilities

Reviewed By: Utilities Department
Assistant City Manager-Operations
Legal Department

Approved By: Michael L. Spurgeon, City Manager

Attachments: Monthly Report

Recommendation:

Acknowledge submittal of the Water Supply Report for October 2016.

Total Water Usage - 2016

Day\Mon	Jan	Feb	Mar	Apr	May	Jun	Jul	Aug	Sep	Oct	Nov	Dec
1	8.4	9.7	8.6	9.3	9.9	10.8	18.0	16.9	12.4	13.5		
2	8.7	8.2	8.3	8.9	10.2	10.5	18.3	15.9	14.1	13.9		
3	8.8	8.5	8.0	10.3	9.7	10.1	13.9	17.4	13.3	15.1		
4	9.1	8.8	8.4	11.7	10.9	9.5	14.7	17.1	14.0	13.5		
5	8.6	8.8	9.2	11.7	11.4	11.4	15.0	16.8	16.0	12.7		
6	8.6	8.4	9.2	10.0	12.3	12.7	18.3	11.7	16.0	12.5		
7	8.4	8.7	9.2	12.3	13.1	11.8	16.4	14.7	16.6	13.7		
8	8.7	9.5	8.4	11.9	11.7	13.8	17.8	14.7	16.4	10.7		
9	8.3	9.5	8.3	11.2	10.5	15.2	18.2	12.5	13.2	12.5		
10	8.4	9.3	7.2	11.3	10.3	15.6	15.5	15.2	11.3	12.6		
11	9.0	8.8	8.5	10.3	12.5	15.6	18.8	14.9	13.4	12.8		
12	8.6	9.1	6.2	10.3	11.8	14.9	15.1	15.9	14.5	11.4		
13	8.8	8.7	7.3	10.1	12.8	15.7	17.9	15.4	13.6	13.0		
14	8.4	9.0	7.7	9.6	11.8	14.8	13.6	16.9	14.7	14.2		
15	6.9	9.7	8.8	11.3	12.2	17.3	11.2	15.3	12.8	12.1		
16	7.0	9.5	8.5	9.9	11.5	19.3	16.1	15.5	12.5	11.9		
17	9.3	10.6	9.1	9.9	9.6	19.4	15.8	17.7	13.4	12.9		
18	9.2	10.1	9.2	9.5	10.1	18.7	17.0	16.4	14.0	12.3		
19	9.2	9.7	7.4	7.9	10.0	16.5	16.4	15.9	15.2	11.4		
20	7.8	10.3	9.3	8.9	10.5	17.7	17.3	13.0	15.4	12.7		
21	9.0	10.3	9.7	8.9	9.5	19.1	16.4	15.2	16.1	12.3		
22	9.1	10.2	9.7	9.7	11.9	20.5	17.7	16.4	15.8	10.9		
23	8.4	8.3	9.5	10.0	10.3	19.6	17.9	15.8	15.1	12.9		
24	8.9	8.2	9.7	10.8	9.8	16.8	17.6	16.2	14.5	12.7		
25	9.4	8.4	9.9	10.9	9.7	16.2	17.3	18.4	13.1	12.2		
26	8.6	8.5	9.3	9.5	10.2	16.3	16.5	15.2	12.5	11.6		
27	8.3	8.7	9.4	9.5	10.0	17.7	15.6	17.0	13.3	10.4		
28	9.0	9.4	9.9	10.3	10.3	18.4	16.1	17.5	13.2	11.9		
29	8.8	9.4	10.3	8.8	10.2	18.4	15.3	17.4	14.1	11.9		
30	8.5		7.7	8.9	10.8	17.5	15.5	12.4	15.0	11.6		
31	9.4		8.7		10.4		14.3	13.3		11.7		
Mon. Total	267.6	266.3	270.6	303.6	335.9	471.8	505.5	484.6	425.5	385.5		

Plant Avg. Day	8.6	9.2	8.7	10.1	10.8	15.7	16.3	15.6	14.2	12.4
Monthly Purchase	2.0	0.0	2.4	0.9	0.0	4.9	35.8	43.2	1.5	4.4
Total Month	269.6	266.3	273.0	304.5	335.9	476.7	541.3	527.8	427.0	389.9
Total Avg. Day	8.7	9.2	8.8	10.1	10.8	15.9	17.5	17.0	14.2	12.6

Verdigris Finished Water (MG): 3,716.9

Plant Annual Max. Day (MGD): 20.5

Tulsa Purchase Water (MG) ⁽¹⁾: 95.0

Plant Annual Avg. Day (MGD): 12.2

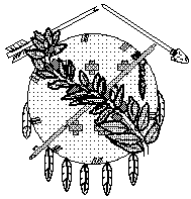
Total Finished Water (MG): 3,811.9

Plant Annual Min. Day (MGD): 6.2

Total System Annual Avg. Day (MGD): 12.5

Notes:

(1) Actual take is calculated from the billing records for the individual month.



City of Broken Arrow

Fact Sheet

File #: 16-1405, Version: 1

**Broken Arrow Municipal Authority
Meeting of: 12-06-16**

To: Chairman and Authority Members
From: Street and Stormwater Department
Title: Approval of bids received, award of the lowest responsible bid to Warren Cat for the purchase of a 13,700-16,000 pound Mini Excavator Caterpillar 305.5E2 for the Street and Stormwater Department

End

Background:

The Street and Stormwater Department has requested and sought bid for one 13,000-16,000 lb. mini excavator. Fourteen vendors were solicited to bid this min excavator, and a total of five bids were received. One of the five bids received failed to meet specifications. Warren Cat submitted a bid for a Caterpillar 305.5E2 mini excavator that met specifications. Base pricing and warranty information are reflected in the attached bid tabulation. The bid tabulation also includes all vendors submitting bids for this equipment.

Staff has reviewed the proposals and recommends awarding the lowest and the most advantageous bid to Warren Cat for the purchase of a 13,700-16,000 lb. Mini Excavator Caterpillar 305.5E2.

Funds for this purchase have been appropriated and are available in the Broken Arrow Municipal Authority (BAMA) fund in the amount of \$75,000. (Project No. 175305 Acct. No. 020-5305-438.70-03)

Staff recommends awarding the lowest responsible bid to Warren Cat.

Cost: \$68,792.00
Prepared By: Steve Arant, P.E., Director of Street and Stormwater
Reviewed By: Finance Department
Assistant City Manager
Legal Department
Approved By: Michael L. Spurgeon, City Manager

Attachments: Bid tabulation on bid 17.117

Recommendation:

Award the lowest responsible bid to Warren Cat for the purchase of a Caterpillar Mini Excavator.

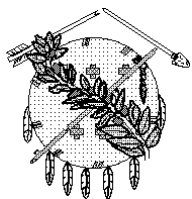
13700-16000 Lb. Mini Excavator

Bid# 17.117

Bid opening 11-02-16

Item	Central New Holland	Yellowhouse	Warren Cat	Darr Equipment	WhiteStar Machinery
Specification	New Holland E55B	John Deere 60G	Caterpillar 305.5E2	JCB 67C-1	Bobcat E-63
13700-16000 Lb. Mini Excavator	63,850.00	64,045.18	65,200.00	72,988.00	67,918.00
Options					
Auxiliary hyd. Circuit	0.00	0.00	0.00	0.00	1,583.22
Quick change system	n/a	3,400.00	0.00	4,525.00	0.00
Keyless start & stop	n/a	n/a	0.00	489.00	0.00
Angle dozer blade	n/a	3,675.00	2,237.00	4,525.00	n/a
Additional keys ea.	2.00	6.57	3.00	5.00	5.00
3 Foot bucket	1,585.00	1,188.79	1,352.00	1,300.00	1,151.40
3 foot bucket w/hydraulic thumb	4,385.00	2,908.70	0.00	1,300.00	0.00
Tinted windows	0.00	495.00	0.00	800.00	n/a
Total	69,822.00	75,719.24	68,792.00	85,932.00	70,657.62
Meet Specs.	No	Yes	Yes	Yes	Yes
Delivery	30 days	45 days	70 days	90 days	45 days
Warranty	1 yr	2yr/2K hour Powertrain & Hyd.	1yr	2yr/2k hour	1yr
Notes Account #020 5305 438 70 03 Project #175305 Budget amount \$ 75,000.00	Engine HP less than specified Weight of machine less than specified vendor does not offer options # 2, 3, 4,	(Option #3) Vendor does not offer keyless start and stop	Vendor offers all Options and added some extra options to consider. Low bid and most adventaegous to purchase	Vendor offers battery of a smaller size than specified Vendor offers all Options	(Option #4)Vendor does not offer Angle Dozer Blade (Option #8)Vendor does not offer tinted windows.

Bids sent to 14 vendors



City of Broken Arrow

Fact Sheet

File #: 16-848, Version: 1

FUND 020 BAMA	DATE DUE	VENDOR NO	VENDOR NAME	VOUCHER NO	I NVOI CE NO	ACCOUNT NO	AMOUNT
11/16/2015	9569		TW N C I T I E S R E A D Y M I X I N C	PI 5586	136356	020-5305-438.60-27 11/16/2015 TOTAL - CUMULATI VE TOTAL -	136.50 136.50 136.50
1/22/2016	5941		LOWES	PI 5587	02738	020-5400-434.60-23 1/22/2016 TOTAL - CUMULATI VE TOTAL -	7.38 7.38 143.88
8/04/2016	611		P R E C I S I O N F I T T I N G & G A U G E C O	PI 5047	5084511	020-5400-434.60-23 8/04/2016 TOTAL - CUMULATI VE TOTAL -	22.98 22.98 166.86
9/02/2016	327		HACH COMPANY	PI 5048	10091763	020-5405-434.60-34 9/02/2016 TOTAL - CUMULATI VE TOTAL -	331.23 331.23 498.09
9/10/2016	420		A P A C- C E N T R A L, I N C	PI 5221	7000911772	020-5400-434.60-27 9/10/2016 TOTAL - CUMULATI VE TOTAL -	202.71 202.71 700.80
9/19/2016	8679		H D S U P P L Y W A T E R W O R K S, L T D	PI 5548	G125676	020-0000-141.00-00 9/19/2016 TOTAL - CUMULATI VE TOTAL -	1,959.80 1,959.80 2,660.60
9/23/2016	8679		H D S U P P L Y W A T E R W O R K S, L T D	PI 5187 PI 5188 PI 5549	G162630 G162630 G147831	020-0000-141.00-00 020-0000-141.00-00 020-0000-141.00-00 9/23/2016 TOTAL - CUMULATI VE TOTAL -	568.51 425.00 7,600.20 8,593.71 11,254.31
9/30/2016	8679		H D S U P P L Y W A T E R W O R K S, L T D	PI 5189 PI 5550 PI 5551 PI 5552	G184175 G123848 G123848 G123848	020-0000-141.00-00 020-0000-141.00-00 020-0000-141.00-00 020-0000-141.00-00	176.00 636.02 348.66 1,917.30
9/30/2016	10653		L I G H T N I N G E L I M I N A T O R S	PI 5222	0005284	020-5405-434.70-17 9/30/2016 TOTAL - CUMULATI VE TOTAL -	4,713.65 7,791.63 19,045.94
10/04/2016	148		W A R R E N P O W E R & M A C H I N E R Y, I N C.	PI 5024	PS100610527	020-0000-141.00-00 10/04/2016 TOTAL - CUMULATI VE TOTAL -	133.20 133.20 19,179.14
10/06/2016	327		HACH COMPANY	PI 4906	10139410	020-5405-434.60-34	472.83
10/06/2016	6375		A T W O O D S D I S T R I B U T I N G	PI 5228	000976	020-5410-435.60-41 10/06/2016 TOTAL - CUMULATI VE TOTAL -	9.98 482.81 19,661.95
10/07/2016	6375		A T W O O D S D I S T R I B U T I N G	PI 5229	C24334	020-5305-438.60-10	100.00
10/07/2016	6478		F O R T I L I N E I N C	PI 5230	000977	020-5410-435.60-23	5.97
10/07/2016	8679		H D S U P P L Y W A T E R W O R K S, L T D	PI 5025 PI 5190	3770527 G211897	020-0000-141.00-00 020-0000-141.00-00	2,358.10 459.41

FUND 020 BAMA	DATE DUE	VENDOR NO	VENDOR NAME	VOUCHER NO	I NVOI CE NO	ACCOUNT NO	AMOUNT
				PI 5553	G209737	020-0000-141.00-00	38.74
				PI 5554	G209737	020-0000-141.00-00	1,411.20
10/07/2016	9971		TARCO I NDUSTRI ES I NC	PI 5504	47071	020-5120-437.60-24	317.95
						10/07/2016 TOTAL -	4,691.37
						CUMULATI VE TOTAL -	24,353.32
10/12/2016	6375		ATWOODS DI STRI BUTI NG	PI 5233	000981	020-5120-437.60-10	79.99
						10/12/2016 TOTAL -	79.99
						CUMULATI VE TOTAL -	24,433.31
10/14/2016	1530		I NDUSTRI AL WELDI NG & TOOLS SUP	PI 4883	33065443	020-0000-141.00-00	859.96
10/14/2016	8019		HDR, I NC	PI 5492	1200015241	020-5405-434.70-16	1,563.91
				PI 5494	1200015253	020-5415-435.70-16	7,163.60
				PI 5495	1200015255	020-5410-435.70-16	7,338.96
				PI 5496	1200015254	020-5410-435.70-16	7,338.96
10/14/2016	8679		HD SUPPLY WATERWORKS, LTD	PI 5026	G252479	020-0000-141.00-00	396.00
				PI 5191	G209711	020-0000-141.00-00	852.39
				PI 5192	G209711	020-0000-141.00-00	1,275.00
				PI 5193	G248280	020-0000-141.00-00	65.63
						10/14/2016 TOTAL -	26,854.41
						CUMULATI VE TOTAL -	51,287.72
10/16/2016	6375		ATWOODS DI STRI BUTI NG	PI 5235	C27739	020-5125-436.60-10	100.00
10/16/2016	7370		DEWBERRY ENGI NEERS I NC	PI 5499	1352883	020-5415-435.70-16	2,242.29
						10/16/2016 TOTAL -	2,342.29
						CUMULATI VE TOTAL -	53,630.01
10/18/2016	42		ARROW SAFE AND LOCK I NC	PI 4915	69455	020-5400-434.60-23	6.55
10/18/2016	8679		HD SUPPLY WATERWORKS, LTD	PI 4886	G284839	020-0000-141.00-00	166.00
				PI 4887	G284839	020-0000-141.00-00	790.86
						10/18/2016 TOTAL -	963.41
						CUMULATI VE TOTAL -	54,593.42
10/20/2016	327		HACH COMPANY	PI 4907	10160062	020-5405-434.60-34	488.45
10/20/2016	4474		SAFETY FIR ST SUPPLY COMPANY LL	PI 5555	16102594	020-0000-141.00-00	82.44
10/20/2016	6375		ATWOODS DI STRI BUTI NG	PI 5236	000984	020-5125-436.60-10	99.94
						10/20/2016 TOTAL -	670.83
						CUMULATI VE TOTAL -	55,264.25
10/21/2016	6375		ATWOODS DI STRI BUTI NG	PI 5238	000986	020-5125-436.60-10	79.99
10/21/2016	8679		HD SUPPLY WATERWORKS, LTD	PI 5194	G279169	020-0000-141.00-00	8,694.00
						10/21/2016 TOTAL -	8,773.99
						CUMULATI VE TOTAL -	64,038.24
10/22/2016	6375		ATWOODS DI STRI BUTI NG	PI 5239	C32392	020-5415-435.60-10	100.00
						10/22/2016 TOTAL -	100.00
						CUMULATI VE TOTAL -	64,138.24
10/24/2016	6375		ATWOODS DI STRI BUTI NG	PI 5240	000988	020-5305-438.70-15	139.42
10/24/2016	10077		GULBRANSEN TECHNOLOGI ES I NC	PI 5223	91025774	020-5405-434.60-34	10,735.88
				PI 5224	9102775	020-5405-434.60-34	10,759.78
						10/24/2016 TOTAL -	21,635.08
						CUMULATI VE TOTAL -	85,773.32

FUND 020 BAMA	DATE DUE	VENDOR NO	VENDOR NAME	VOUCHER NO	INVOICE NO	ACCOUNT NO.	AMOUNT
	10/25/2016	148	WARREN POWER & MACHINERY, INC.	PI 5591	PS100612939	020-5415-435.60-20	127.58
	10/25/2016	327	HACH COMPANY	PI 4908	10164305	020-5405-434.60-34	107.48
	10/25/2016	990	EDWARDS CANVAS	PI 4885	83668	020-0000-141.00-00	193.98
	10/25/2016	2227	HAYNES EQUIPMENT CO	PI 5065	8116452	020-5410-435.70-04	16,878.84
	10/25/2016	5941	LOWES	PI 4909	01274	020-5305-438.60-23	11.04
	10/25/2016	6375	ATWOODS DISTRIBUTING	PI 5242	000990	020-5305-438.60-10	99.94
						10/25/2016 TOTAL -	17,418.86
						CUMULATIVE TOTAL -	103,192.18
	10/26/2016	1249	MYERS TIRE SUPPLY INC	PI 4890	63013088	020-0000-141.00-00	42.44
	10/26/2016	6375	ATWOODS DISTRIBUTING	PI 5244	000991	020-5305-438.60-23	33.16
				PI 5245	000992	020-5415-435.60-10	179.99
				PI 5246	000992	020-5415-435.60-10	179.99
	10/26/2016	9569	TWIN CITIES READY MIX INC	PI 5056	135166	020-5305-438.60-27	179.00
						10/26/2016 TOTAL -	254.60
						CUMULATIVE TOTAL -	103,446.78
	10/27/2016	371	J & R EQUIPMENT LLC	PI 5366	32643	020-5415-435.60-23	10.87
				PI 5367	32643	020-5415-435.60-31	253.27
	10/27/2016	8679	HD SUPPLY WATERWORKS, LTD	PI 5195	G345233	020-0000-141.00-00	176.00
						10/27/2016 TOTAL -	88.14
						CUMULATIVE TOTAL -	103,534.92
	10/28/2016	341	HOIDALE CO INC	PI 4937	1033113	020-5130-437.40-55	1,649.10
	10/28/2016	1530	INDUSTRIAL WELDING & TOOLS SUP	PI 4884	33084903	020-0000-141.00-00	283.32
	10/28/2016	4997	HARRIS CORPORATION PSPC	PI 4889	93244304	020-0000-141.00-00	647.50
	10/28/2016	8679	HD SUPPLY WATERWORKS, LTD	PI 4888	G294292	020-0000-141.00-00	395.43
	10/28/2016	9892	GOODYEAR COMMERCIAL TIRE	PI 5350	2541006736	020-0000-141.00-00	629.44
	10/28/2016	10182	CONTROLLED FLUIDS INC.	PI 4929	139538	020-5405-434.60-45	768.27
	10/28/2016	10233	PETROLEUM TRADERS CORP	PI 5448	1067379	020-0000-141.00-00	12,111.30
	10/28/2016	10595	RJN GROUP	PI 5502	295304	020-5415-435.70-16	58,607.48
						10/28/2016 TOTAL -	75,091.84
						CUMULATIVE TOTAL -	178,626.76
	10/29/2016	420	APAC-CENTRAL, INC	PI 4918	7000931183	020-5305-438.60-80	148.80
				PI 4920	7000931477	020-5400-434.60-80	284.76
				PI 4921	7000931876	020-5305-438.60-80	122.00
				PI 4922	7000931886	020-5305-438.70-15	2,326.65
				PI 4923	7000931887	020-5305-438.70-15	779.85
				PI 4924	7000931888	020-5305-438.70-15	192.15
				PI 4925	7000931975	020-5305-438.60-80	161.60
						10/29/2016 TOTAL -	4,015.81
						CUMULATIVE TOTAL -	182,642.57
	10/30/2016	6626	REXEL	PI 4935	S115206301001	020-5405-434.60-18	1,896.00
						10/30/2016 TOTAL -	1,896.00
						CUMULATIVE TOTAL -	184,538.57
	10/31/2016	370	AIRGAS USA LLC	PI 5053	9056921922	020-5405-434.60-23	45.50
	10/31/2016	951	HOLLIDAY SAND & GRAVEL CO	PI 4917	349806	020-5400-434.60-80	297.19
	10/31/2016	5042	HIG FLAKE SUPPLY CO	PI 4911	0341813	020-5405-434.60-23	42.24

FUND	DATE DUE	VENDOR NO	VENDOR NAME	VOUCHER NO	INVOICE NO	ACCOUNT NO	AMOUNT
020 BAMA							
10/31/2016	9773		BARCO PUMP COMPANY	PI 4912	0341937	020-5405-434.60-23	664.24
				PI 5364	E015590K	020-5405-434.70-04	48,081.45
						10/31/2016 TOTAL -	49,130.62
						CUMULATIVE TOTAL -	233,669.19
11/01/2016	90		NAPA AUTO PARTS	PI 4892	850152	020-0000-141.00-00	29.74
				PI 4893	850152	020-0000-141.00-00	269.84
				PI 4894	850152	020-0000-141.00-00	19.92
				PI 4895	850152	020-0000-141.00-00	55.76
11/01/2016	240		GRAINGER	PI 5160	9268613545	020-5405-434.60-45	80.20
11/01/2016	255		SAFETY GLOVE INC	PI 5564	82096600	020-0000-141.00-00	188.59
11/01/2016	327		HACH COMPANY	PI 5073	10173987	020-5405-434.60-34	156.00
11/01/2016	452		GELICO UNIFORMS & SHOES INC	PI 5101	00197894	020-5125-436.60-10	98.99
11/01/2016	5941		LOWES	PI 4942	02822	020-5405-434.60-23	70.36
11/01/2016	9089		YELLOWHOUSE MACHINERY CO	PI 4891	192756	020-0000-141.00-00	284.29
11/01/2016	10393		MIDLAND PAPER COMPANY	PI 5031	00495933	020-0000-141.00-00	236.00
						11/01/2016 TOTAL -	1,489.69
						CUMULATIVE TOTAL -	235,158.88
11/02/2016	90		NAPA AUTO PARTS	PI 4968	850236	020-5120-437.60-23	52.21
				PI 4972	850279	020-5125-436.60-20	16.98
11/02/2016	206		FERGUSON PONTIAC GMC TRUCK	PI 5021	135462	020-5406-434.60-20	209.40
11/02/2016	240		GRAINGER	PI 5161	9269315405	020-5120-437.60-23	104.98
11/02/2016	370		AIRGAS USA LLC	PI 5075	9057009582	020-5405-434.60-23	45.50
11/02/2016	1581		MID CONTINENT CONCRETE CO	PI 5147	1528816	020-5400-434.60-27	81.00
11/02/2016	2499		STONE COMPUTER AND COPIER SUPP	PI 5020	66268	020-5406-434.60-03	483.84
11/02/2016	2810		VINER ENTERPRISES DBA	PI 5019	147425	020-5400-434.40-20	110.00
11/02/2016	3321		TRAFFIC PARTS INC	PI 5027	432554	020-0000-141.00-00	810.00
11/02/2016	5941		LOWES	PI 4943	01449	020-5305-438.70-15	64.80
				PI 4946	02109	020-5405-434.60-23	20.87
				PI 4948	02984	020-5400-434.60-23	7.54
				PI 4950	20916	020-5400-434.60-23	30.24
				PI 4951	56467	020-5305-438.70-15	378.10
11/02/2016	8679		HD SUPPLY WATERWORKS, LTD	PI 5028	G282269	020-0000-141.00-00	748.20
				PI 5029	G282269	020-0000-141.00-00	1,045.60
				PI 5035	G368543	020-0000-141.00-00	928.10
				PI 5560	G339901	020-0000-141.00-00	2,049.44
11/02/2016	10483		UTILITY TECHNOLOGY SERVICES INC	PI 5199	S102001805001	020-0000-141.00-00	450.00
						11/02/2016 TOTAL -	7,636.80
						CUMULATIVE TOTAL -	242,795.68
11/03/2016	71		BROKEN ARROW ELECTRIC SUPPLY I	PI 5154	S2107578001	020-5405-434.60-45	992.79
11/03/2016	90		NAPA AUTO PARTS	PI 4898	850367	020-0000-141.00-00	63.69
				PI 4899	850367	020-0000-141.00-00	219.84
				PI 4974	8501325	020-5400-434.60-20	27.10
				PI 4977	850333	020-5305-438.60-20	5.63
				PI 4978	850353	020-5400-434.60-20	2.47
				PI 4979	850365	020-5120-437.60-23	7.69
11/03/2016	141		CUMMINS SOUTHERN PLAINS	PI 5016	02739270	020-5125-436.40-20	4,387.11
11/03/2016	173		TULSA AUTO SPRING	PI 5012	00339936	020-5125-436.60-20	612.36
11/03/2016	179		TRANS CONTINENTAL SUPPLY INC	PI 5032	1023840	020-0000-141.00-00	149.76

FUND 020 BAMA	DATE DUE	VENDOR NO	VENDOR NAME	VOUCHER NO	INVOICE NO	ACCOUNT NO	AMOUNT
	11/03/2016	194	ELLIS CONST ACCESSORIES LTD	PI 5033	1023840	020-0000-141.00-00	81.00
	11/03/2016	204	FENSCO INC	PI 5158	199754	020-5305-438.70-15	156.06
	11/03/2016	370	AIRGAS USA LLC	PI 5022	48744	020-5305-438.70-15	2,370.50
	11/03/2016	377	KIMS INTERNATIONAL	PI 5258	9057065780	020-5120-437.60-23	28.21
	11/03/2016	890	B & M OIL COMPANY INC	PI 5001	0094256	020-5400-434.60-20	35.77
				PI 5038	0452803	020-0000-141.00-00	1,079.91
				PI 5162	0452801	020-5120-437.60-21	1,366.05
	11/03/2016	1059	SOUTHERN TIRE MART	PI 4897	45319787	020-0000-141.00-00	3,315.98
				PI 5167	45319757	020-5400-434.60-19	1,122.44
	11/03/2016	3719	AMUNDSEN COMMERCIAL KITCHENS	PI 5151	0126089	020-5410-435.60-18	1,990.23
	11/03/2016	5090	POTTERS INDUSTRIES LLC	PI 5037	91066767	020-0000-141.00-00	3,840.00
	11/03/2016	5936	CONTINENTAL BATTERY CO	PI 4896	15321103161527	020-0000-141.00-00	280.34
	11/03/2016	5941	LOWES	PI 4955	02288	020-5305-438.70-15	187.30
				PI 4958	20998	020-5415-435.60-23	13.45
	11/03/2016	8864	USA BLUEBOOK	PI 5339	102030	020-5410-435.60-34	622.36
	11/03/2016	9569	TWIN CITIES READY MIX INC	PI 5146	135614	020-5305-438.70-15	205.00
						11/03/2016 TOTAL -	23,163.04
						CUMULATIVE TOTAL -	265,958.72
	11/04/2016	35	A&N TRAILER PARTS INC	PI 4966	00283793	020-5120-437.60-24	61.24
	11/04/2016	37	ANCHOR STONE CO	PI 5013	162291209	020-5305-438.70-15	2,134.72
				PI 5014	162291309	020-5305-438.70-15	400.05
	11/04/2016	90	NAPA AUTO PARTS	PI 4900	850463	020-0000-141.00-00	12.16
				PI 4901	850463	020-0000-141.00-00	35.55
				PI 4980	850392	020-5205-419.60-20	17.83
	11/04/2016	101	WELDON PARTS TULSA	PI 5041	177843800	020-0000-141.00-00	55.51
	11/04/2016	232	GALLS LLC, ACCT# 12321345	PI 5204	BC0341422	020-0000-141.00-00	149.99
	11/04/2016	251	SHERWIN WILLIAMS CO	PI 5004	69536	020-5100-437.70-15	240.00
	11/04/2016	273	QUIKSERVICE STEEL YAFFE	PI 5176	191900	020-5120-437.60-23	75.70
	11/04/2016	377	KIMS INTERNATIONAL	PI 5137	0094278	020-5400-434.60-23	184.01
	11/04/2016	399	LOCKE SUPPLY COMPANY	PI 5132	2998228400	020-5400-434.60-23	19.10
	11/04/2016	515	T & W TIRE	PI 5351	5743035	020-0000-141.00-00	1,650.00
				PI 5352	5743013	020-0000-141.00-00	1,155.00
				PI 5415	5743035	020-5125-436.60-19	161.00
	11/04/2016	4748	UNIQUE TRUCK EQUIPMENT INC	PI 5040	70150A	020-0000-141.00-00	105.92
	11/04/2016	5941	LOWES	PI 4961	01833	020-5305-438.60-23	101.29
				PI 4962	02625/	020-5100-437.70-15	8.54
				PI 5076	02761	020-5405-434.60-23	28.22
				PI 5077	02779	020-5400-434.60-23	23.80
	11/04/2016	6452	TELEDYNE ISCO INC.	PI 5170	S020149094	020-5410-435.60-45	229.00
	11/04/2016	7296	CHRIS NIKEL CHRYSLER JEEP DODG	PI 5174	664683	020-5400-434.60-20	122.53
	11/04/2016	7304	BIG RED FASTENERS	PI 5036	142753	020-0000-141.00-00	637.00
	11/04/2016	8679	HD SUPPLY WATERWORKS, LTD	PI 5200	G353947	020-0000-141.00-00	351.60
				PI 5201	G353947	020-0000-141.00-00	506.70
				PI 5557	G195729	020-0000-141.00-00	1,190.40
	11/04/2016	9700	ADVANCED INDUSTRIAL SOLUTIONS	PI 5034	227859	020-0000-141.00-00	283.68
	11/04/2016	9822	MORTON SALT INC	PI 4940	5401176358	020-5405-434.60-34	5,351.96
	11/04/2016	10233	PETROLEUM TRADERS CORP	PI 5203	1070014	020-0000-141.00-00	10,845.81
	11/04/2016	10648	CALVARY SERVICES INC	PI 5703	1957	020-5405-434.70-17	1,200.00
						11/04/2016 TOTAL -	27,338.31
						CUMULATIVE TOTAL -	293,297.03

FUND 020 BAMA	DATE DUE	VENDOR NO	VENDOR NAME	VOUCHER NO	INVOICE NO	ACCOUNT NO	AMOUNT
	11/05/2016	238	GOODYEAR AUTO SERVICE CENTER	PI 5039	142291	020-0000-141.00-00	516.00
	11/05/2016	420	APAC-CENTRAL, INC	PI 5326	7000933066	020-5305-438.60-80	167.40
	11/05/2016	5941	LOWES	PI 4964	11862	020-5100-437.70-15	5.66
						11/05/2016 TOTAL -	689.06
						CUMULATIVE TOTAL -	293,986.09
	11/07/2016	8	BRENNTAG SOUTHWEST INC	PI 5319	BSW781648	020-5405-434.60-34	3,184.13
	11/07/2016	42	ARROW SAFE AND LOCK INC	PI 5006	69493	020-5415-435.60-23	61.65
				PI 5007	69494	020-5120-437.60-23	69.50
	11/07/2016	90	NAPA AUTO PARTS	PI 4989	850637	020-5400-434.60-20	6.29
				PI 4990	850654	020-5406-434.60-20	93.88
				PI 4993	850689	020-5400-434.60-20	26.97
				PI 5106	850721	020-5406-434.60-20	364.45
	11/07/2016	117	WAL MART STORE #0472	PI 5042	4423	020-0000-141.00-00	41.28
	11/07/2016	225	SUMMIT HOLDINGS	PI 5043	411125689	020-0000-141.00-00	396.04
	11/07/2016	273	QUIKSERVICE STEEL YAFFE	PI 5177	191947	020-5120-437.60-23	87.40
	11/07/2016	377	KIMS INTERNATIONAL	PI 5138	0094315	020-5400-434.60-20	70.64
	11/07/2016	399	LOCKE SUPPLY COMPANY	PI 5135	2999920900	020-5100-437.70-15	3.86
	11/07/2016	601	TETRA TECH INC	PI 5539	51113782	020-5410-435.70-16	4,000.00
	11/07/2016	1059	SOUTHERN TIRE MART	PI 5044	45320129	020-0000-141.00-00	1,318.50
	11/07/2016	5941	LOWES	PI 4965	02685	020-5120-437.60-23	34.19
				PI 5083	02609	020-5305-438.70-17	392.54
				PI 5086	11686	020-5400-434.60-23	2.83
	11/07/2016	7296	CHRIS NIKEL CHRYSLER JEEP DODG	PI 5175	664748	020-5400-434.60-20	18.19
	11/07/2016	8680	LUMS SALES & SERVICE	PI 5178	32435	020-5120-437.60-23	73.92
	11/07/2016	8770	CONTROL TECHNOLOGIES INC	PI 5196	0063189	020-0000-141.00-00	14,243.56
	11/07/2016	8846	DUNHAM S ASPHALT SERVICES, INC	PI 5148	245651	020-5305-438.60-80	123.58
						11/07/2016 TOTAL -	24,613.40
						CUMULATIVE TOTAL -	318,599.49
	11/08/2016	47	AUTOMATIC ENGINEERING INC	PI 5333	5379894	020-5410-435.60-45	3,669.60
	11/08/2016	71	BROKEN ARROW ELECTRIC SUPPLY I	PI 5251	S2111586001	020-5410-435.60-24	242.67
	11/08/2016	90	NAPA AUTO PARTS	PI 5045	850810	020-0000-141.00-00	39.70
				PI 5046	850810	020-0000-141.00-00	195.17
				PI 5107	850741	020-5120-437.60-24	20.64
				PI 5110	850814	020-5400-434.60-20	45.64
				PI 5111	850815	020-5406-434.60-20	245.85
	11/08/2016	225	SUMMIT HOLDINGS	PI 5180	411125660	020-5400-434.60-20	104.08
	11/08/2016	371	J & R EQUIPMENT LLC	PI 5330	32753	020-5305-438.60-20	787.25
				PI 5422	32758	020-5415-435.60-31	291.72
	11/08/2016	377	KIMS INTERNATIONAL	PI 5139	0094338	020-5305-438.60-20	98.94
	11/08/2016	416	MIDWEST BEARING & CHAIN CO	PI 5168	139865	020-5410-435.60-41	341.60
				PI 5169	139865	020-5410-435.60-45	402.52
	11/08/2016	5352	KEY EQUIPMENT & SUPPLY CO.	PI 5197	248183	020-0000-141.00-00	637.56
	11/08/2016	5941	LOWES	PI 5093	02871	020-5410-435.60-18	46.91
	11/08/2016	9892	GOODYEAR COMMERCIAL TIRE	PI 5182	2541006827	020-5305-438.60-19	115.60
						11/08/2016 TOTAL -	6,793.75
						CUMULATIVE TOTAL -	325,393.24
	11/09/2016	90	NAPA AUTO PARTS	PI 5113	850845	020-5125-436.60-20	48.00
				PI 5116	850890	020-5125-436.60-20	62.41

FUND 020 BAMA	DATE DUE	VENDOR NO	VENDOR NAME	VOUCHER NO	I NVOI CE NO	ACCOUNT NO	AMOUNT
				PI 5206	850923	020-0000-141.00-00	26.31
				PI 5207	850923	020-0000-141.00-00	41.82
				PI 5208	850923	020-0000-141.00-00	31.02
				PI 5209	850923	020-0000-141.00-00	173.61
11/09/2016		238	GOODYEAR AUTO SERVICE CENTER	PI 5100	142333	020-5406-434.60-20	60.00
11/09/2016		255	SAF T GLOVE INC	PI 5345	82166100	020-5120-437.60-10	188.59
11/09/2016		377	KI MS INTERNATI ONAL	PI 5140	0094357	020-5125-436.60-20	99.21
11/09/2016		452	GELCO UNI FORMS & SHOES INC	PI 5284	00198123	020-5130-437.60-10	100.00
11/09/2016		4358	MCNEILUS TRUCK & MFG., INC	PI 5184	3434664	020-5125-436.60-20	798.26
11/09/2016		5941	LOWES	PI 5096	01478	020-5120-437.60-23	8.75
				PI 5097	02135	020-5410-435.60-45	56.97
				PI 5098	02188/	020-5410-435.60-18	21.40
11/09/2016		8679	HD SUPPLY WATERWORKS, LTD	PI 5198	G274771	020-0000-141.00-00	3,135.00
				PI 5205	G406080	020-0000-141.00-00	84.00
11/09/2016		10095	SOUTHWEST CHEMI CAL SERVICE INC	PI 5474	106127	020-5405-434.60-34	5,015.25
11/09/2016		10233	PETROLEUM TRADERS CORP	PI 5353	1071356	020-0000-141.00-00	10,990.08
						11/09/2016 TOTAL -	20,940.68
						CUMULATI VE TOTAL -	346,333.92
11/10/2016		40	AVB	004058	OCT 2016	020-0503-415.50-28	377.57
11/10/2016		90	NAPA AUTO PARTS	PI 5118	850961	020-5120-437.60-23	36.49
				PI 5119	850986	020-5120-437.60-23	7.58
				PI 5120	850992	020-5120-437.60-23	5.24
				PI 5121	851001	020-5120-437.60-23	12.98
				PI 5211	851036	020-0000-141.00-00	15.08
				PI 5212	851036	020-0000-141.00-00	162.83
				PI 5213	851036	020-0000-141.00-00	58.33
				PI 5214	851036	020-0000-141.00-00	18.66
11/10/2016		159	DK MACHI NE INC	004065	10602	020-5406-434.40-28	428.00
11/10/2016		257	SAFETY KLEEN CORP	004119	7190526	020-5120-437.40-33	518.78
11/10/2016		307	OTA PI KEPASS CENTER	004080	20161091333	020-5120-437.50-03	3.05
				004081	20161091333	020-5125-436.50-03	832.54
				004082	20161091333	020-5200-419.50-03	19.10
				004083	20161091333	020-5205-419.50-03	.45
				004084	20161091333	020-5210-419.50-03	9.65
				004085	20161091333	020-5305-438.50-03	1.20
				004086	20161091333	020-5400-434.50-03	3.70
				004087	20161091333	020-5405-434.50-03	2.00
				004088	20161091333	020-5406-434.50-03	5.95
				004089	20161091333	020-5410-435.50-03	301.47
11/10/2016		370	AI RGAS USA LLC	PI 5371	90757296241	020-5130-437.60-21	45.50
				004104	9940405186	020-5120-437.40-33	114.62
				004105	9940405186	020-5115-437.40-33	33.92
				004106	9940405186	020-5130-437.40-33	20.28
				004107	9940405186	020-5305-438.40-33	33.92
				004108	9940405186	020-5400-434.40-33	21.21
				004109	9940405186	020-5410-435.40-33	20.28
11/10/2016		452	GELCO UNI FORMS & SHOES INC	PI 5285	00198152	020-5400-434.60-10	100.00
11/10/2016		1409	SMI TH FARM & GARDEN CO	PI 5186	752347	020-5400-434.60-20	56.93
11/10/2016		2529	PHOENI X RECYCLI NG	004092	11316BA	020-5120-437.50-86	49.50
11/10/2016		4997	HARRI S CORPORATI ON PSPC	PI 5202	93245340	020-0000-141.00-00	177.60

FUND 020 BAMA	DATE DUE	VENDOR NO	VENDOR NAME	VOUCHER NO	INVOICE NO	ACCOUNT NO	AMOUNT
	11/10/2016	5941	LOWES	PI 5269	02418	020-5415-435.60-23	14.98
	11/10/2016	6452	TELEDYNE I SCO INC.	PI 5344	S020149794	020-5410-435.60-34	237.30
	11/10/2016	6454	WASTE MANAGEMENT QUARRY LANDFI	004123	004631421858	020-5125-436.40-30	98.05
				004124	004640421857	020-5125-436.40-30	8,957.62
				004125	004632121853	020-5125-436.40-30	27,553.07
				004126	004641121852	020-5125-436.40-30	32,464.76
				004127	216102810068	020-5125-436.40-30	569.19
11/10/2016	8018		THE UPS STORE #3764	004093	0000011076	020-5130-437.50-39	10.20
				004094	0000011105	020-5130-437.50-39	58.21
				004095	0000011175	020-5130-437.50-39	47.89
				004096	0000011206	020-5130-437.50-39	10.80
				004097	0000011232	020-5130-437.50-39	21.79
				004098	0000011240	020-5130-437.50-39	39.33
				004099	0000011272	020-5130-437.50-39	76.95
11/10/2016	8019		HDR, INC	004067	1200015252	020-5405-434.30-87	591.95
11/10/2016	8165		ONLINE INFORMATION SERVICES	004071	745986	020-0503-415.50-28	564.66
11/10/2016	9315		CHEROKEE PRIDE CONST. INC.	004059	W013	020-5400-434.70-15	7,714.00
				004060	W015	020-5400-434.70-15	2,792.90
				004061	W018	020-5400-434.70-15	986.00
				004062	W016	020-5415-435.40-28	13,085.00
				004063	W014	020-5400-434.40-28	1,212.27
11/10/2016	9569		TWIN CITIES READY MIX INC	PI 5324	135980	020-5305-438.60-27	451.00
11/10/2016	9892		GOODYEAR COMMERCIAL TIRE	PI 5030	2541006853	020-0000-141.00-00	1,945.50
				PI 5153	2541006853	020-5125-436.60-19	59.88
11/10/2016	10081		MECHANICAL AIR SYSTEMS INC	004068	3087	020-5405-434.40-07	67.50
11/10/2016	10127		FUELMAN	004114	NP48888189	020-5305-438.60-23	2.50
11/10/2016	10137		WAGONER CO RRWD DISTRICT #4	004102	016	020-0503-415.50-28	150.00
11/10/2016	10214		TULSA'S GREEN COUNTRY STAFFING	004100	49538	020-5125-436.50-37	6,123.00
11/10/2016	10484		ER WATER & WELLNESS	PI 5651	2216	020-5405-434.60-45	1,200.00
11/10/2016	10615		TRIANGLE CONST & UTILITY LLC	PI 5413	#03	020-5415-435.70-15	9,870.43
				PI 5414	#03	020-5415-435.70-15	105,631.75
						11/10/2016 TOTAL -	206,362.03
						CUMULATIVE TOTAL -	552,695.95
11/11/2016	1059		SOUTHERN TIRE MART	PI 5215	45320661	020-0000-141.00-00	4,614.78
11/11/2016	8679		HD SUPPLY WATERWORKS, LTD	PI 5340	G388810	020-5400-434.60-38	248.70
				PI 5561	G375767	020-0000-141.00-00	865.75
11/11/2016	9561		RED WING SHOES	PI 5307	0000027273	020-5415-435.60-10	100.00
11/11/2016	10077		GULBRANSEN TECHNOLOGIES INC	PI 5691	91026080	020-5405-434.60-34	10,860.16
				PI 5692	91026081	020-5405-434.60-34	10,606.82
						11/11/2016 TOTAL -	27,296.21
						CUMULATIVE TOTAL -	579,992.16
11/14/2016	42		ARROW SAFE AND LOCK INC	PI 5318	69502	020-5406-434.60-23	5.00
11/14/2016	90		NAPA AUTO PARTS	PI 5218	851417	020-0000-141.00-00	25.76
				PI 5219	851417	020-0000-141.00-00	43.03
				PI 5220	851417	020-0000-141.00-00	151.83
				PI 5291	851399	020-5305-438.60-20	114.40
11/14/2016	120		CINTAS CORPORATION	PI 5322	5006453820	020-5305-438.60-23	106.52
11/14/2016	176		TI MMONS OIL COMPANY INC	PI 5210	W 02892	020-0000-141.00-00	357.00
11/14/2016	225		SUMMIT HOLDINGS	PI 5334	411125298	020-5305-438.60-20	249.95

FUND 020 BAMA	DATE DUE	VENDOR NO	VENDOR NAME	VOUCHER NO	INVOICE NO	ACCOUNT NO	AMOUNT
	11/14/2016	257	SAFETY KLEEN CORP	PI 5341	411125663	020-5125-436.60-20	77.14
	11/14/2016	328	HAJOCA TULSA 152	004182	71726211	020-5120-437.40-33	341.72
	11/14/2016	370	AI RGAS USA LLC	PI 5355	S011395461001	020-0000-141.00-00	477.80
	11/14/2016	574	SUNGARD PUBLIC SECTOR	PI 5511	9057387422	020-5115-437.60-23	58.24
	11/14/2016	1057	TULSA WORLD	004193	128199	020-0503-415.50-28	480.92
	11/14/2016	5904	ADDCO ELECTRIC INC.	004194	1012707	020-5130-437.50-05	177.12
	11/14/2016	5936	CONTINENTAL BATTERY CO	004140	10/31/16	020-5415-435.70-15	2,258.00
	11/14/2016	5941	LOWES	PI 5216	99971114161522	020-0000-141.00-00	516.42
				PI 5272	02232	020-5305-438.70-15	91.40
				PI 5273	02261	020-5405-434.60-23	83.51
	11/14/2016	9700	ADVANCED INDUSTRIAL SOLUTIONS	PI 5573	228040	020-0000-141.00-00	458.40
	11/14/2016	9784	EUROFINS EATON ANALYTICAL INC	004142	LO290381	020-5405-434.30-34	200.00
	11/14/2016	9892	GOODYEAR COMMERCIAL TIRE	PI 5217	2541006879	020-0000-141.00-00	358.92
				PI 5427	2541006877	020-5410-435.60-19	2,948.00
	11/14/2016	9916	WASTE ZERO INC	004201	26211	020-5125-436.60-25	25,670.40
	11/14/2016	10077	GULBRANSEN TECHNOLOGIES INC	PI 5609	91026140	020-5405-434.60-34	10,668.96
						11/14/2016 TOTAL -	45,920.44
						CUMULATIVE TOTAL -	625,912.60
11/15/2016		90	NAPA AUTO PARTS	PI 5296	851454	020-5305-438.60-20	6.81
				PI 5298	851468	020-5305-438.60-20	29.44
				PI 5302	851489	020-5305-438.60-20	150.74
				PI 5387	851504	020-5400-434.60-23	7.44
11/15/2016		241	GRAND RIVER DAM AUTHORITY	004286	40996	020-5405-434.50-94	394.99
11/15/2016		399	LOCKE SUPPLY COMPANY	PI 5314	3005561000	020-5410-435.60-45	79.80
11/15/2016		452	GELCO UNIFORMS & SHOES INC	PI 5383	00198273	020-5115-437.60-10	100.00
				PI 5384	00198274	020-5400-434.60-10	100.00
11/15/2016		4462	REGIONAL METROPOLITAN UTILITY	004290	404640	020-5410-435.40-45	93,577.50
11/15/2016		5042	H G FLAKE SUPPLY CO	PI 5281	3419371	020-5405-434.60-23	192.20
11/15/2016		5885	VANCE BROTHERS INC	PI 5701	24336	020-5305-438.60-80	124.95
11/15/2016		5941	LOWES	PI 5595	20991	020-5400-434.60-23	18.90
11/15/2016		8864	USA BLUEBOOK	PI 5661	111049	020-5410-435.60-34	179.68
11/15/2016		8997	AMERICAN MUNICIPAL SERVICES CO	004280	31881	020-0000-229.16-00	1,308.62
11/15/2016		9151	CLEAN THE UNIFORM CO OKLAHOMA	004230	50796419	020-5200-419.40-31	21.90
				004231	50796423	020-5115-437.40-31	48.70
				004232	50796425	020-5130-437.40-31	8.60
				004233	50796428	020-5120-437.40-33	29.00
				004234	50796889	020-5405-434.40-28	8.10
				004235	50796889	020-5405-434.40-31	66.48
				004249	50796880	020-5305-438.40-31	101.59
				004251	50796881	020-5305-438.40-33	2.60
				004253	50797523	020-5130-437.40-31	8.60
				004254	50797524	020-5120-437.40-31	102.39
				004255	50797525	020-5125-436.40-31	176.93
				004256	50797526	020-5100-437.40-33	12.00
				004258	50797526	020-1700-419.40-33	2.25
				004259	50797526	020-5120-437.40-33	25.00
				004261	50796421	020-5400-434.40-31	124.88
				004262	50796421	020-5406-434.40-31	48.78
				004263	50796422	020-5415-435.40-31	47.46
				004264	50796427	020-5125-436.40-31	177.18

FUND 020 BAMA	DATE DUE	VENDOR NO	VENDOR NAME	VOUCHER NO	INVOICE NO	ACCOUNT NO	AMOUNT
				004265	50797519	020-5400-434.40-31	124.88
				004266	50797519	020-5406-434.40-31	48.78
				004267	50797520	020-5415-435.40-31	47.46
				004268	50797521	020-5115-437.40-31	48.70
11/15/2016		9539	TULSA HEALTH DEPARTMENT	004291	30112	020-5400-434.30-34	8,571.00
11/15/2016		9569	TWIN CITIES READY MIX INC	PI 5325	136271	020-5305-438.70-15	2,132.00
11/15/2016		9892	GOODYEAR COMMERCIAL TIRE	PI 5356	2541006894	020-0000-141.00-00	271.06
11/15/2016		9923	MILTY'S BOYS SEPTIC	004289	1086	020-5405-434.40-28	750.00
11/15/2016		10407	ALLIANCE MAINTENANCE INC	004277	87126	020-1700-419.40-28	1,415.00
						11/15/2016 TOTAL -	110,692.39
						CUMULATIVE TOTAL -	736,604.99
11/16/2016		90	NAPA AUTO PARTS	PI 5358	851559	020-0000-141.00-00	102.02
				PI 5390	851575	020-5125-436.60-20	8.79
				PI 5391	851593	020-5305-438.60-20	1.35
				PI 5451	851628	020-0000-141.00-00	69.83
				PI 5452	851628	020-0000-141.00-00	112.14
				PI 5453	851628	020-0000-141.00-00	15.60
				PI 5528	851607	020-5400-434.60-23	35.02
				PI 5612	851569	020-5125-436.60-20	183.34
11/16/2016		377	KIMS INTERNATIONAL	PI 5409	0094483	020-5125-436.60-20	10.91
11/16/2016		399	LOCKE SUPPLY COMPANY	PI 5404	02924	020-5100-437.70-15	9.08
				PI 5405	02924	020-5100-437.70-15	9.08
11/16/2016		452	GELICO UNIFORMS & SHOES INC	PI 5526	00198308	020-5125-436.60-10	100.00
				PI 5527	00198309	020-5305-438.60-10	100.00
11/16/2016		1059	SOUTHERN TIRE MART	PI 5354	45320890	020-0000-141.00-00	3,340.00
				PI 5428	45320890	020-5125-436.60-19	480.00
11/16/2016		5042	H G FLAKE SUPPLY CO	PI 5525	0341943	020-5405-434.60-23	292.79
11/16/2016		5371	PREMIER TRUCK GROUP	PI 5432	125181790	020-5125-436.60-20	137.42
11/16/2016		5936	CONTINENTAL BATTERY CO	PI 5357	10931116160927	020-0000-141.00-00	155.92
				PI 5449	15321116161503	020-0000-141.00-00	166.46
11/16/2016		5941	LOWES	PI 5280	12213	020-5406-434.60-23	90.22
				PI 5374	02924	020-5100-437.70-15	9.08
				PI 5684	02940	020-5305-438.60-23	16.48
11/16/2016		7497	JPMORGAN CHASE BANK N A	004307	1097831	020-0503-415.50-28	1,294.04
11/16/2016		8679	HD SUPPLY WATERWORKS, LTD	PI 5540	G351087	020-5406-434.70-04	90,106.00
11/16/2016		8919	BRI NK'S INCORPORATED	004304	1635372	020-0503-415.50-28	465.99
11/16/2016		9706	WATER TECH INC	PI 5535	54889	020-5410-435.60-34	4,586.16
11/16/2016		9892	GOODYEAR COMMERCIAL TIRE	PI 5431	2541006897	020-5305-438.60-19	271.06
						11/16/2016 TOTAL -	101,190.62
						CUMULATIVE TOTAL -	837,795.61
11/17/2016		42	ARROW SAFE AND LOCK INC	PI 5411	69510	020-5305-438.60-23	5.85
11/17/2016		47	AUTOMATIC ENGINEERING INC	PI 5652	5380497	020-5410-435.60-45	2,166.29
11/17/2016		71	BROKEN ARROW ELECTRIC SUPPLY I	PI 5509	S2119028001	020-5410-435.60-41	38.76
11/17/2016		90	NAPA AUTO PARTS	PI 5359	851757	020-0000-141.00-00	39.70
				PI 5360	851757	020-0000-141.00-00	44.61
				PI 5395	851706	020-5305-438.60-20	6.81
				PI 5397	851713	020-5415-435.60-20	7.99
				PI 5401	851747	020-5120-437.60-23	11.11
11/17/2016		92	WHITE STAR MACHINERY & SUPPLY	004325	07147546	020-5305-438.70-15	711.74

FUND 020 BAMA	DATE DUE	VENDOR NO	VENDOR NAME	VOUCHER NO	INVOICE NO	ACCOUNT NO	AMOUNT
11/17/2016	349		RI CH MI X PRODUCTS DBA QUI KRETE	PI 5569	14338322	020-0000-141.00-00	501.63
11/17/2016	452		GELCO UNI FORMS & SHOES INC	PI 5666	00198341	020-5415-435.60-10	206.97
11/17/2016	545		OKLAHOMA ONE CALL SYSTEM	004333	2017M0143	020-5400-434.30-85	3,622.50
11/17/2016	808		BAUMAN INSTRUMENT CORP	004326	27466	020-5405-434.40-55	832.00
				004327	27465	020-5405-434.40-29	400.00
11/17/2016	5941		LOWES	PI 5377	02224	020-5120-437.60-23	5.21
				PI 5380	09442	020-5100-437.60-18	3.22
				PI 5381	19511	020-5415-435.60-23	61.71
11/17/2016	7370		DEWBERRY ENGINEERS INC	PI 5506	1362107	020-5415-435.70-16	1,360.00
11/17/2016	9151		CLEAN THE UNIFORM CO OKLAHOMA	004346	50797518	020-5200-419.40-31	21.90
				004351	50797958	020-5305-438.40-31	101.65
				004353	50797959	020-5305-438.40-33	2.60
				004355	50797965	020-5405-434.40-31	66.48
				004356	50798579	020-5100-437.40-33	4.00
				004357	50796420	020-5100-437.40-33	4.00
				004358	50798578	020-5200-419.40-31	21.90
				004359	50798580	020-5406-434.40-31	48.78
				004360	50798581	020-5415-435.40-31	46.96
				004361	50798584	020-5130-437.40-31	8.60
				004362	50798585	020-5120-437.40-31	102.39
				004363	50798587	020-5120-437.40-33	29.00
				004364	50798580	020-5400-434.40-31	124.88
11/17/2016	9539		TULSA HEALTH DEPARTMENT	004335	30080	020-5405-434.30-34	148.00
11/17/2016	9700		ADVANCED INDUSTRIAL SOLUTIONS	PI 5574	228040BO	020-0000-141.00-00	455.40
11/17/2016	10214		TULSA'S GREEN COUNTRY STAFFING	004324	49705	020-5125-436.50-37	6,091.80
11/17/2016	10485		SUPERIOR OUTDOOR SERVICES LLC	004334	1154	020-5305-438.40-28	1,211.00
11/17/2016	10500		J & J BOWERS LAWN CARE LLC	004329	111416	020-5305-438.40-28	400.00
						11/17/2016 TOTAL -	18,915.44
						CUMULATIVE TOTAL -	856,711.05
11/18/2016	90		NAPA AUTO PARTS	PI 5436	851847	020-0000-141.00-00	53.94
				PI 5437	851847	020-0000-141.00-00	9.08
				PI 5462	851853	020-5120-437.60-23	13.38
11/18/2016	240		GRAINGER	PI 5662	9285007069	020-5120-437.60-23	142.02
11/18/2016	371		J & R EQUIPMENT LLC	PI 5423	32829	020-5415-435.60-31	52.01
11/18/2016	625		FASTENAL COMPANY	PI 5510	OKTU723951	020-5405-434.60-18	183.76
11/18/2016	5941		LOWES	PI 5459	02562	020-5415-435.60-23	9.48
				PI 5518	01133	020-5405-434.60-45	47.50
				PI 5520	02533	020-5400-434.60-23	11.94
11/18/2016	6478		FORTILINE INC	PI 5565	3801210	020-0000-141.00-00	10.00
				PI 5566	3798387	020-0000-141.00-00	623.44
				PI 5576	3805593	020-0000-141.00-00	1,597.06
11/18/2016	8679		HD SUPPLY WATERWORKS, LTD	PI 5556	G248272	020-0000-141.00-00	919.80
				PI 5558	G388267	020-0000-141.00-00	919.80
				PI 5562	G425660	020-0000-141.00-00	423.84
11/18/2016	9213		HITCH IT TRAILERS, PARTS, SERV	PI 5475	9758	020-5305-438.60-20	51.49
				PI 5476	9758	020-5305-438.70-04	6,000.00
						11/18/2016 TOTAL -	10,964.52
						CUMULATIVE TOTAL -	867,675.57
11/19/2016	420		APAC-CENTRAL, INC	PI 5645	7000938631	020-5305-438.60-80	567.20
						11/19/2016 TOTAL -	567.20
						CUMULATIVE TOTAL -	868,242.77

FUND	020 BAMA	DATE DUE	VENDOR NO	VENDOR NAME	VOUCHER NO	INVOICE NO	ACCOUNT NO	AMOUNT
11/21/2016		8		BRENN TAG SOUTHWEST INC	PI 5639	BSW785733	020-5405-434.60-34	1,728.00
11/21/2016		37		ANCHOR STONE CO	004371	162211009	020-5415-435.70-15	1,584.93
					004372	162270409	020-5415-435.70-15	1,375.76
					004373	162270309	020-5415-435.70-15	1,081.64
					004374	162318709	020-5415-435.70-15	4,489.27
11/21/2016		42		ARROW SAFE AND LOCK INC	PI 5534	69516	020-5405-434.60-23	47.60
11/21/2016		117		WAL MART STORE #0472	PI 5450	3671	020-0000-141.00-00	8.80
11/21/2016		181		GNC CONCRETE PRODUCTS INC	004375	68658	020-5415-435.70-15	939.55
					004376	68699	020-5415-435.70-15	399.28
11/21/2016		225		SUMMIT HOLDINGS	PI 5445	411126587	020-0000-141.00-00	222.57
					PI 5675	411205019C	020-5125-436.60-20	98.77
11/21/2016		240		GRAINGER	PI 5663	9285847449	020-5120-437.60-24	540.18
11/21/2016		377		KIMS INTERNATIONAL	PI 5470	0094567	020-5305-438.60-20	96.87
11/21/2016		452		GELICO UNIFORMS & SHOES INC	PI 5611	00198423	020-5305-438.60-10	100.00
11/21/2016		5936		CONTINENTAL BATTERY CO	PI 5485	15321121161119	020-5120-437.60-20	44.28
11/21/2016		5941		LOWES	PI 5521	02402	020-5410-435.60-23	35.10
					PI 5522	02450	020-5405-434.60-23	235.60
					PI 5523	02495/	020-5410-435.60-23	45.52
					PI 5524	12578	020-5415-435.60-23	62.35
11/21/2016		9700		ADVANCED INDUSTRIAL SOLUTIONS	PI 5438	228201	020-0000-141.00-00	234.00
					PI 5439	228201	020-0000-141.00-00	96.00
					PI 5440	228201	020-0000-141.00-00	358.80
11/21/2016		9784		EUROFINS EATON ANALYTICAL INC	PI 5538	S266509	020-5415-435.30-34	450.00
11/21/2016		9876		LONE STAR SAFETY & SUPPLY INC	PI 5653	D268008	020-5125-436.60-10	737.89
11/21/2016		9892		GOODYEAR COMMERCIAL TIRE	PI 5435	2541006937	020-0000-141.00-00	3,564.00
					PI 5477	2541006937	020-5125-436.60-19	59.88
					PI 5489	2541006935	020-5305-438.60-19	248.85
11/21/2016		10233		PETROLEUM TRADERS CORP	PI 5577	1075074	020-0000-141.00-00	10,762.31
11/21/2016		10393		MIDLAND PAPER COMPANY	PI 5575	00509170	020-0000-141.00-00	236.00
							11/21/2016 TOTAL -	29,883.80
							CUMULATIVE TOTAL -	898,126.57
11/22/2016		90		NAPA AUTO PARTS	PI 5441	852046	020-0000-141.00-00	139.09
					PI 5442	852046	020-0000-141.00-00	55.40
					PI 5443	852046	020-0000-141.00-00	2.60
					PI 5444	852046	020-0000-141.00-00	9.53
					PI 5579	852170	020-0000-141.00-00	31.24
					PI 5580	852170	020-0000-141.00-00	14.73
					PI 5617	852178	020-5120-437.60-19	81.00
11/22/2016		225		SUMMIT HOLDINGS	PI 5446	411126625	020-0000-141.00-00	1,675.13
11/22/2016		372		J R WINC	004429	070700577	020-0503-415.40-55	641.00
11/22/2016		3694		ARROW EXTERMINATORS INC	004399	496442	020-5305-438.40-07	32.50
					004401	496446	020-5100-437.40-07	65.00
					004402	494733	020-5100-437.40-07	105.00
11/22/2016		5936		CONTINENTAL BATTERY CO	PI 5447	15321122161112	020-0000-141.00-00	225.75
11/22/2016		5941		LOWES	PI 5600	01772	020-5305-438.60-23	38.32
					PI 5602	02766	020-5305-438.70-15	51.19
					PI 5603	02798/	020-5305-438.70-15	28.89
					PI 5604	02808-	020-5305-438.70-15	8.52-
					PI 5605	02809	020-5305-438.70-15	5.30
11/22/2016		7367		BOKF N. A.	004423	600814222	020-0503-415.50-28	3,241.22

FUND 020 BAMA	DATE DUE	VENDOR NO	VENDOR NAME	VOUCHER NO	INVOICE NO	ACCOUNT NO	AMOUNT
11/22/2016	8679		HD SUPPLY WATERWORKS, LTD	PI 5567	G422064	020-0000-141.00-00	462.00
				PI 5568	G422064	020-0000-141.00-00	1,138.32
				PI 5570	G422404	020-0000-141.00-00	7,522.00
				PI 5571	G422404	020-0000-141.00-00	5,303.20
11/22/2016	9151		CLEAN THE UNIFORM CO OKLAHOMA	004384	50798586	020-5125-436.40-31	176.93
				004395	50797966	020-5410-435.40-31	35.95
				004396	50797967	020-5410-435.40-28	4.00
				004397	50796890	020-5410-435.40-31	35.95
11/22/2016	9569		TWIN CITIES READY MIX INC	PI 5643	136695	020-5305-438.60-27	358.75
11/22/2016	10214		TULSA'S GREEN COUNTRY STAFFING	004448	49875	020-5125-436.50-37	3,907.80
11/22/2016	10233		PETROLEUM TRADERS CORP	PI 5578	1075577	020-0000-141.00-00	12,139.51
						11/22/2016 TOTAL -	37,518.78
						CUMULATIVE TOTAL -	935,645.35
11/23/2016	90		NAPA AUTO PARTS	PI 5583	852258	020-0000-141.00-00	112.74
				PI 5584	852258	020-0000-141.00-00	7.40
				PI 5585	852258	020-0000-141.00-00	98.72
				PI 5619	852197	020-5120-437.60-19	29.70
				PI 5624	852235	020-5125-436.60-20	183.34
11/23/2016	120		CINTAS CORPORATION	PI 5640	5006543895	020-5120-437.60-23	71.33
				PI 5641	5006543895	020-5130-437.60-23	54.45
				PI 5642	5006543896	020-5100-437.60-23	137.50
11/23/2016	225		SUMMIT HOLDINGS	PI 5581	411126739	020-0000-141.00-00	150.00
11/23/2016	243		GRAYBAR ELECTRIC CO INC	PI 5559	988534856	020-0000-141.00-00	1,471.50
11/23/2016	611		PRECISION FITTING & GAUGE CO	PI 5710	5093008	020-5410-435.60-45	436.01
11/23/2016	6822		TULSA WNNELSON COMPANY	PI 5635	66286401	020-5100-437.60-18	38.83
11/23/2016	8679		HD SUPPLY WATERWORKS, LTD	PI 5563	G368291	020-0000-141.00-00	25,220.00
				PI 5572	G422354	020-0000-141.00-00	208.92
11/23/2016	9151		CLEAN THE UNIFORM CO OKLAHOMA	004472	50799657	020-5200-419.40-31	21.90
				004473	50799662	020-5130-437.40-31	8.60
				004474	50799663	020-5120-437.40-31	102.39
				004475	50799664	020-5125-436.40-31	176.93
				004476	50799665	020-5100-437.40-33	18.00
				004477	50799665	020-5120-437.40-33	25.00
				004478	50799034	020-5405-434.40-31	66.48
				004479	50799036	020-5405-434.40-28	8.10
11/23/2016	9822		MORTON SALT INC	PI 5594	5401192209	020-5405-434.60-34	5,472.72
11/23/2016	10476		TEXAS PROCESS EQUIPMENT	PI 5649	333148	020-5405-434.60-45	2,027.09
						11/23/2016 TOTAL -	35,703.31
						CUMULATIVE TOTAL -	971,348.66
11/28/2016	90		NAPA AUTO PARTS	PI 5627	852499	020-5410-435.60-21	58.62
				PI 5629	852514	020-5120-437.60-23	26.22
				PI 5679	852559	020-0000-141.00-00	44.38
				PI 5680	852559	020-0000-141.00-00	18.32
				PI 5681	852559	020-0000-141.00-00	40.60
				PI 5693	852610	020-5410-435.60-20	340.37
11/28/2016	92		WHITE STAR MACHINERY & SUPPLY	PI 5713	07148830	020-5400-434.60-20	118.91
11/28/2016	206		FERGUSON PONTIAC GMC TRUCK	PI 5678	135665	020-5415-435.60-20	123.80
11/28/2016	399		LOCKE SUPPLY COMPANY	PI 5697	3014807000	020-5410-435.60-18	5.83
				PI 5698	3014836000	020-5410-435.60-18	2.55

FUND 020 BAMA	DATE DUE	VENDOR NO	VENDOR NAME	VOUCHER NO	INVOICE NO	ACCOUNT NO	AMOUNT
	11/28/2016	808	BAUMAN INSTRUMENT CORP	PI 5699	3014956200	020-5410-435.60-18	8.18
	11/28/2016	1057	TULSA WORLD	PI 5709	27470	020-5405-434.60-45	1,449.25
	11/28/2016	1059	SOUTHERN TIRE MART	004555	2918050928	020-5100-437.70-15	236.16
	11/28/2016	2227	HAYNES EQUIPMENT CO	PI 5582	45322237	020-0000-141.00-00	1,354.46
				004537	8116487	020-5410-435.40-29	56.95
				004538	8116488	020-5410-435.40-29	84.20
	11/28/2016	3911	YORK ELECTRONICS SYSTEMS INC	004561	63705	020-5410-435.40-07	461.20
	11/28/2016	5060	NICKS TREE SERVICE INC	004543	2161	020-5410-435.40-28	5,000.00
	11/28/2016	5410	UNITED RENTALS, INC	PI 5665	142471883001	020-5400-434.60-20	299.00
				004557	141128070001	020-5410-435.40-32	2,102.88
	11/28/2016	5941	LOWES	PI 5608	13670	020-5405-434.60-23	108.66
				PI 5687	01704	020-5305-438.60-23	7.44
	11/28/2016	6454	WASTE MANAGEMENT QUARRY LANDFILL	004520	216155210067	020-5125-436.40-30	317.86
				004559	004639621855	020-5410-435.40-30	5,524.70
	11/28/2016	6776	SODER MECHANICAL INC	004548	58550	020-5410-435.40-07	889.00
	11/28/2016	8396	AMERICAN ENVIRONMENTAL LANDFILL	004522	7188	020-5410-435.40-30	990.92
	11/28/2016	9151	CLEAN THE UNIFORM CO OKLAHOMA	004563	50798582	020-5115-437.40-31	48.70
				004569	50799037	020-5410-435.40-31	35.95
				004571	50799027	020-5305-438.40-31	104.95
				004573	50799028	020-5305-438.40-33	2.60
	11/28/2016	9161	EVOQUA WATER TECHNOLOGIES LLC	004534	902846292	020-5410-435.30-34	173.72
	11/28/2016	9790	IDT PAYMENT SERVICES	004639	5072996	020-1700-419.50-89	4,369.75
	11/28/2016	10428	ANA-LAB CORP	004523	K0383763	020-5410-435.30-34	2,508.00
	11/28/2016	10611	BENCHMARK LAWN MAINTENANCE LLC	004491	202300	020-5305-438.40-28	1,605.00
				004492	202301	020-5305-438.40-28	40.00
	11/28/2016	10690	CONTROLLING AUTOMATION LLC	004529	1005	020-5410-435.40-28	328.00
						11/28/2016 TOTAL -	28,887.13
						CUMULATIVE TOTAL -	1,000,235.79
	11/29/2016	891	STOREY WRECKER	004617	444334	020-5305-438.40-20	153.77
				004618	444332	020-5125-436.40-20	124.40
				004619	441795	020-5125-436.40-20	156.00
	11/29/2016	2673	ACCURATE ENVIRONMENTAL LABS	004601	6K10031	020-5405-434.30-34	105.00
	11/29/2016	3964	THE ARROW GROUP	004621	28186	020-1700-419.50-76	1,783.00
				004623	28187	020-1700-419.50-76	126.00
				004625	27965	020-1700-419.50-76	126.00
				004627	27964	020-1700-419.50-76	1,783.00
	11/29/2016	4523	CENTRAL TECH	004604	177153	020-5405-434.30-11	350.00
	11/29/2016	9151	CLEAN THE UNIFORM CO OKLAHOMA	004596	50799660	020-5115-437.40-31	48.70
				004646	50799658	020-5400-434.40-31	123.63
				004647	50799658	020-5406-434.40-31	49.78
				004648	50799659	020-5415-435.40-31	46.96
				004649	50800098	020-5405-434.40-31	67.94
						11/29/2016 TOTAL -	5,044.18
						CUMULATIVE TOTAL -	1,005,279.97
	12/01/2016	4560	POSTMASTER	004667	313	020-0503-415.50-39	215.00
	12/01/2016	8260	DATAPROSE INC	004665	DP1603026	020-0503-415.50-28	11,275.61
				004666	DP1603026	020-0503-415.50-39	21,122.16
	12/01/2016	9151	CLEAN THE UNIFORM CO OKLAHOMA	004675	50800091	020-5305-438.40-31	104.95
				004677	50800092	020-5305-438.40-33	2.60

FUND	020 BAMA	DATE DUE	VENDOR NO	VENDOR NAME	VOUCHER NO	I NVOI CE NO	ACCOUNT NO	AMOUNT
12/01/2016		10137		WAGONER CO RRWD DI STRI CT #4	004672	17	020-0503-415.50-28	150.00
12/01/2016		10214		TULSA' S GREEN COUNTRY STAFFI NG	004671	50037	020-5125-436.50-37	6,045.00
							12/01/2016 TOTAL -	38,915.32
							CUMULATI VE TOTAL -	1,044,195.29
12/06/2016		113		WAGONER COUNTY RURAL WATER #4	000305	68500	020-5415-435.50-23	13.30
12/06/2016		229		AT&T	004130	10534843224	020-1700-419.50-22	16.29
12/06/2016		309		OKLAHOMA NATURAL GAS CO	000025	220544536	020-5415-435.50-24	26.58
					000026	253747127	020-5415-435.50-24	65.89
					000027	254035382	020-5415-435.50-24	28.53
					000111	253867927	020-5415-435.50-24	24.61
					000572	257659209	020-5415-435.50-24	42.28
					000573	257659209	020-5415-435.50-24	.64
					004047	110016445	020-5100-437.50-24	123.78
					004139	114920245	020-5415-435.50-24	22.70
					004581	253868218	020-5415-435.50-24	41.85
					004587	178921936	020-1700-419.50-24	53.60
					004589	178922373	020-1700-419.50-24	58.15
					004593	219682564	020-5100-437.50-24	112.68
					006136	179009782	020-5120-437.50-24	116.55
					007441	253868100	020-5415-435.50-24	41.68
					007447	111356527	020-5305-438.50-24	55.43
					008238	253747127	020-5415-435.50-24	.62
					008239	254035382	020-5415-435.50-24	.42
					008240	220544536	020-5415-435.50-24	.10
12/06/2016		442		AMERI CAN ELECTRI C POWER	000034	9509512540	020-5400-434.50-25	57.00
					000035	9520400250	020-5400-434.50-25	57.27
					000036	9529037750	020-5400-434.50-25	265.46
					000037	9535827230	020-5400-434.50-25	804.20
					000038	9525157130	020-5400-434.50-25	65.85
					000039	9572008130	020-5400-434.50-25	140.81
					000040	9579897130	020-5400-434.50-25	55.78
					000041	9579957130	020-5400-434.50-25	53.56
					000683	9588213380	020-5405-434.50-25	37,420.64
					004575	9521969410	020-5305-438.50-25	120.45
					004576	9562295260	020-5305-438.50-25	84.55
					004577	9568940540	020-5305-438.50-25	143.68
					005109	9553052871	020-5405-434.50-25	10,497.89
					007449	9525931030	020-1700-419.50-25	805.05
12/06/2016		888		PREFERRED BUSI NESS SYSTEMS	004205	178239	020-5410-435.40-55	55.70
					004206	178239	020-5130-437.40-55	21.69
					004208	178239	020-5100-437.40-55	10.69
					004209	178239	020-5120-437.40-55	8.63
					004210	178239	020-5205-419.40-55	269.85
					004216	178239	020-0503-415.40-55	46.06
					004217	178239	020-5400-434.40-55	13.76
					004223	178239	020-5405-434.40-55	8.64
					004224	178239	020-5406-434.40-55	13.47
					005134	072053	020-5130-437.40-33	90.42
					005135	072053	020-5100-437.40-33	90.42
					005136	072053	020-5120-437.40-33	35.75

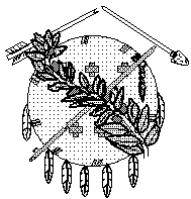
FUND	020 BAMA	DATE DUE	VENDOR NO	VENDOR NAME	VOUCHER NO	INVOICE NO	ACCOUNT NO	AMOUNT
					005142	072053	020-0503-415.40-33	90.42
					005144	072029	020-5205-419.40-33	205.00
					005151	072000	020-5406-434.40-33	134.00
					005152	071932	020-5405-434.40-33	191.85
12/06/2016			1307	CITY OF TULSA UTILITIES	004131	106611106	020-5405-434.40-93	107.45
					004132	106727183	020-5405-434.40-93	2,648.10
					004133	108291766	020-5405-434.40-93	12,869.37
12/06/2016			6347	COX COMMUNICATIONS	004137	066320601	020-1700-419.50-22	472.34
12/06/2016			7724	WINDSTREAM	000307	4513524	020-5415-435.50-22	79.88
					000308	3572491	020-5405-434.50-22	82.11
					001766	2598040	020-5100-437.50-22	183.93
					004169	2598272	020-5100-437.50-22	277.49
					004171	0351000560	020-5405-434.50-22	275.68
					004172	2513145	020-5405-434.50-22	37.26
					004173	4554762	020-5410-435.50-22	189.26
					004174	2501858	020-5410-435.50-22	42.35
					004175	3558751	020-5415-435.50-22	37.26
					004176	3554226	020-5415-435.50-22	37.26
					004177	3572456	020-5415-435.50-22	37.26
					004178	3572503	020-5415-435.50-22	37.26
12/06/2016			7782	TIGER, INC.	003472	1100164	020-5120-437.50-24	35.40
12/06/2016			8512	AT&T MOBILITY	003474	1790097	020-5100-437.50-24	5.45
					000654	6446493	020-5200-419.50-22	64.68
					000655	6446494	020-5200-419.50-22	64.68
					000656	6930623	020-5200-419.50-22	64.68
					000657	6989325	020-5200-419.50-22	64.68
					000658	6989326	020-5200-419.50-22	64.68
					000659	8570323	020-5200-419.50-22	64.68
					000660	8920616	020-5200-419.50-22	64.68
					000661	8092689	020-5205-419.50-22	64.68
					000664	8570944	020-5115-437.50-22	31.68
					000665	6931161	020-5120-437.50-22	31.68
					000666	7981029	020-5405-434.50-22	31.68
					000667	9369042	020-5410-435.50-22	31.68
					000687	6932991	020-5400-434.50-22	31.68
					000688	6933102	020-5400-434.50-22	31.68
					000689	5653832	020-5415-435.50-22	31.68
					000690	8923683	020-5415-435.50-22	31.68
					002439	7201588	020-5205-419.50-22	56.32
					008977	2825651	020-5200-419.50-54	42.81
					008978	2825682	020-5200-419.50-54	42.81
					008979	2825684	020-5200-419.50-54	42.81
					008980	2825686	020-5200-419.50-54	42.81
					008981	2825697	020-5200-419.50-54	42.81
							12/06/2016 TOTAL -	71,200.58
							FUND 020 TOTAL -	1,115,395.87

PREPARED 12/01/16, 13:29:42
PROGRAM GM314L
CITY OF BROKEN ARROW

ACCOUNTS PAYABLE BY FUND/ DUE DATE

PAGE 30

FUND	021 BAMA SALES TAX						
DATE	VENDOR	VENDOR	VOUCHER	I NVOI CE	ACCOUNT		AMOUNT
DUE	NO	NAME	NO	NO	NO		
11/28/2016	6597	BANK OF OKLAHOMA N. A.	004631	5089089	021-5410-475.83-02		500.00
					11/28/2016 TOTAL -		500.00
					CUMULATI VE TOTAL -		500.00
12/06/2016	1211	BANK OF OKLAHOMA N A	008218	FAP-11-0002-L	021-5400-471.80-01		124,327.77
			008219	FAP-16-0001-L	021-5410-473.80-01		70,727.54
					12/06/2016 TOTAL -		195,055.31
					FUND 021 TOTAL -		195,555.31



City of Broken Arrow

Fact Sheet

File #: 16-1438, Version: 1

Broken Arrow Municipal Authority

Meeting of: 12-06-2016

To: Chairman and Authority Members

From: Office of the City Manager

Title:

Presentation and update on Long-Range Water Supply Plan

Background:

More than ten (10) years ago, as our water purchase contract with the Oklahoma Ordnance Works Authority (OOWA) neared expiration, the City Council along with the Authority recognized the need to develop a long-term plan of action and a strategy to ensure our community obtained an adequate and sufficient water supply for our customers. On February 16, 2004, the City Council established a Long Range Water Supply Committee and tasked it with the responsibility to study the community's then current-day water supply system, develop and analyze water supply alternatives, and make recommendations to the water supply system in order to provide adequate and sufficient water for our community for a 50-year planning horizon. On March 6, 2006, the City Council adopted the Committee's recommendations.

As a direct result of the Committee's efforts and the Council's action, the City began evaluation and analysis of the Verdigris River water source and followed with the subsequent design and construction of a new 20 million gallons a day (MGD) micro-filtration membrane water treatment facility and system improvements including a supplemental water connection with the Tulsa Metropolitan Utility Authority (TMUA). Recently, the City constructed a second supplemental water connection with TMUA improving the community's overall water supply capabilities to approximately 28 plus MGD and providing a secondary source in case of unforeseen situations.

In May 2016, the Authority entered into an agreement with HDR, Inc., the professional consulting firm engaged for the community's water supply improvements, to incorporate our existing water supply line network that once served as our treated water supply line from OOWA to the city but was rendered inactive once the new plant came on-line in April of 2014 into our Water Master Plan. On November 28, 2016, HDR met with Staff and presented five (5) detailed alternatives including capital costs as well as operational costs associated with each alternative.

The OOWA water supply line truly serves as a potential conduit not only to the City of Broken Arrow, but also to the Tulsa metropolitan area. This water supply line coupled with our water treatment plant and facilities may provide the community with several interesting and potential rewarding opportunities.

Staff intends to distribute the final draft report due by the end of the year to the Authority members and then schedule a subsequent work study session in the part of 2017 once the Authority has had an opportunity to examine the report.

Cost: **None**

Prepared By: **Kenneth D. Schwab, P.E., CFM, Assistant City Manager**

Reviewed By: **Utilities Department**
 Engineering and Construction
 Legal Department

Approved By: **Michael L. Spurgeon, City Manager**

Attachments: **None**

Recommendation:

As directed by the Authority