



2019

City of Broken Arrow

Proposed

**FY2019
Annual Budget**

**FY2020
Financial Plan**



Build Our Future
BA GO BOND
Aug 28



BROKEN ARROW
Where opportunity lives



PRINCIPAL OFFICIALS

MAYOR AND CITY COUNCIL

Honorable Craig Thurmond, Mayor (Ward II)
Honorable Scott Eudey, Vice Mayor (Ward IV)

Honorable Debra Wimpee (Ward I)
Honorable Mike Lester (Ward III)
Honorable Johnnie Parks (At-Large)

ADMINISTRATION

Michael Spurgeon, City Manager
Russell Gale, Assistant City Manager – Administration
Kenneth Schwab, Assistant City Manager - Operations

Cindy Arnold, Finance Director/Treasurer
Brandon Berryhill, Chief of Police
Trevor Dennis, Acting City Attorney
Kenneth Schwab, Acting Utility Department Director
Scott Esmond, Parks and Recreation Director
Jannette McCormick, Human Resources Director
Alex Mills, Engineering/Construction Director
Jeremy Moore, Fire Chief
John Myers, Acting Streets/Stormwater Director
Michael Skates, Development Services Director
Stephen Steward, Information Technology Director
Lee Zirk, General Services Director

Thank you to the City Clerk's office for the
printing and binding of the budget book.

FY2019 BUDGET

FY2020 FINANCIAL PLAN

OUR MISSION

City of Broken Arrow

To lead with character and excellence;

To provide exceptional services in a responsive, caring manner with a professional attitude;

To establish an environment that fosters growth and enhances the quality of life for all citizens.

OUR VISION

City of Broken Arrow

The City of Broken Arrow will set the standard by providing the best municipal programs and services in our region, while promoting a positive environment for families, business, community organizations and visitor. Broken Arrow will be a community that we are proud to call home.

OUR CORE VALUES

City of Broken Arrow

Excellence refers to an attitude that is pervasive in all we do. We strive to excel in our provision of programs and services, to do and be the best we can. Superior quality is our goal.

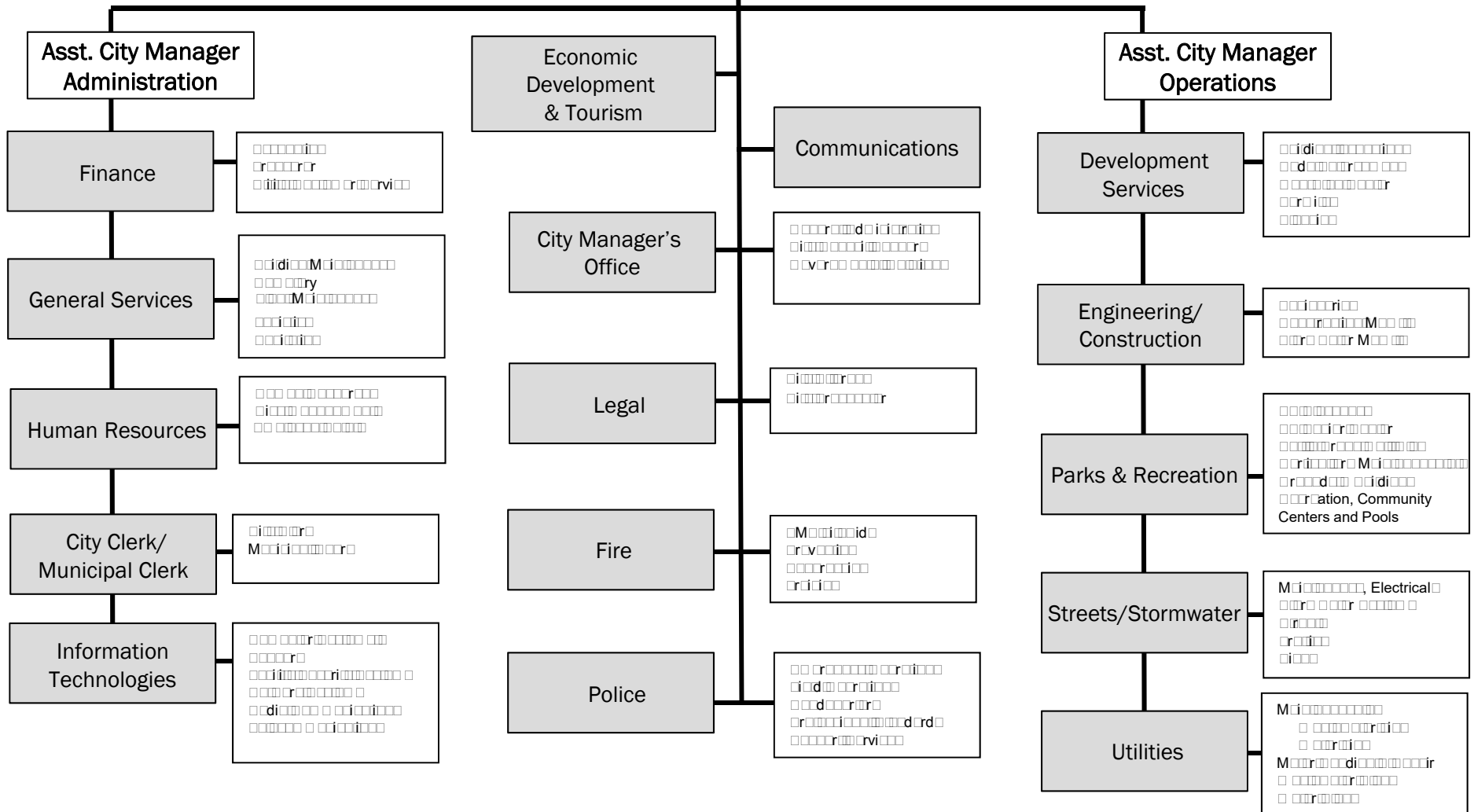
Character encompasses all the many traits that make up good character. It also refers to the Character program that the City has adopted and is incorporating into our every day work habits.

Leadership relates to the value of striving to be the organization that others look to for solutions. We want to be on the cutting edge in terms of resolving problems, finding innovative and creative solutions. The City government organization will take charge and guide the community into the future.



```
graph TD; Citizens[BA Citizens] --> Council[City Council]; Council --> Manager[City Manager]; Council --> Judge[Presiding Judge]
```

The organizational chart for the City of Berkeley shows a hierarchical structure. At the top is 'BA Citizens', which connects to 'City Council'. From 'City Council', the chart branches into two roles: 'City Manager' and 'Presiding Judge'.



**CITY OF BROKEN ARROW
TABLE OF CONTENTS
FY2019 BUDGET
FY2020 FINANCIAL PLAN**

BUDGET SUMMARY 2019.....	i
FINANCIAL PLAN 2020.....	viii
CITY OF BROKEN ARROW BUDGET SUMMARY 2019.....	xv
CITY OF BROKEN ARROW REVENUE SOURCES 2019.....	xvi
CITY OF BROKEN ARROW BUDGET EXPENDITURES 2019.....	xvii
GENERAL FUND BUDGET RESOURCES 2019.....	xviii
GENERAL FUND BUDGET EXPENSES BY DEPARTMENT 2019.....	xix
GENERAL FUND EXPENSE BY CLASSIFICATION 2019.....	xx
GENERAL FUND BUDGETED PERSONNEL EXPENDITURES BY DEPARTMENT...	xxi
POLICE SALES TAX FUND EXPENSES BY CLASSIFICATION.....	xxii
FIRE SALES TAX FUND EXPENSES BY CLASSIFICATION.....	xxiii
BAMA REVENUE RESOURCES 2019.....	xxiv
BAMA EXPENSES BY DIVISION 2019.....	xxv
BAMA EXPENSES BY CLASSIFICATION 2019.....	xxvi
BAMA BUDGETED PERSONNEL EXPENDITURES BY DEPARTMENT.....	xxvii
POSITION STATUS REPORT.....	xxviii
BUDGET CALENDAR.....	xxxvii
BUDGET RESOLUTION.....	xxxviii

GENERAL FUND

REVENUE SUMMARY.....	1
ACTUAL EXPENDITURES 2017.....	4
BUDGETED EXPENDITURES 2018.....	5
ESTIMATED ACTUAL EXPENDITURES 2018.....	6
BUDGETED EXPENDITURES 2019.....	7
BUDGETED EXPENDITURES 2020.....	8
DEPARTMENTAL BUDGETS:	
CITY MANAGER.....	9
FINANCE.....	12
CITY ATTORNEY.....	14
HUMAN RESOURCES.....	16
INFORMATION TECHNOLOGIES.....	20
DEVELOPMENT SERVICES.....	22
GENERAL GOVERNMENT.....	29
CITY/COURT CLERKS.....	32
GENERAL SERVICES.....	35
STREET/STORMWATER.....	38
PARKS AND RECREATION.....	43

**CITY OF BROKEN ARROW
TABLE OF CONTENTS
FY2019 BUDGET
FY2020 FINANCIAL PLAN**

BROKEN ARROW MUNICIPAL AUTHORITY (BAMA)

FINANCIAL PLAN 2019-2020.....	54
CHARGES FOR SERVICES.....	55
FINANCIAL PLAN 2018.....	56
ESTIMATED ACTUAL EXPENDITURES 2018.....	57
FINANCIAL PLAN 2019.....	58
FINANCIAL PLAN 2020.....	59
DEPARTMENTAL BUDGETS:	
OFFICE OF THE CITY MANAGER.....	60
FINANCE.....	62
GENERAL GOVERNMENT.....	64
GENERAL SERVICES.....	66
CONSTRUCTION/ENGINEERING.....	75
STREET/STORMWATER.....	80
UTILITIES.....	83
CAPITAL OUTLAY.....	94

OTHER FUNDS

GOVERNMENTAL:

SPECIAL REVENUE:

EXCESS CAPACITY SEWER ESCROW.....	102
STORMWATER CAPITAL.....	104
CONVENTION & VISITORS BUREAU.....	106
SALES TAX CAPITAL IMPROVEMENTS.....	108
POLICE ENHANCEMENT.....	118
PARK AND RECREATION CAPITAL IMPROVEMENTS.....	120
CEMETERY CARE.....	122
STREET AND ALLEY.....	124
HOUSING AND URBAN DEVELOPMENT.....	126
E-911.....	128
CRIME PREVENTION.....	130
BATTLE CREEK GOLF COURSE.....	132
ALCOHOL ENFORCEMENT.....	133
STREET LIGHTS	134

**CITY OF BROKEN ARROW
TABLE OF CONTENTS
FY2019 BUDGET
FY2020 FINANCIAL PLAN**

OTHER FUNDS (CONTINUED)

GOVERNMENTAL (CONTINUED):

STREET SALES TAX.....	136
POLICE SALES TAX.....	138
FIRE SALES TAX.....	147
WAGONER COUNTY FIRE SALES TAX.....	156
1994 TAXABLE GENERAL OBLIGATION BOND ISSUE.....	157
2008 GENERAL OBLIGATION BOND ISSUE.....	159
INTERNAL SERVICE FUNDS:	
WORKERS' COMPENSATION.....	161
GROUP HEALTH AND LIFE.....	162
DEBT SERVICE FUND.....	163
BROKEN ARROW ECONOMIC DEVELOPMENT AUTHORITY.....	167
2011 GENERAL OBLIGATION BOND ISSUE.....	168
2014 GENERAL OBLIGATION BOND ISSUE.....	170

**CITY OF BROKEN ARROW
BUDGET SUMMARY
FISCAL YEAR 2019**

DESCRIPTION	GENERAL FUND 10	BROKEN ARROW MUNICIPAL AUTHORITY 20	EXCESS CAPACITY SEWER ESCROW 25	STORMWATER MANAGEMENT CAPITAL 26
Revenues:				
Taxes	44,082,300	0	0	0
Licenses & Permits	937,400	0	0	0
Intergovernmental	407,000	0	0	0
Charges For Services	10,875,000	47,715,200	150,000	300,000
Fines, Forfeitures & Assessments	1,218,500	959,800	0	0
Interest	21,400	6,500	500	600
Miscellaneous	1,363,000	105,500	0	0
Total Revenues	58,904,600	48,787,000	150,500	300,600
Other Financing Sources:				
Transfer of Fund Balance for				
Prior Year Capital Projects	0	942,289	0	0
OWRB Proceeds from Prior Years	0	1,157,421	0	0
Transfers In	15,192,200	14,167,200	0	0
Bond/Note Proceeds	0	40,408,200	0	0
Total Other Financing Sources	15,192,200	56,675,110	0	0
Total Revenues & Sources	74,096,800	105,462,110	150,500	300,600
Beginning Reserved Fund Balance:				
Emergency Reserve	5,725,280	6,757,025	0	0
Compensated Absences	2,828,770	0	0	0
Capital Projects	2,123,166	0	891,727	1,457,645
Debt Service	1,753,357	0	0	0
Other Purposes	0	0	0	0
Total Beginning Reserved Fund Balance	12,430,573	6,757,025	891,727	1,457,645
Total Sources	86,527,373	112,219,135	1,042,227	1,758,245
Expenditures				
Personal Services	13,862,407	17,376,172	0	0
Other Services and Charges	4,472,700	13,045,400	0	0
Materials and Supplies	1,287,450	4,855,800	0	0
Capital Outlay	0	44,299,789	250,000	445,600
Fiscal Agent Fees	0	0	0	0
Debt Service	0	10,771,000	0	0
Total Expenditures	19,622,557	90,348,161	250,000	445,600
Other Financing Uses-				
Transfers Out	54,468,900	14,767,200	0	0
Bond Issuance Costs	0	0	0	0
Total Other Financing Uses	54,468,900	14,767,200	0	0
Total Expenditures & Uses	74,091,457	105,115,361	250,000	445,600
Ending Reserved Fund Balance:				
Emergency Reserve	5,794,686	7,103,774	0	0
Compensated Absences	2,828,770	0	0	0
Capital Projects	2,041,560	0	792,227	1,312,645
Debt Service	1,770,900	0	0	0
Other Purposes	0	0	0	0
Total Ending Reserved Fund Balance	12,435,916	7,103,774	792,227	1,312,645
Total Budget	86,527,373	112,219,135	1,042,227	1,758,245

**CITY OF BROKEN ARROW
BUDGET SUMMARY
FISCAL YEAR 2019**

DESCRIPTION	CONVENTION & VISITORS BUREAU 27	SALES TAX CAPITAL IMPROVEMENT 30	POLICE ENHANCEMENT 31	PARK AND RECREATION CAPITAL IMPROVEMENT 32
Revenues:				
Taxes	580,000	7,078,500	0	0
Licenses & Permits	0	0	0	0
Intergovernmental	0	800,000	0	0
Charges For Services	0	0	0	170,000
Fines, Forfeitures & Assessments	0	0	72,000	0
Interest	200	9,800	400	600
Miscellaneous	3,000	0	0	30,000
Total Revenues	583,200	7,888,300	72,400	200,600
Other Financing Sources:				
Transfer of Fund Balance for				
Prior Year Capital Projects	0	0	0	0
OWRB Proceeds from Prior Years	0	0	0	0
Transfers In	0	0	0	0
Bond/Note Proceeds	0	0	0	0
Total Other Financing Sources	0	0	0	0
Total Revenues & Sources	583,200	7,888,300	72,400	200,600
Beginning Reserved Fund Balance:				
Emergency Reserve	0	0	0	0
Compensated Absences	0	0	0	0
Capital Projects	0	7,417,790	0	536,092
Debt Service	0	900,000	0	0
Other Purposes	365,199	0	169,241	0
Total Beginning Reserved Fund Balance	365,199	8,317,790	169,241	536,092
Total Sources	948,399	16,206,090	241,641	736,692
Expenditures				
Personal Services	0	0	0	0
Other Services and Charges	301,750	0	93,200	0
Materials and Supplies	3,000	0	41,800	0
Capital Outlay	1,000	8,527,500	20,000	607,750
Fiscal Agent Fees	0	0	0	0
Debt Service	0	1,995,000	0	0
Total Expenditures	305,750	10,522,500	155,000	607,750
Other Financing Uses-				
Transfers Out	225,000	0	0	0
Bond Issuance Costs	0	0	0	0
Total Other Financing Uses	225,000	0	0	0
Total Expenditures & Uses	530,750	10,522,500	155,000	607,750
Ending Reserved Fund Balance:				
Emergency Reserve	0	0	0	0
Compensated Absences	0	0	0	0
Capital Projects	0	4,978,590	0	128,942
Debt Service	0	705,000	0	0
Other Purposes	417,649	0	86,641	0
Total Ending Reserved Fund Balance	417,649	5,683,590	86,641	128,942
Total Budget	948,399	16,206,090	241,641	736,692

**CITY OF BROKEN ARROW
BUDGET SUMMARY
FISCAL YEAR 2019**

DESCRIPTION	CEMETERY CARE 33	STREET AND ALLEY 34	HOUSING AND URBAN DEVELOPMENT 35	E-911 36
Revenues:				
Taxes	0	0	0	0
Licenses & Permits	0	0	0	0
Intergovernmental	0	1,000,000	665,532	0
Charges For Services	40,000	0	0	1,120,000
Fines, Forfeitures & Assessments	0	0	0	0
Interest	200	700	0	900
Miscellaneous	0	0	0	0
Total Revenues	40,200	1,000,700	665,532	1,120,900
Other Financing Sources:				
Transfer of Fund Balance for				
Prior Year Capital Projects	0	0	0	0
OWRB Proceeds from Prior Years	0	0	0	0
Transfers In	0	0	0	0
Bond/Note Proceeds	0	0	0	0
Total Other Financing Sources	0	0	0	0
Total Revenues & Sources	40,200	1,000,700	665,532	1,120,900
Beginning Reserved Fund Balance:				
Emergency Reserve	0	0	0	0
Compensated Absences	0	0	0	0
Capital Projects	325,345	0	0	0
Debt Service	0	0	0	0
Other Purposes	0	1,334,429	236,201	1,864,751
Total Beginning Reserved Fund Balance	325,345	1,334,429	236,201	1,864,751
Total Sources	365,545	2,335,129	901,733	2,985,651
Expenditures				
Personal Services	0	0	0	0
Other Services and Charges	0	0	61,502	0
Materials and Supplies	0	0	0	0
Capital Outlay	93,000	175,000	604,030	30,000
Fiscal Agent Fees	0	0	0	0
Debt Service	0	0	0	0
Total Expenditures	93,000	175,000	665,532	30,000
Other Financing Uses-				
Transfers Out	0	720,000	0	720,000
Bond Issuance Costs	0	0	0	0
Total Other Financing Uses	0	720,000	0	720,000
Total Expenditures & Uses	93,000	895,000	665,532	750,000
Ending Reserved Fund Balance:				
Emergency Reserve	0	0	0	0
Compensated Absences	0	0	0	0
Capital Projects	272,545	0	0	0
Debt Service	0	0	0	0
Other Purposes	0	1,440,129	236,201	2,235,651
Total Ending Reserved Fund Balance	272,545	1,440,129	236,201	2,235,651
Total Budget	365,545	2,335,129	901,733	2,985,651

**CITY OF BROKEN ARROW
BUDGET SUMMARY
FISCAL YEAR 2019**

DESCRIPTION	CRIME PREVENTION 37	BATTLE CREEK GOLF COURSE 40	ALCOHOL ENFORCEMENT 41	STREET LIGHTING 42
Revenues:				
Taxes	0	0	0	0
Licenses & Permits	0	0	0	0
Intergovernmental	106,600	0	0	0
Charges For Services	0	1,585,019	10,000	600,000
Fines, Forfeitures & Assessments	0	0	0	0
Interest	100	0	100	600
Miscellaneous	0	0	0	0
Total Revenues	106,700	1,585,019	10,100	600,600
Other Financing Sources:				
Transfer of Fund Balance for				
Prior Year Capital Projects	0	0	0	0
OWRB Proceeds from Prior Years	0	0	0	0
Transfers In	0	0	0	0
Bond/Note Proceeds	0	0	0	0
Total Other Financing Sources	0	0	0	0
Total Revenues & Sources	106,700	1,585,019	10,100	600,600
Beginning Reserved Fund Balance:				
Emergency Reserve	0	0	0	0
Compensated Absences	0	0	0	0
Capital Projects	0	0	0	0
Debt Service	0	0	0	0
Other Purposes	158,935	109,276	93,013	656,784
Total Beginning Reserved Fund Balance	158,935	109,276	93,013	656,784
Total Sources	265,635	1,694,295	103,113	1,257,384
Expenditures				
Personal Services	0	0	0	0
Other Services and Charges	71,300	1,153,859	5,000	390,000
Materials and Supplies	35,300	400,000	15,000	183,000
Capital Outlay	0	0	0	659,000
Fiscal Agent Fees	0	0	0	0
Debt Service	0	0	0	0
Total Expenditures	106,600	1,553,859	20,000	1,232,000
Other Financing Uses-				
Transfers Out	0	0	0	0
Bond Issuance Costs	0	0	0	0
Total Other Financing Uses	0	0	0	0
Total Expenditures & Uses	106,600	1,553,859	20,000	1,232,000
Ending Reserved Fund Balance:				
Emergency Reserve	0	0	0	0
Compensated Absences	0	0	0	0
Capital Projects	0	0	0	0
Debt Service	0	0	0	0
Other Purposes	159,035	140,436	83,113	25,384
Total Ending Reserved Fund Balance	159,035	140,436	83,113	25,384
Total Budget	265,635	1,694,295	103,113	1,257,384

**CITY OF BROKEN ARROW
BUDGET SUMMARY
FISCAL YEAR 2019**

DESCRIPTION	STREET SALES TAX 43	POLICE SALES TAX 44	FIRE SALES TAX 45	1994 BOND ISSUE 55
Revenues:				
Taxes	3,541,800	2,123,530	2,125,080	0
Licenses & Permits	0	0	0	0
Intergovernmental	0	100,000	517,900	0
Charges For Services	0	0	0	0
Fines, Forfeitures & Assessments	0	0	0	0
Interest	2,500	2,100	2,700	50
Miscellaneous	0	23,500	0	0
Total Revenues	3,544,300	2,249,130	2,645,680	50
Other Financing Sources:				
Transfer of Fund Balance for				
Prior Year Capital Projects	0	0	0	0
OWRB Proceeds from Prior Years	0	0	0	0
Transfers In	0	22,337,988	18,083,712	0
Bond/Note Proceeds	0	0	0	0
Total Other Financing Sources	0	22,337,988	18,083,712	0
Total Revenues & Sources	3,544,300	24,587,118	20,729,392	50
Beginning Reserved Fund Balance:				
Emergency Reserve	0	0	0	0
Compensated Absences	0	0	0	0
Capital Projects	3,078,392	0	0	0
Debt Service	0	0	0	0
Other Purposes	0	2,746,145	324,711	197,140
Total Beginning Reserved Fund Balance	3,078,392	2,746,145	324,711	197,140
Total Sources	6,622,692	27,333,263	21,054,103	197,190
Expenditures				
Personal Services	0	19,836,801	18,419,611	0
Other Services and Charges	0	1,568,600	900,600	0
Materials and Supplies	0	967,600	795,900	0
Capital Outlay	6,618,400	92,100	300,500	197,190
Fiscal Agent Fees	0	0	0	0
Debt Service	0	0	0	0
Total Expenditures	6,618,400	22,465,101	20,416,611	197,190
Other Financing Uses-				
Transfers Out	0	0	0	0
Bond Issuance Costs	0	0	0	0
Total Other Financing Uses	0	0	0	0
Total Expenditures & Uses	6,618,400	22,465,101	20,416,611	197,190
Ending Reserved Fund Balance:				
Emergency Reserve	0	0	0	0
Compensated Absences	0	0	0	0
Capital Projects	4,292	0	0	0
Debt Service	0	0	0	0
Other Purposes	0	4,868,162	637,492	0
Total Ending Reserved Fund Balance	4,292	4,868,162	637,492	0
Total Budget	6,622,692	27,333,263	21,054,103	197,190

**CITY OF BROKEN ARROW
BUDGET SUMMARY
FISCAL YEAR 2019**

DESCRIPTION	2008 BOND ISSUE 59	WORKERS COMPENSATION 60	GROUP HEALTH & LIFE 61	DEBT SERVICE 70
Revenues:				
Taxes	0	0	0	15,500,000
Licenses & Permits	0	0	0	0
Intergovernmental	0	0	0	0
Charges For Services	0	1,200,000	8,820,000	0
Fines, Forfeitures & Assessments	0	0	0	0
Interest	5,000	800	1,000	195,000
Miscellaneous	0	0	0	0
Total Revenues	5,000	1,200,800	8,821,000	15,695,000
Other Financing Sources:				
Transfer of Fund Balance for Prior Year Capital Projects	0	0	0	0
OWRB Proceeds from Prior Years	0	0	0	0
Transfers In	0	0	0	0
Bond/Note Proceeds	0	0	0	0
Total Other Financing Sources	0	0	0	0
Total Revenues & Sources	5,000	1,200,800	8,821,000	15,695,000
Beginning Reserved Fund Balance:				
Emergency Reserve	0	0	0	0
Compensated Absences	0	0	0	0
Capital Projects	1,856,858	0	0	0
Debt Service	0	0	0	10,033,827
Other Purposes	0	(937,834)	1,299,822	0
Total Beginning Reserved Fund Balance	1,856,858	(937,834)	1,299,822	10,033,827
Total Sources	1,861,858	262,966	10,120,822	25,728,827
Expenditures				
Personal Services	0	0	0	0
Other Services and Charges	0	1,100,000	8,300,000	0
Materials and Supplies	0	0	0	0
Capital Outlay	1,861,858	0	0	0
Fiscal Agent Fees	0	0	0	10,350
Debt Service	0	0	0	15,402,600
Total Expenditures	1,861,858	1,100,000	8,300,000	15,412,950
Other Financing Uses-				
Transfers Out	0	0	0	80,000
Bond Issuance Costs	0	0	0	135,000
Total Other Financing Uses	0	0	0	215,000
Total Expenditures & Uses	1,861,858	1,100,000	8,300,000	15,627,950
Ending Reserved Fund Balance:				
Emergency Reserve	0	0	0	0
Compensated Absences	0	0	0	0
Capital Projects	0	0	0	0
Debt Service	0	0	0	10,100,877
Other Purposes	0	(837,034)	1,820,822	0
Total Ending Reserved Fund Balance	0	(837,034)	1,820,822	10,100,877
Total Budget	1,861,858	262,966	10,120,822	25,728,827

**CITY OF BROKEN ARROW
BUDGET SUMMARY
FISCAL YEAR 2019**

DESCRIPTION	BROKEN ARROW ECONOMIC DEVELOPMENT AUTHORITY 87	2011 BOND ISSUE 91	2014 BOND ISSUE 92	TOTAL
Revenues:				
Taxes	0	0	0	75,031,210
Licenses & Permits	0	0	0	937,400
Intergovernmental	0	0	0	3,597,032
Charges For Services	0	0	0	72,585,219
Fines, Forfeitures & Assessments	0	0	0	2,250,300
Interest	9,000	50,000	200,000	510,750
Miscellaneous	1,111,000	0	0	2,636,000
Total Revenues	1,120,000	50,000	200,000	157,547,911
Other Financing Sources:				
Transfer of Fund Balance for				
Prior Year Capital Projects	0	0	0	942,289
OWRB Proceeds from Prior Years	0	0	0	1,157,421
Transfers In	1,200,000	0	0	70,981,100
Bond/Note Proceeds	0	0	10,860,000	51,268,200
Total Other Financing Sources	1,200,000	0	10,860,000	124,349,010
Total Revenues & Sources	2,320,000	50,000	11,060,000	281,896,921
Beginning Reserved Fund Balance:				
Emergency Reserve	0	0	0	12,482,305
Compensated Absences	0	0	0	2,828,770
Capital Projects	0	7,623,000	30,997,775	56,307,790
Debt Service		0	0	12,687,184
Other Purposes	(3,670,970)	0	0	4,946,843
Total Beginning Reserved Fund Balance	(3,670,970)	7,623,000	30,997,775	89,252,892
Total Sources	(1,350,970)	7,673,000	42,057,775	371,149,813
Expenditures				
Personal Services	0	0	0	69,494,991
Other Services and Charges	1,250,000	0	0	32,713,911
Materials and Supplies	0	0	0	8,584,850
Capital Outlay	0	7,673,000	41,937,775	114,393,492
Fiscal Agent Fees	0	0	0	10,350
Debt Service	750,000	0	0	28,918,600
Total Expenditures	2,000,000	7,673,000	41,937,775	254,116,194
Other Financing Uses-				
Transfers Out	0	0	0	70,981,100
Bond Issuance Costs	0	0	120,000	255,000
Total Other Financing Uses	0	0	120,000	71,236,100
Total Expenditures & Uses	2,000,000	7,673,000	42,057,775	325,352,294
Ending Reserved Fund Balance:				
Emergency Reserve	0	0	0	12,898,460
Compensated Absences	0	0	0	2,828,770
Capital Projects	0	0	0	9,530,801
Debt Service	0	0	0	12,576,777
Other Purposes	(3,350,970)	0	0	7,962,711
Total Ending Reserved Fund Balance	(3,350,970)	0	0	45,797,519
Total Budget	(1,350,970)	7,673,000	42,057,775	371,149,813

**CITY OF BROKEN ARROW
FINANCIAL PLAN SUMMARY
FISCAL YEAR 2020**

DESCRIPTION	GENERAL FUND 10	BROKEN ARROW MUNICIPAL AUTHORITY 20	EXCESS CAPACITY SEWER ESCROW 25	STORMWATER MANAGEMENT CAPITAL 26
Revenues:				
Taxes	45,183,000	0	0	0
Licenses & Permits	949,000	0	0	0
Intergovernmental	413,000	0	0	0
Charges For Services	11,001,800	50,723,300	150,000	300,000
Fines, Forfeitures & Assessments	1,265,000	970,000	0	0
Interest	22,000	6,800	500	600
Miscellaneous	1,302,100	108,000	0	0
Total Revenues	60,135,900	51,808,100	150,500	300,600
Other Financing Sources:				
Transfers In	15,235,000	14,200,000	0	0
Bond/Note Proceeds	0	1,761,000	0	0
Total Other Financing Sources	15,235,000	15,961,000	0	0
Total Revenues & Sources	75,370,900	67,769,100	150,500	300,600
Beginning Reserved Fund Balance:				
Emergency Reserve	5,794,686	7,103,774	0	0
Compensated Absences	2,828,770	0	0	0
Capital Projects	2,041,560	0	792,227	1,312,645
Debt Service	1,770,900	0	0	0
Other Purposes	0	0	0	0
Total Beginning Reserved Fund Balance	12,435,916	7,103,774	792,227	1,312,645
Total Sources	87,806,816	74,872,874	942,727	1,613,245
Expenditures				
Personal Services	14,279,726	17,969,751	0	0
Other Services and Charges	4,467,860	13,324,140	0	0
Materials and Supplies	1,295,800	4,952,800	0	0
Capital Outlay	0	1,761,000	250,000	250,000
Fiscal Agent Fees	0	0	0	0
Debt Service	0	9,850,000	0	0
Total Expenditures	20,043,386	47,857,691	250,000	250,000
Other Financing Uses-				
Transfers Out	55,303,900	15,100,000	0	0
Bond Issuance Costs	0	0	0	0
Total Other Financing Uses	55,303,900	15,100,000	0	0
Total Expenditures & Uses	75,347,286	62,957,691	250,000	250,000
Ending Reserved Fund Balance:				
Emergency Reserve	5,890,460	11,915,183	0	0
Compensated Absences	2,828,770	0	0	0
Capital Projects	1,927,800	0	692,727	1,363,245
Debt Service	1,812,500	0	0	0
Other Purposes	0	0	0	0
Total Ending Reserved Fund Balance	12,459,530	11,915,183	692,727	1,363,245
Total Budget	87,806,816	74,872,874	942,727	1,613,245

**CITY OF BROKEN ARROW
FINANCIAL PLAN SUMMARY
FISCAL YEAR 2020**

DESCRIPTION	CONVENTION & VISITORS BUREAU 27	SALES TAX CAPITAL IMPROVEMENT 30	POLICE ENHANCEMENT 31	PARK AND RECREATION CAPITAL IMPROVEMENT 32
Revenues:				
Taxes	600,000	7,149,300	0	0
Licenses & Permits	0	0	0	0
Intergovernmental	0	0	0	0
Charges For Services	0	0	0	150,000
Fines, Forfeitures & Assessments	0	0	72,000	0
Interest	200	9,800	400	500
Miscellaneous	0	0	0	25,000
Total Revenues	600,200	7,159,100	72,400	175,500
Other Financing Sources:				
Transfers In	0	0	0	0
Bond/Note Proceeds	0	0	0	0
Total Other Financing Sources	0	0	0	0
Total Revenues & Sources	600,200	7,159,100	72,400	175,500
Beginning Reserved Fund Balance:				
Emergency Reserve	0	0	0	0
Compensated Absences	0	0	0	0
Capital Projects	0	4,783,590	0	128,942
Debt Service	0	900,000	0	0
Other Purposes	417,649	0	86,641	0
Total Beginning Reserved Fund Balance	417,649	5,683,590	86,641	128,942
Total Sources	1,017,849	12,842,690	159,041	304,442
Expenditures				
Personal Services	0	0	0	0
Other Services and Charges	339,900	0	83,200	0
Materials and Supplies	2,000	0	41,800	0
Capital Outlay	1,000	4,185,200	25,000	210,000
Fiscal Agent Fees	0	0	0	0
Debt Service	0	2,095,000	0	0
Total Expenditures	342,900	6,280,200	150,000	210,000
Other Financing Uses-				
Transfers Out	225,000	0	0	0
Bond Issuance Costs	0	0	0	0
Total Other Financing Uses	225,000	0	0	0
Total Expenditures & Uses	567,900	6,280,200	150,000	210,000
Ending Reserved Fund Balance:				
Emergency Reserve	0	0	0	0
Compensated Absences	0	0	0	0
Capital Projects	0	5,957,490	0	94,442
Debt Service	0	605,000	0	0
Other Purposes	449,949	0	9,041	0
Total Ending Reserved Fund Balance	449,949	6,562,490	9,041	94,442
Total Budget	1,017,849	12,842,690	159,041	304,442

**CITY OF BROKEN ARROW
FINANCIAL PLAN SUMMARY
FISCAL YEAR 2020**

DESCRIPTION	CEMETERY CARE 33	STREET AND ALLEY 34	HOUSING AND URBAN DEVELOPMENT 35	E-911 36
Revenues:				
Taxes	0	0	0	0
Licenses & Permits	0	0	0	0
Intergovernmental	0	1,000,000	410,017	0
Charges For Services	40,000	0	0	1,100,000
Fines, Forfeitures & Assessments	0	0	0	0
Interest	200	700	0	900
Miscellaneous	0	0	0	0
Total Revenues	40,200	1,000,700	410,017	1,100,900
Other Financing Sources:				
Transfers In	0	0	0	0
Bond/Note Proceeds	0	0	0	0
Total Other Financing Sources	0	0	0	0
Total Revenues & Sources	40,200	1,000,700	410,017	1,100,900
Beginning Reserved Fund Balance:				
Emergency Reserve	0	0	0	0
Compensated Absences	0	0	0	0
Capital Projects	272,545	0	0	0
Debt Service	0	0	0	0
Other Purposes	0	1,440,129	236,201	2,235,651
Total Beginning Reserved Fund Balance	272,545	1,440,129	236,201	2,235,651
Total Sources	312,745	2,440,829	646,218	3,336,551
Expenditures				
Personal Services	0	0	0	0
Other Services and Charges	0	0	61,502	0
Materials and Supplies	0	0	0	0
Capital Outlay	30,000	175,000	348,515	1,000,000
Fiscal Agent Fees	0	0	0	0
Debt Service	0	0	0	0
Total Expenditures	30,000	175,000	410,017	1,000,000
Other Financing Uses-				
Transfers Out	0	720,000	0	720,000
Bond Issuance Costs	0	0	0	0
Total Other Financing Uses	0	720,000	0	720,000
Total Expenditures & Uses	30,000	895,000	410,017	1,720,000
Ending Reserved Fund Balance:				
Emergency Reserve	0	0	0	0
Compensated Absences	0	0	0	0
Capital Projects	282,745	0	0	0
Debt Service	0	0	0	0
Other Purposes	0	1,545,829	236,201	1,616,551
Total Ending Reserved Fund Balance	282,745	1,545,829	236,201	1,616,551
Total Budget	312,745	2,440,829	646,218	3,336,551

**CITY OF BROKEN ARROW
FINANCIAL PLAN SUMMARY
FISCAL YEAR 2020**

DESCRIPTION	CRIME PREVENTION 37	BATTLE CREEK GOLF COURSE 40	ALCOHOL ENFORCEMENT 41	STREET LIGHTING 42
Revenues:				
Taxes	0	0	0	0
Licenses & Permits	0	0	0	0
Intergovernmental	107,500	0	0	0
Charges For Services	0	1,600,000	12,000	606,000
Fines, Forfeitures & Assessments	0	0	0	0
Interest	100	0	100	600
Miscellaneous	0	0	0	0
Total Revenues	107,600	1,600,000	12,100	606,600
Other Financing Sources:				
Transfers In	0	0	0	0
Bond/Note Proceeds	0	0	0	0
Total Other Financing Sources	0	0	0	0
Total Revenues & Sources	107,600	1,600,000	12,100	606,600
Beginning Reserved Fund Balance:				
Emergency Reserve	0	0	0	0
Compensated Absences	0	0	0	0
Capital Projects	0	0	0	0
Debt Service	0	0	0	0
Other Purposes	159,035	140,436	83,113	25,384
Total Beginning Reserved Fund Balance	159,035	140,436	83,113	25,384
Total Sources	266,635	1,740,436	95,213	631,984
Expenditures				
Personal Services	0	0	0	0
Other Services and Charges	72,200	1,200,000	5,000	396,500
Materials and Supplies	35,300	427,600	15,000	194,000
Capital Outlay	0	0	0	41,484
Fiscal Agent Fees	0	0	0	0
Debt Service	0	0	0	0
Total Expenditures	107,500	1,627,600	20,000	631,984
Other Financing Uses-				
Transfers Out	0	0	0	0
Bond Issuance Costs	0	0	0	0
Total Other Financing Uses	0	0	0	0
Total Expenditures & Uses	107,500	1,627,600	20,000	631,984
Ending Reserved Fund Balance:				
Emergency Reserve	0	0	0	0
Compensated Absences	0	0	0	0
Capital Projects	0	0	0	0
Debt Service	0	0	0	0
Other Purposes	159,135	112,836	75,213	0
Total Ending Reserved Fund Balance	159,135	112,836	75,213	0
Total Budget	266,635	1,740,436	95,213	631,984

**CITY OF BROKEN ARROW
FINANCIAL PLAN SUMMARY
FISCAL YEAR 2020**

DESCRIPTION	STREET SALES TAX 43	POLICE SALES TAX 44	FIRE SALES TAX 45	1994 BOND ISSUE 55
Revenues:				
Taxes	3,550,000	2,177,200	2,175,000	0
Licenses & Permits	0	0	0	0
Intergovernmental	0	100,000	0	0
Charges For Services	0	0	0	0
Fines, Forfeitures & Assessments	0	0	0	0
Interest	2,500	2,200	2,000	0
Miscellaneous	0	10,000	0	0
Total Revenues	3,552,500	2,289,400	2,177,000	0
Other Financing Sources:				
Transfers In	0	22,789,900	18,434,000	0
Bond/Note Proceeds	0	0	0	0
Total Other Financing Sources	0	22,789,900	18,434,000	0
Total Revenues & Sources	3,552,500	25,079,300	20,611,000	0
Beginning Reserved Fund Balance:				
Emergency Reserve	0	0	0	0
Compensated Absences	0	0	0	0
Capital Projects	4,292	0	0	0
Debt Service	0	0	0	0
Other Purposes	0	4,868,162	637,492	0
Total Beginning Reserved Fund Balance	4,292	4,868,162	637,492	0
Total Sources	3,556,792	29,947,462	21,248,492	0
Expenditures				
Personal Services	0	20,467,339	19,041,209	0
Other Services and Charges	0	1,664,600	921,900	0
Materials and Supplies	0	954,600	826,000	0
Capital Outlay	175,000	0	175,000	0
Fiscal Agent Fees	0	0	0	0
Debt Service	0	0	0	0
Total Expenditures	175,000	23,086,539	20,964,109	0
Other Financing Uses-				
Transfers Out	0	0	0	0
Bond Issuance Costs	0	0	0	0
Total Other Financing Uses	0	0	0	0
Total Expenditures & Uses	175,000	23,086,539	20,964,109	0
Ending Reserved Fund Balance:				
Emergency Reserve	0	0	0	0
Compensated Absences	0	0	0	0
Capital Projects	3,381,792	0	0	0
Debt Service	0	0	0	0
Other Purposes	0	6,860,923	284,383	0
Total Ending Reserved Fund Balance	3,381,792	6,860,923	284,383	0
Total Budget	3,556,792	29,947,462	21,248,492	0

**CITY OF BROKEN ARROW
FINANCIAL PLAN SUMMARY
FISCAL YEAR 2020**

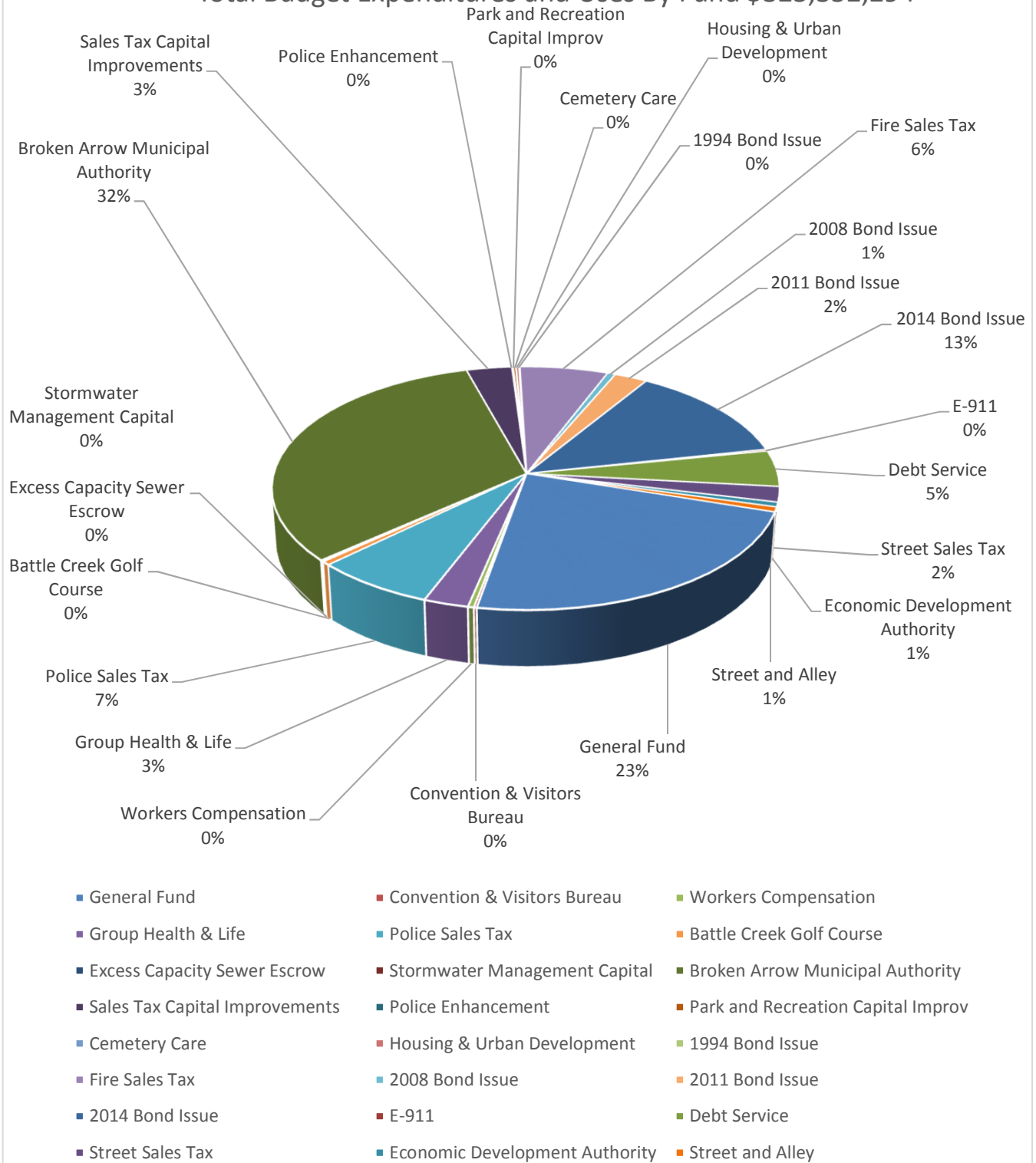
DESCRIPTION	2008 BOND ISSUE 59	WORKERS COMPENSATION 60	GROUP HEALTH & LIFE 61	DEBT SERVICE 70
Revenues:				
Taxes	0	0	0	16,000,000
Licenses & Permits	0	0	0	0
Intergovernmental	0	0	0	0
Charges For Services	0	1,200,000	8,910,000	0
Fines, Forfeitures & Assessments	0	0	0	0
Interest	0	800	1,500	190,000
Miscellaneous	0	0	0	0
Total Revenues	0	1,200,800	8,911,500	16,190,000
Other Financing Sources:				
Transfers In	0	0	0	0
Bond/Note Proceeds	0	0	0	0
Total Other Financing Sources	0	0	0	0
Total Revenues & Sources	0	1,200,800	8,911,500	16,190,000
Beginning Reserved Fund Balance:				
Emergency Reserve	0	0	0	0
Compensated Absences	0	0	0	0
Capital Projects	0	0	0	0
Debt Service	0	0	0	10,100,877
Other Purposes	0	(837,034)	1,820,822	0
Total Beginning Reserved Fund Balance	0	(837,034)	1,820,822	10,100,877
Total Sources	0	363,766	10,732,322	26,290,877
Expenditures				
Personal Services	0	0	0	0
Other Services and Charges	0	1,100,000	8,500,000	0
Materials and Supplies	0	0	0	0
Capital Outlay	0	0	0	0
Fiscal Agent Fees	0	0	0	10,400
Debt Service	0	0	0	14,131,200
Total Expenditures	0	1,100,000	8,500,000	14,141,600
Other Financing Uses-				
Transfers Out	0	0	0	62,000
Bond Issuance Costs	0	0	0	120,000
Total Other Financing Uses	0	0	0	182,000
Total Expenditures & Uses	0	1,100,000	8,500,000	14,323,600
Ending Reserved Fund Balance:				
Emergency Reserve	0	0	0	0
Compensated Absences	0	0	0	0
Capital Projects	0	0	0	0
Debt Service	0	0	0	11,967,277
Other Purposes	0	(736,234)	2,232,322	0
Total Ending Reserved Fund Balance	0	(736,234)	2,232,322	11,967,277
Total Budget	0	363,766	10,732,322	26,290,877

**CITY OF BROKEN ARROW
FINANCIAL PLAN SUMMARY
FISCAL YEAR 2020**

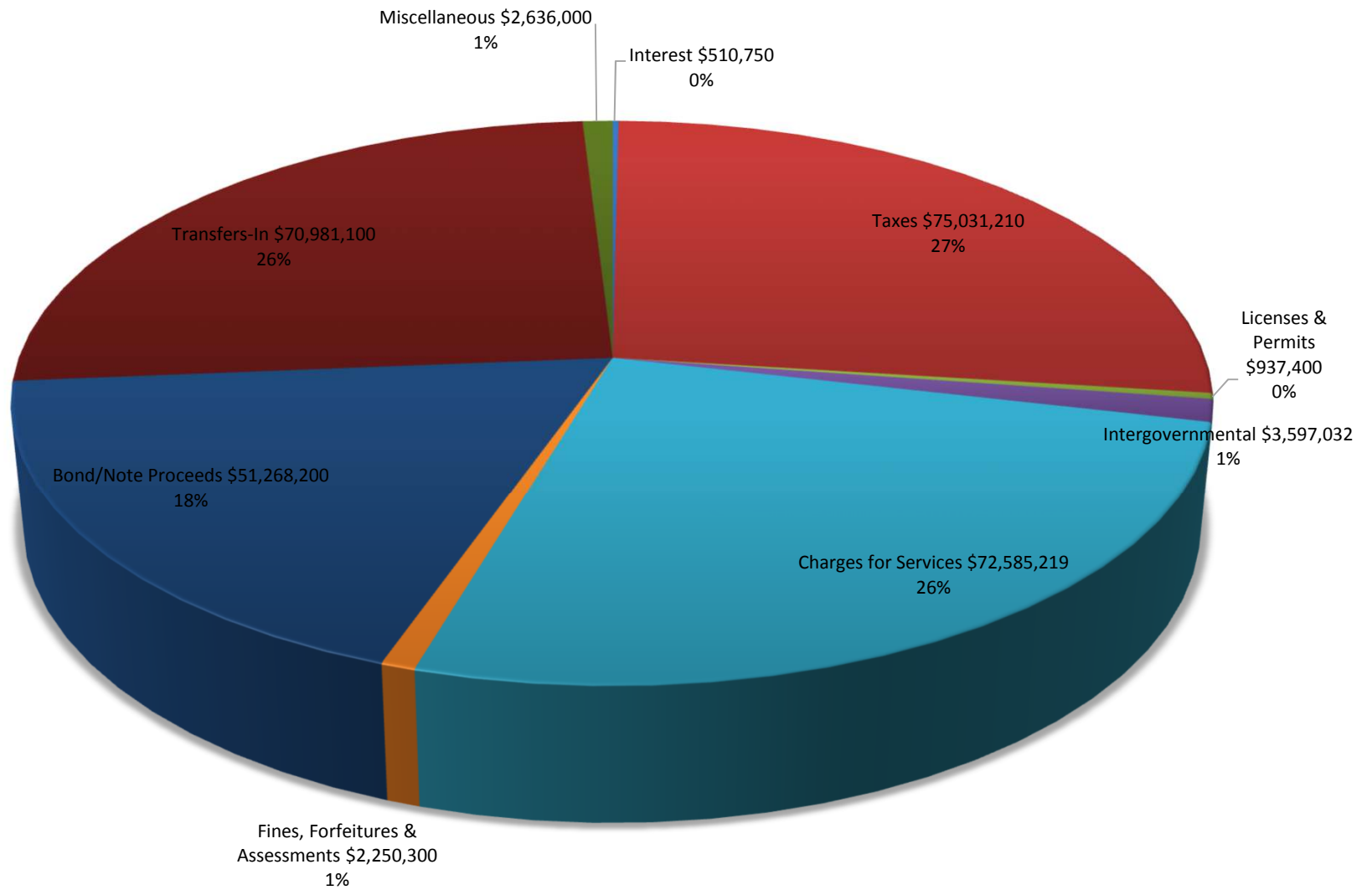
DESCRIPTION	BROKEN ARROW ECONOMIC DEVELOPMENT AUTHORITY 87	2011 BOND ISSUE 91	2014 BOND ISSUE 92	TOTAL
Revenues:				
Taxes	0	0	0	76,834,500
Licenses & Permits	0	0	0	949,000
Intergovernmental	0	0	0	2,030,517
Charges For Services	0	0	0	75,793,100
Fines, Forfeitures & Assessments	0	0	0	2,307,000
Interest	10,000	0	0	252,400
Miscellaneous	1,122,000	0	0	2,567,100
Total Revenues	1,132,000	0	0	160,733,617
Other Financing Sources:				
Transfers In	1,200,000	0	0	71,858,900
Bond/Note Proceeds	0	0	0	1,761,000
Total Other Financing Sources	1,200,000	0	0	73,619,900
Total Revenues & Sources	2,332,000	0	0	234,353,517
Beginning Reserved Fund Balance:				
Emergency Reserve	0	0	0	12,898,460
Compensated Absences	0	0	0	2,828,770
Capital Projects	0	0	0	9,335,801
Debt Service	0	0	0	12,771,777
Other Purposes	(3,350,970)	0	0	7,962,711
Total Beginning Reserved Fund Balance	(3,350,970)	0	0	45,797,519
Total Sources	(1,018,970)	0	0	280,151,036
Expenditures				
Personal Services	0	0	0	71,758,025
Other Services and Charges	1,250,000	0	0	33,386,802
Materials and Supplies	0	0	0	8,744,900
Capital Outlay	0	0	0	8,627,199
Fiscal Agent Fees	0	0	0	10,400
Debt Service	750,000	0	0	26,826,200
Total Expenditures	2,000,000	0	0	149,353,526
Other Financing Uses-				
Transfers Out	0	0	0	72,130,900
Bond Issuance Costs	0	0	0	120,000
Total Other Financing Uses	0	0	0	72,250,900
Total Expenditures & Uses	2,000,000	0	0	221,604,426
Ending Reserved Fund Balance:				
Emergency Reserve	0	0	0	17,805,643
Compensated Absences	0	0	0	2,828,770
Capital Projects	0	0	0	13,700,241
Debt Service	0	0	0	14,384,777
Other Purposes	(3,018,970)	0	0	9,186,679
Total Ending Reserved Fund Balance	(3,018,970)	0	0	57,906,110
Total Budget	(1,018,970)	0	0	280,151,036

City of Broken Arrow Budget Summary-Fiscal Year 2018-2019

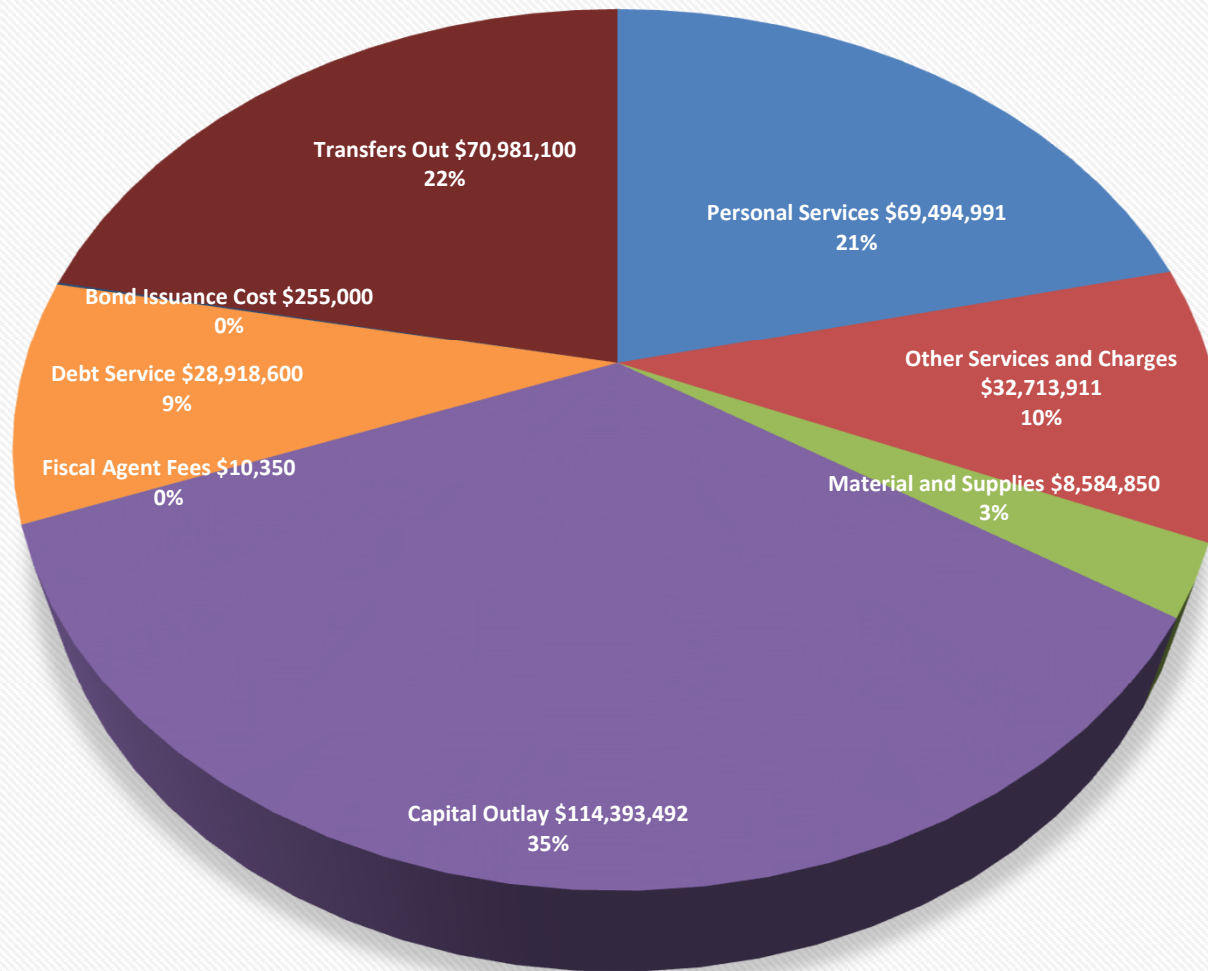
Total Budget Expenditures and Uses By Fund \$325,352,294



City of Broken Arrow Revenue Sources- Fiscal Year 2018-2019

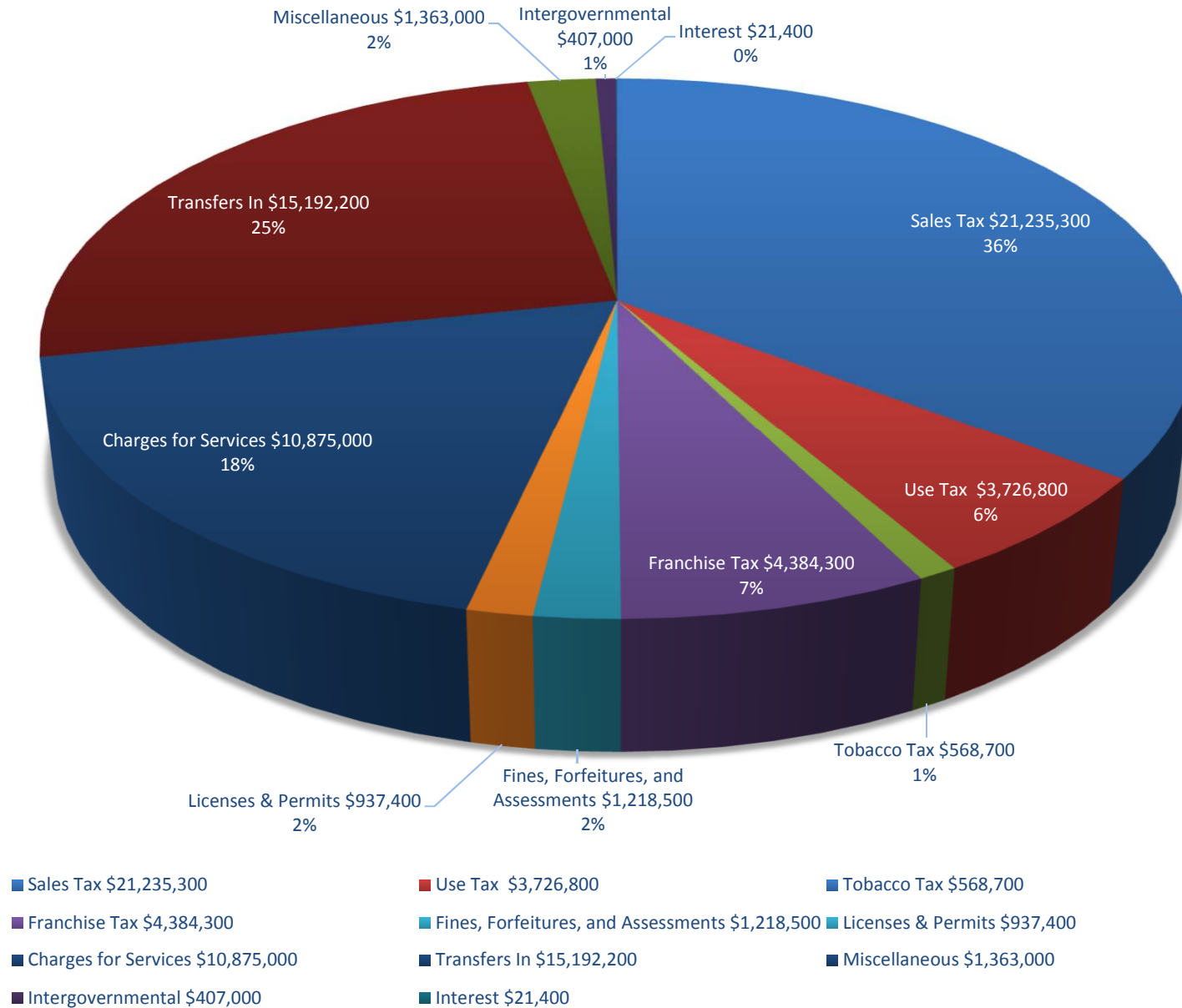


City of Broken Arrow Budget Expenditures-Fiscal Year 2018-2019

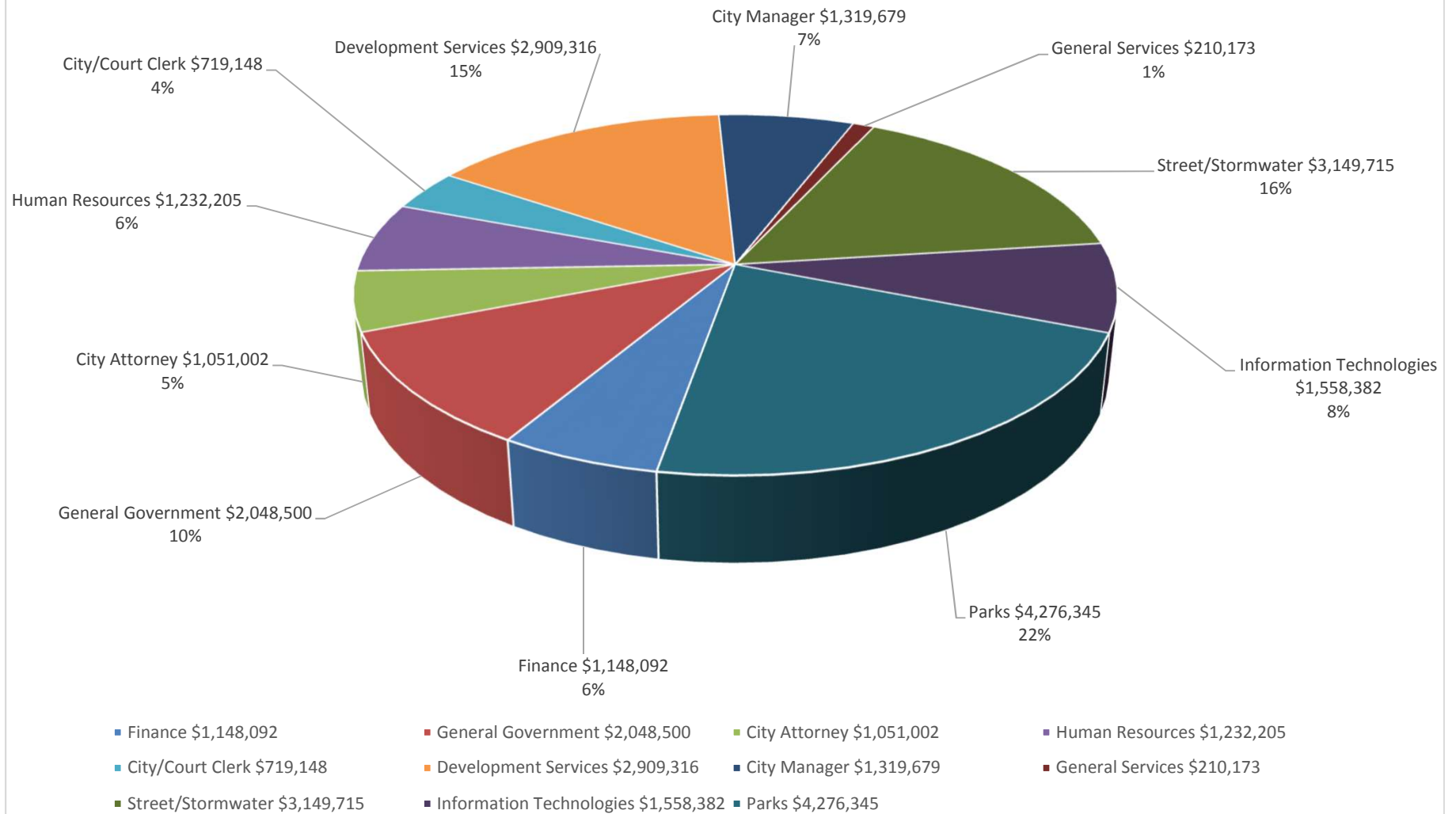


Personal Services \$69,494,991	Other Services and Charges \$32,713,911	Material and Supplies \$8,584,850
Capital Outlay \$114,393,492	Fiscal Agent Fees \$10,350	Debt Service \$28,918,600
Bond Issuance Cost \$255,000	Transfers Out \$70,981,100	

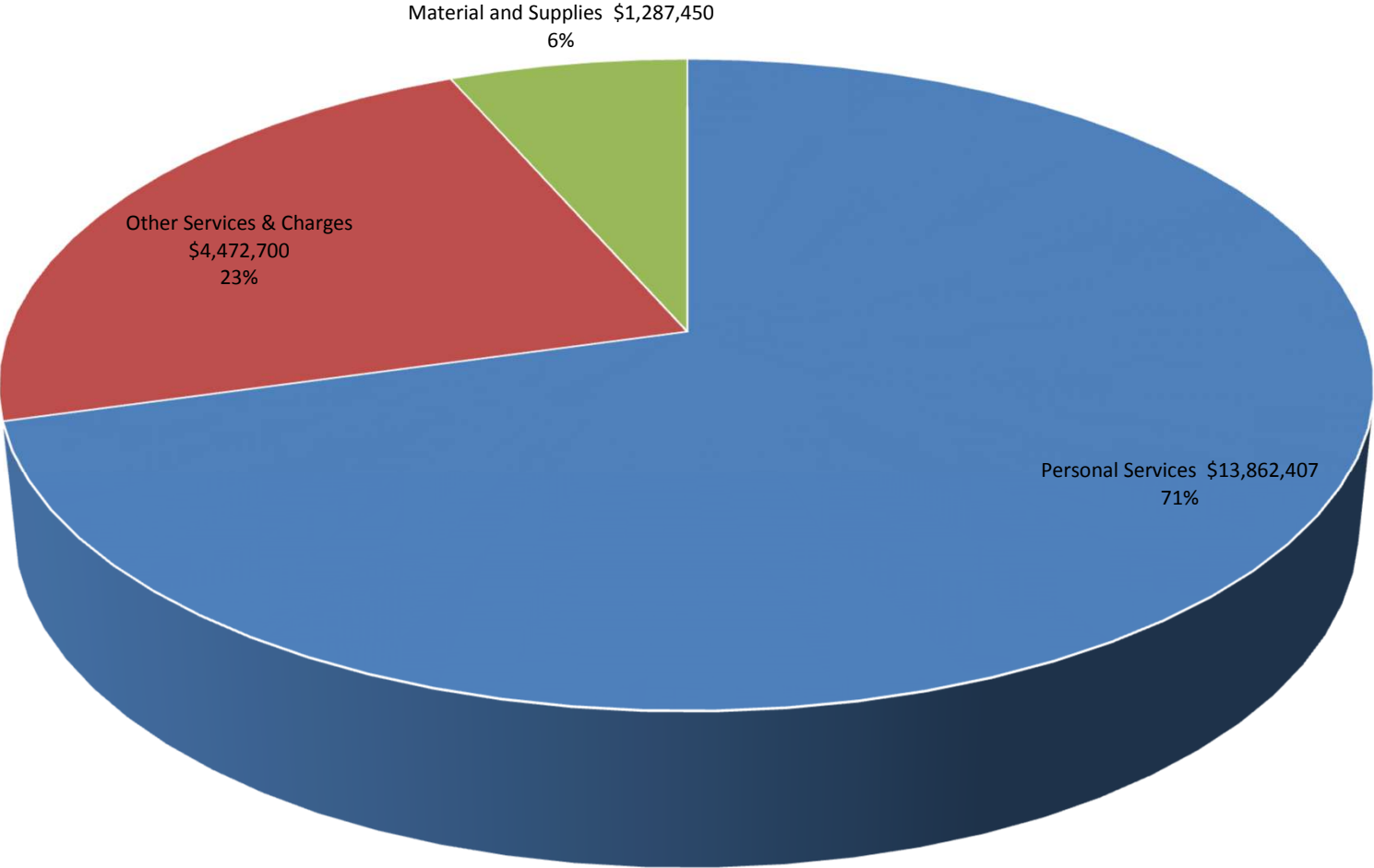
General Fund Budget Resources 2018-2019



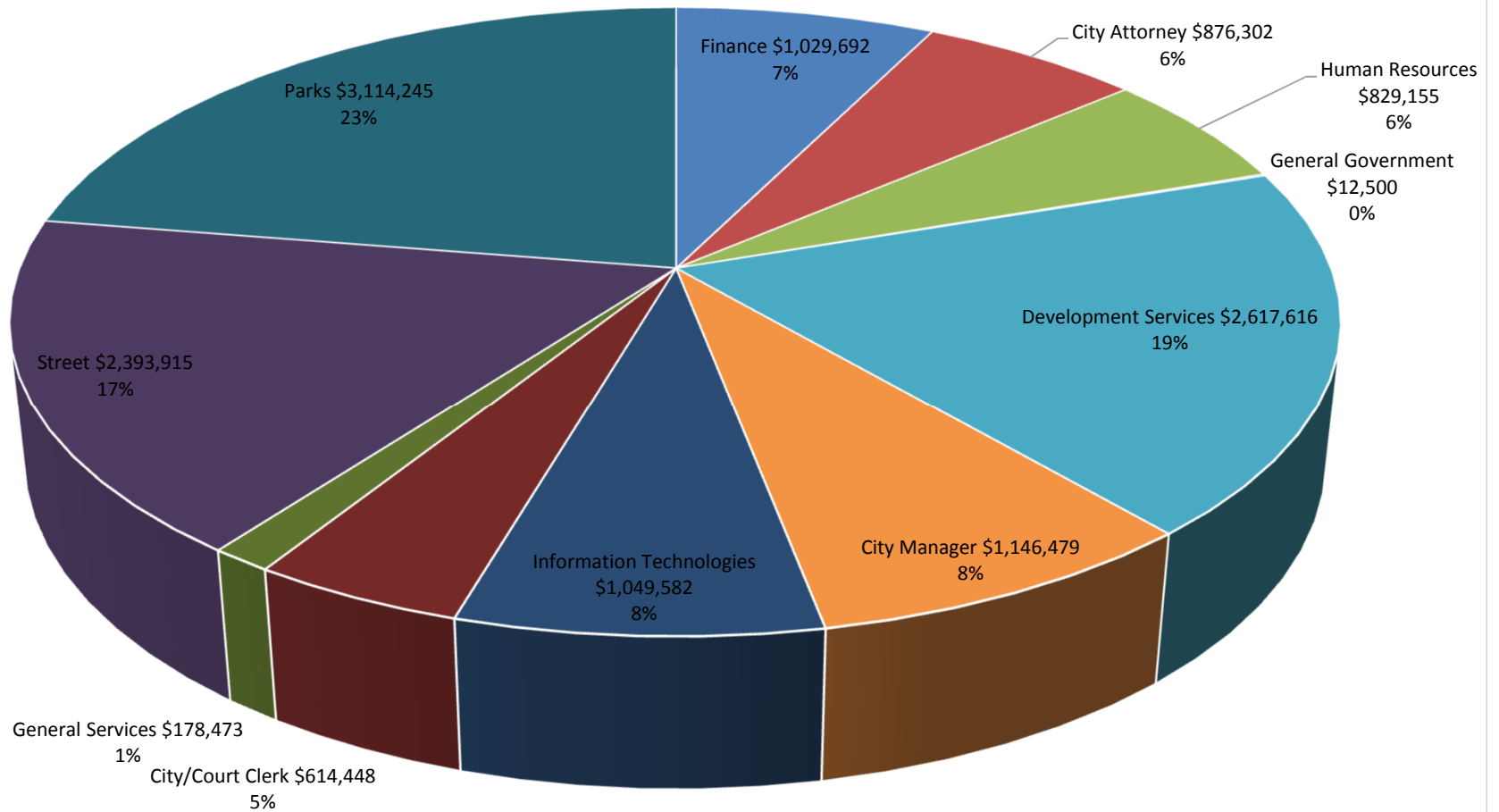
General Fund Expense By Department 2018-2019



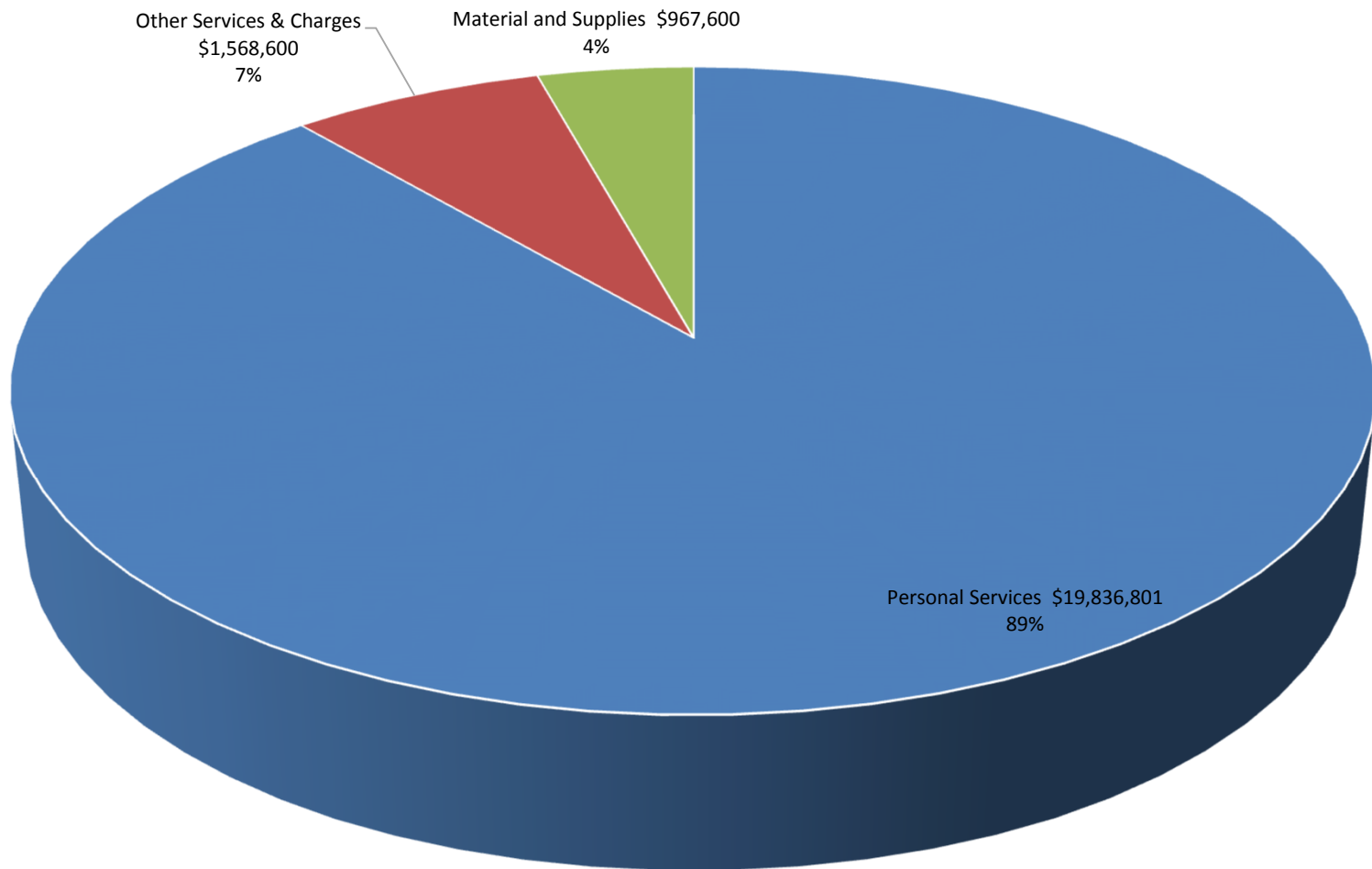
General Fund Expense By Classification 2018-2019



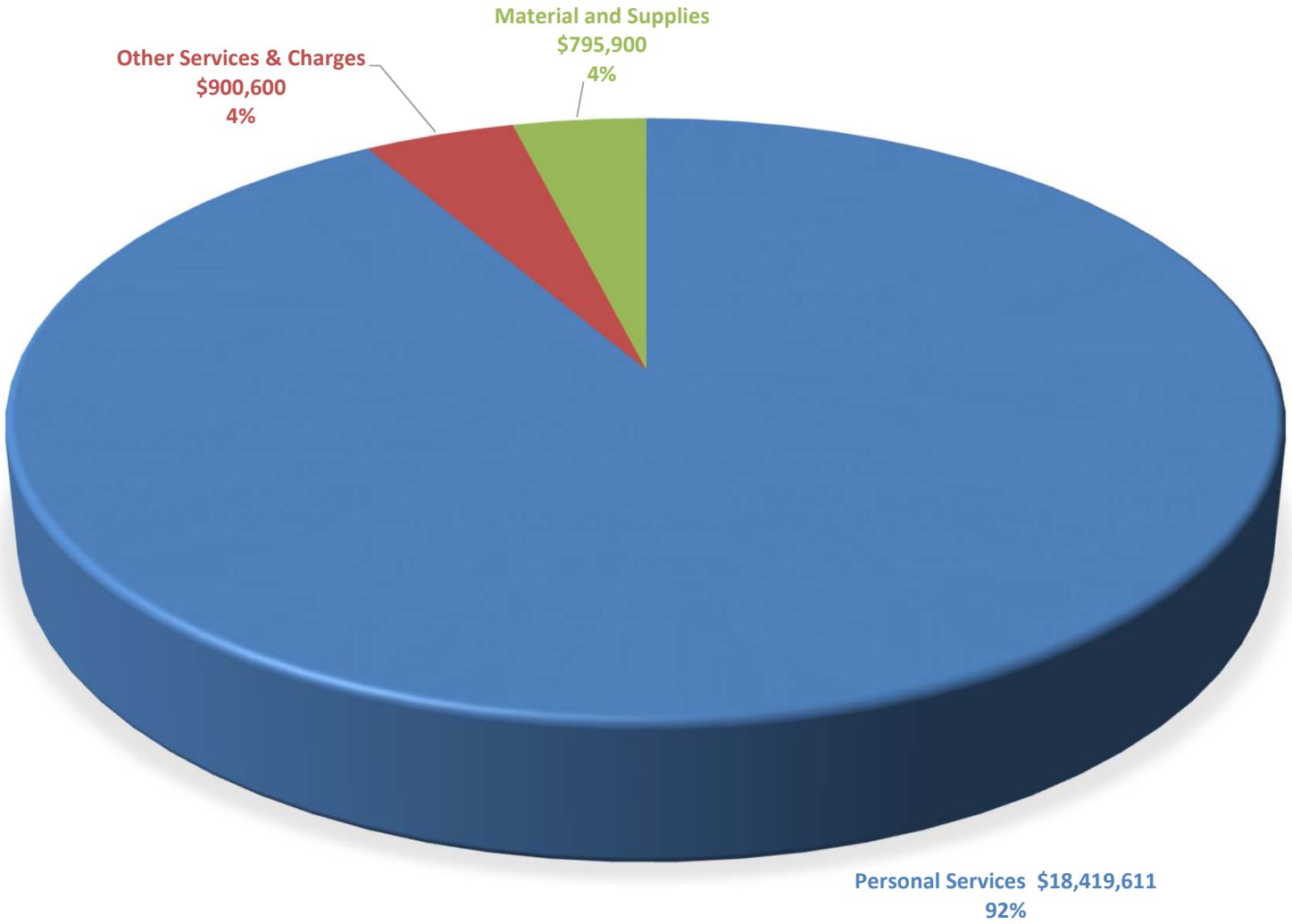
General Fund Budgeted Personnel Expenditures By Department 2018-2019



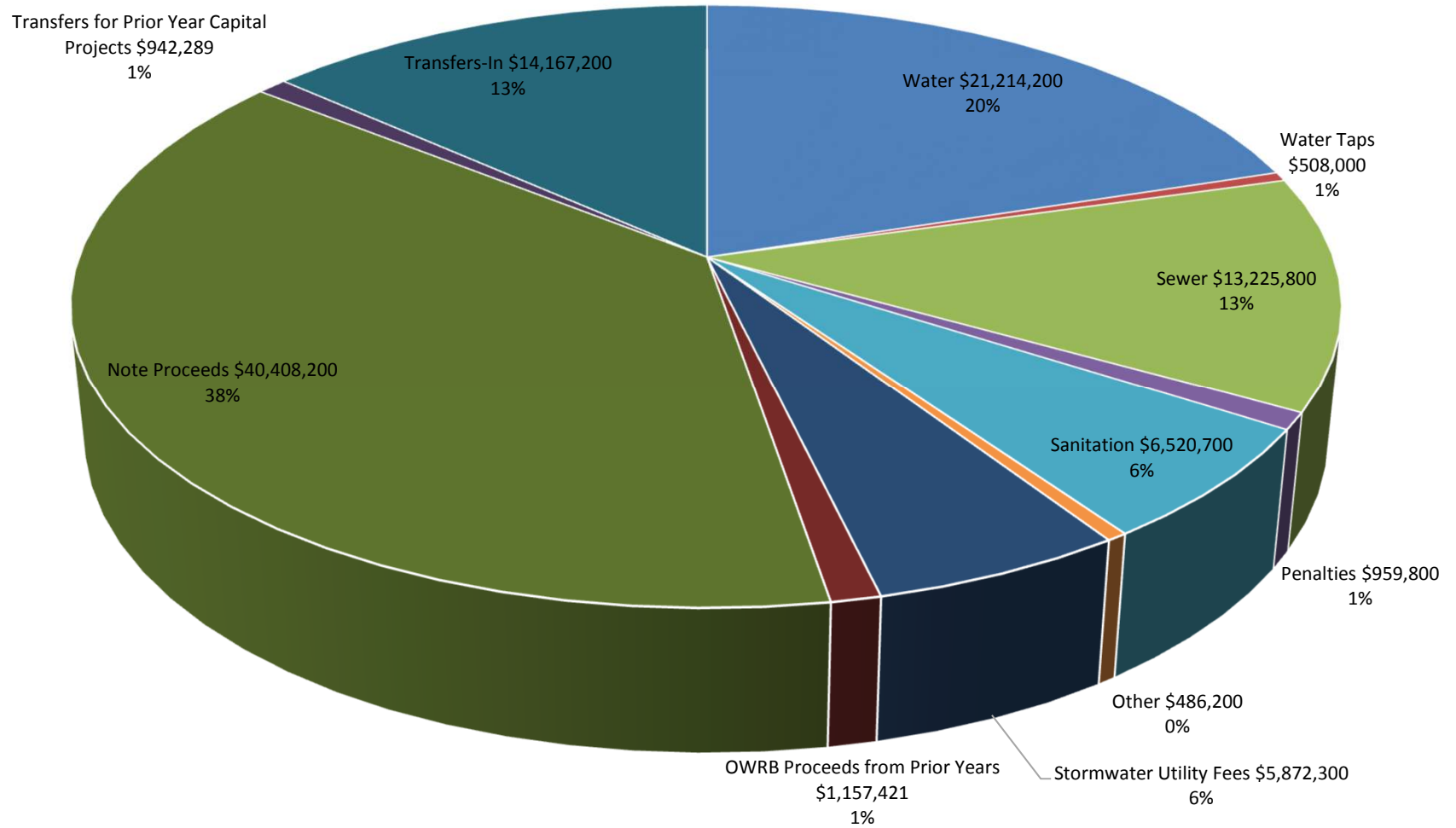
Police Sales Tax Fund Expense By Classification 2018-2019



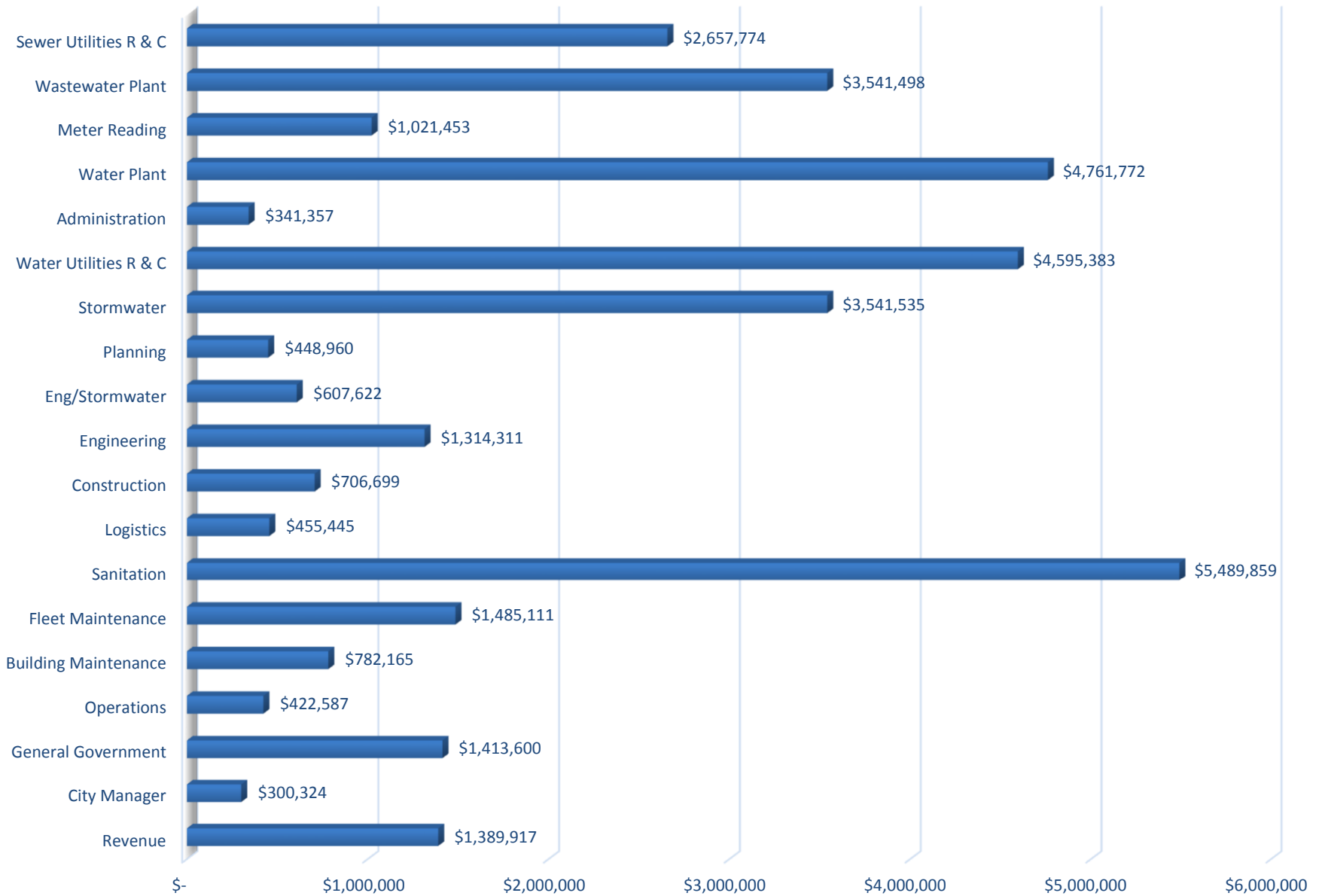
FIRE SALES TAX FUND EXPENSE BY CLASSIFICATION 2018-2019



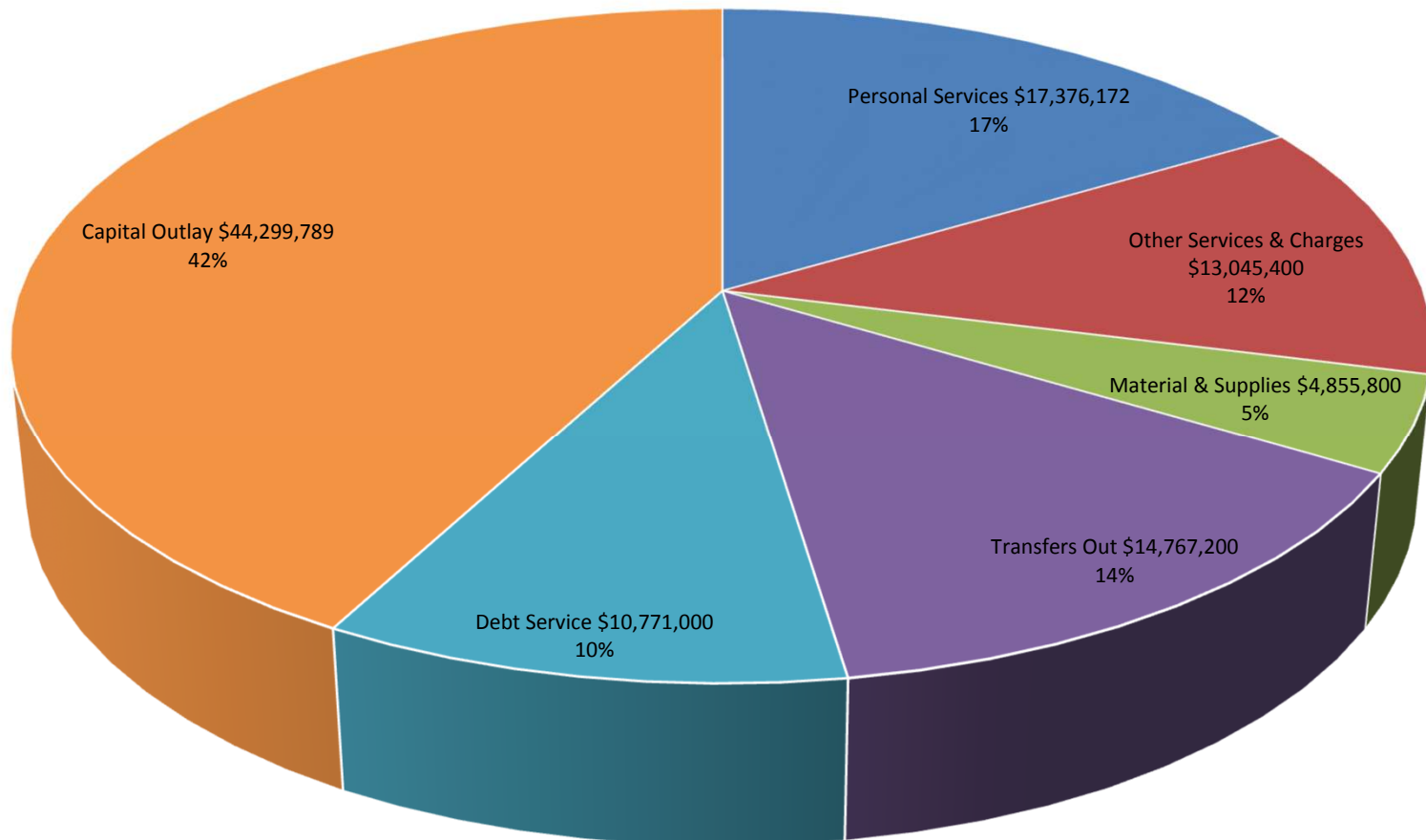
Broken Arrow Municipal Authority Revenue Resources 2018-2019



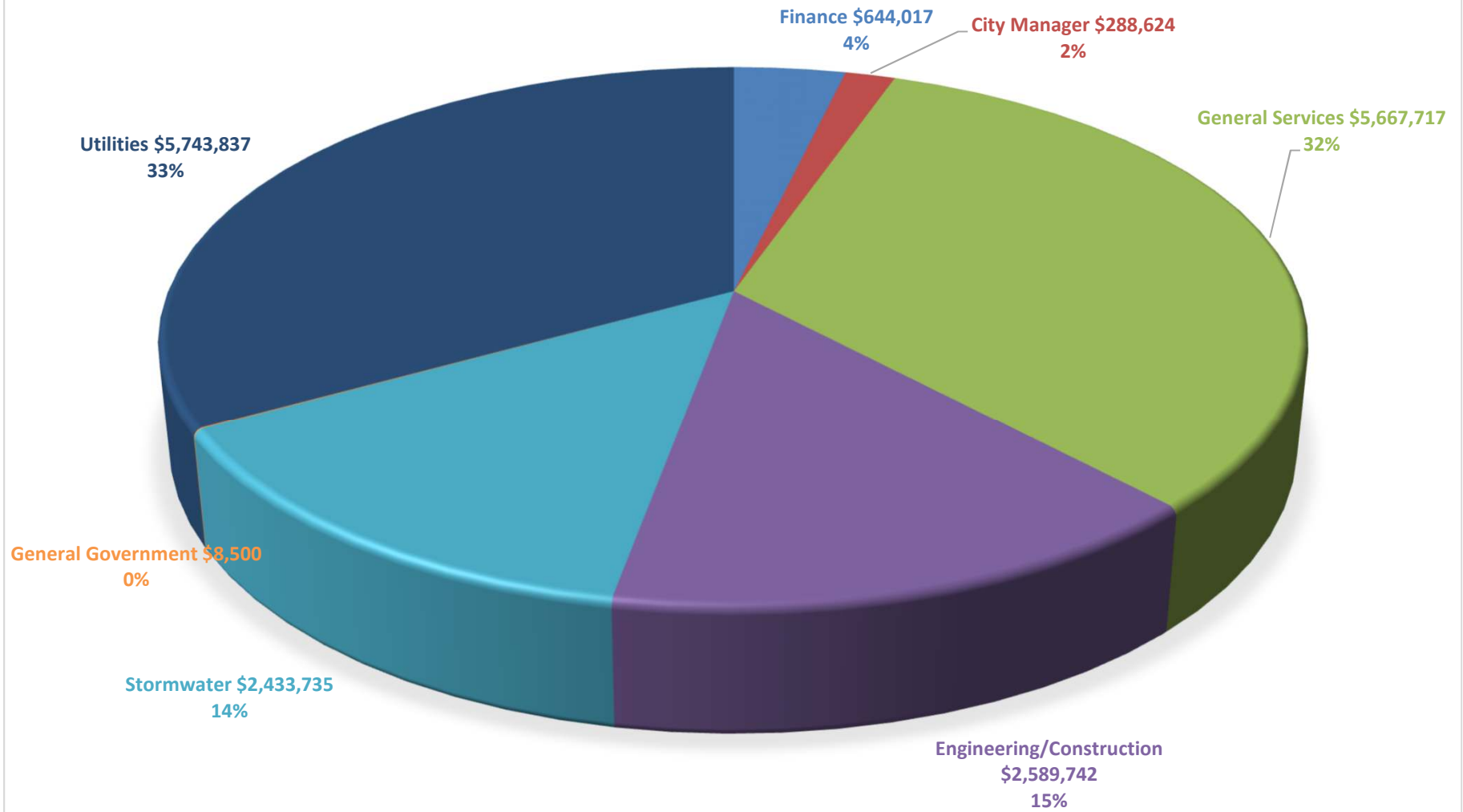
Broken Arrow Municipal Authority Expense By Division 2018-2019



Broken Arrow Municipal Authority Expenses By Classification 2018-2019



BROKEN ARROW MUNICIPAL AUTHORITY BUDGETED PERSONNEL EXPENDITURES BY DEPARTMENT 2018-2019



City of Broken Arrow
Governmental Funds
FY2019

Position	Budget 2016-2017	Budget 2017-2018	Budget 2018-2019
CITY MANAGER			
Administrative Assistant	1	0	0
Assistant City Manager Administration	1	1	1
Assistant City Manager Operations	1	0	0
City Manager	1	1	1
Communications Coordinator	0	1	1
Community Relations Liaison	0	1	1
Convention Sales & Marketing Manager	0	1	1
Digital Content Specialist	1	1	1
Director of Communications	1	1	1
Economic Development Coordinator	1	1	1
Executive Assistant to the City Manager	1	0	0
Tourism Director	1	1	1
Total Full Time:	9	9	9
Admin Tech (Receptionist) (Part Time)	2	2	2
Total Part Time:	2	2	2
FINANCE			
Accountant	2	2	2
Accounting Technician	2	2	2
Accounts Payable Technician	1	1	1
Budget Officer	2	2	2
Controller	1	1	1
Customer Service Coordinator	1	1	1
Finance Director	1	1	1
Finance Services Manager	1	1	1
Payroll Coordinator	0	1	1
Total Full Time:	11	12	12
LEGAL			
Administrative Assistant	0	2	2
Administrative Secretary	1	0	0
Assistant City Attorney I	1	0	0
Assistant City Attorney II	2	3	4
City Attorney	1	1	1
Deputy City Attorney	1	1	1
Paralegal	1	0	0
Total Full Time:	7	7	8
Administrative Assistant (Part Time)	1	1	1
Total Part Time:	1	1	1

City of Broken Arrow
Governmental Funds
FY2019

Position	Budget 2016-2017	Budget 2017-2018	Budget 2018-2019
HUMAN RESOURCES			
Assistant Human Resources Director	0	1	1
HR Administrative Manger (Compensation & Benefits Manager)	1	1	1
Human Resources Benefit Coordinator	1	1	1
Human Resources Coordinator	1	1	1
Human Resources Director	1	1	1
Human Resources Employment Coordinator	1	0	0
Payroll Coordinator (Human Resources Specialist)	2	1	1
Recruiter	0	0	1
Risk Management Coordinator (Risk Management Technician)	1	1	1
Risk Manager	1	0	0
Safety Manager (Safety Training Coordinator)	1	1	1
Talent Manager	0	1	1
Total Full Time:	10	9	10
INFORMATION TECHNOLOGY			
Communication Systems Engineer	1	1	1
Communication Systems Technician	2	2	2
Desktop Support Technician	2	3	3
Information Services Manager	1	0	0
Information Technology Director	0	1	1
Network Security Engineer	1	1	1
Network Systems Engineer	2	2	2
Network Systems Manager	1	1	1
Total Full Time:	10	11	11
CITY CLERK			
City Clerk	1	1	1
Court Clerk	3	3	3
Court Clerk-Community Service Program Coordinator	0	1	1
Deputy City Clerk	1	1	1
Deputy Court Clerk	1	1	1
Total Full Time:	6	7	7
Admin Tech	1	1	1
Administrative Clerk (Part Time)	1	1	1
Municipal Judge (Part Time)	1	1	1
Presiding Judge (Part Time)	1	1	1
Total Part Time:	4	4	4

City of Broken Arrow
Governmental Funds
FY2019

Position	Budget 2016-2017	Budget 2017-2018	Budget 2018-2019
GENERAL SERVICES			
Assistant Sexton	1	1	1
Cemetery Maintenance Worker	1	1	1
Lead Traffic Signal Technician	1	0	0
Sexton	1	1	1
Traffic Signal Manager	1	0	0
Traffic Signal Technician	3	0	0
Total Full Time:	8	3	3
Cemetery Seasonal Laborer	1	1	1
Total Seasonal:	1	1	1
DEVELOPMENT SERVICES			
Administrative Assistant	2	2	2
Administrative Clerk Planning	1	1	1
Assistant Chief Building Inspector	1	1	1
Building Inspector	6	0	0
Chief Building Inspector	1	1	1
Code Enforcement Officer	3	3	3
Commercial Building Plans Examiner	1	0	0
Commercial Inspector	0	2	2
Development Services Director	1	1	1
Lead Code Enforcement Officer	0	1	1
One Stop Manager	1	1	1
Permit Clerk	7	8	8
Plan Development Manager	1	1	1
Planner II (Commercial Building Plans Examiner)	0	1	1
Plans Reviewer	1	1	1
Project Engineer	1	2	2
Residential Inspector	0	4	4
Senior Planner	2	1	1
Special Projects Manager	0	1	1
Staff Planner	1	1	1
Total Full Time:	30	33	33
Permit Clerk	1	0	0
Total Part Time	1	0	0

City of Broken Arrow
Governmental Funds
FY2019

Position	Budget 2016-2017	Budget 2017-2018	Budget 2018-2019
POLICE			
Deputy Police Chief	1	1	1
Police Captain	7	7	7
Police Chief	1	1	1
Police Corporal	6	6	6
Police Major	3	3	3
Police Officer	105	110	115
Police Sergeant	18	18	18
Total Sworn Positions:	141	146	151
Administrative Assistant	1	1	1
Administrative Secretary	3	3	3
Animal Control Officer	5	6	6
Animal Control Supervisor	1	1	1
Budget Officer	1	1	1
Call Taker (Communications)	4	4	4
Comm. Dir. / Asst. Emerg. Mgmt. Dir.	1	1	1
Communications Officer I	12	15	15
Communications Supervisor	3	3	3
Communications Training Officer	3	0	0
Crime Prevention Specialist	1	1	1
Emergency Manager	1	1	1
Jail Supervisor	4	4	4
Jailer	12	12	12
Planning and Research Specialist	1	1	1
Property Room Supervisor	1	1	1
Records Clerk	2	2	2
Records Supervisor	1	1	1
Total Non Sworn:	57	58	58
Total Full Time:	198	204	209
Court Marshall (Part Time)	1	1	2
On-Call Jailer	2	2	2
Property Room Technician (Part Time)	1	1	1
Total Part Time:	4	4	5

City of Broken Arrow
Governmental Funds
FY2019

Position	Budget 2016-2017	Budget 2017-2018	Budget 2018-2019
FIRE			
All Firefighter Ranks	99	112	112
Assistant Fire Chief	1	1	1
Deputy Fire Chief	3	3	3
Fire Battalion Chief	3	3	3
Fire Captain	24	22	22
Fire Chief	1	1	1
Fire Investigator	3	3	3
Fire Lieutenant	21	22	22
Fire Marshall	1	1	1
Fire Plan Reviewer	1	0	0
Fire Training Major	2	2	2
Training Officer	3	3	3
Total Sworn Positions:	162	173	173
Administrative Assistant	1	1	1
Administrative Secretary	1	1	1
Fire Equipment Technician	1	2	2
Total Non Sworn:	3	4	4
Total Full Time:	165	177	177
Administrative Technician (Part Time)	1	0	0
Fire Prevention Technician (Part Time)	1	1	1
Total Part Time:	2	1	1
STREET			
Administrative Assistant	1	1	1
Crew Chief	3	3	3
Director of Street and Stormwater	1	1	1
Engineering Technician	0	1	1
Equipment Operator	2	2	2
Lead Traffic Signal Technician	0	1	1
Service Worker	6	6	6
Street Maintenance Supervisor	1	1	1
Street Superintendent	1	1	1
Supervisor - Truck Driver Section	1	1	1
Traffic Control Manager	1	1	1
Traffic Maintenance Technician	4	3	3
Traffic Signal Manager	0	1	1
Traffic Signal Technician	0	5	5
Truck Driver I	7	7	7
Total Full Time:	28	35	35

**City of Broken Arrow
Governmental Funds
FY2019**

Position	Budget 2016-2017	Budget 2017-2018	Budget 2018-2019
PARKS			
Administrative Assistant	1	1	1
Community Events Manager	1	1	1
Crew leader - Parks	2	3	3
Events Assistant	0	1	2
Facilities Supervisor	1	1	1
Farmers Market Coordinator	0	1	1
Grounds Supervisor	3	3	3
Horticulture/Forestry Crew Leader	1	1	1
Horticulturist	1	1	1
Irrigation Technician	0	0	1
Nature Center Supervisor	0	1	1
Parks and Recreation Director	1	1	1
Parks Maintenance Manager	1	1	1
Parks Maintenance Technician	1	1	1
Parks Maintenance Worker	20	20	20
Parks Superintendent	1	0	0
Recreation Assistant	2	2	2
Recreation Center Supervisor	2	2	2
Recreation Manager	1	1	1
Recreation Technician	0	1	1
Total Full Time:	39	43	45
Farmers Market Coordinator (Part Time)	1	0	0
Recreation Assistant (Part Time)	8	8	8
Total Part Time:	9	8	8
Concession Worker	6	6	6
Events Assistant	1	0	0
Lead Lifeguard	7	7	7
Lifeguard	56	56	56
Park Maintenance Worker	7	8	8
Swim Pool Assistant	2	0	0
Swim Pool Cashier	2	4	4
Swim Pool Concession Supervisor	1	1	1
Swim Pool Maintenance	1	0	0
Swim Pool Supervisor	1	1	1
Total Seasonal:	84	83	83
GENERAL FUND TOTALS			
Full time			
Non-sworn positions	218	231	235
Sworn positions	303	319	324
Total Full Time	521	550	559
Total Part Time:	23	20	21
Total Seasonal:	85	84	84

City of Broken Arrow
BAMA
FY2019

Position	Budget 2016-2017	Budget 2017-2018	Budget 2018-2019
CITY MANAGER			
Assistant City Manager of Operations	0	1	1
Executive Assistant to the City Manager of Operations	0	1	1
Total Full Time:	0	2	2
FINANCE			
Accounting Technicians	2	2	2
Utility Services Clerk	7	6	6
Utility Services Manager	0	1	1
Utility Services Supervisor	1	1	1
Total Full Time:	10	10	10
GENERAL SERVICES			
Administrative Assistant	1	1	1
Administrative Secretary	2	2	2
Administrative Secretary (Budgeted as Purchasing Writer)	0	1	1
Assistant Sanitation Manager	1	1	1
Building Maintenance Manager	1	1	1
Building Maintenance Services Coordinator	1	1	1
Building Maintenance Supervisor	1	1	1
Building Maintenance Worker	6	6	6
Building Service Supervisor	2	2	2
Building Service Worker	3	2	2
Buyer	3	3	3
Fleet Division Manager	1	1	1
Fleet Maintenance Service Worker	1	1	1
Fleet Service Technician	2	3	3
Fleet Welder	0	1	1
General Services Director	1	1	1
Mechanic	12	11	11
Mechanic Supervisor	2	2	2
Parts Clerk	2	2	2
Purchasing Manager	1	1	1
Refuse Collection Driver	16	15	15
Refuse Collector	12	9	9
Sanitation Crewleader	11	10	10
Sanitation Dispatcher/CSR	0	1	1
Sanitation Manager	1	1	1
Sanitation Supervisor	4	4	4
Sanatation Transfer Driver	0	4	4
Service Writer	1	1	1
Total Full Time:	88	89	89

City of Broken Arrow
BAMA
FY2019

Position	Budget 2016-2017	Budget 2017-2018	Budget 2018-2019
STORMWATER			
Assistant Street & Stormwater Director	0	1	1
Construction Supervisor	2	3	3
Crew Chief	3	4	4
Equipment Operator	10	12	12
Service Worker	9	11	11
Stormwater Maintenance Supervisor	1	1	1
Stormwater Superintendent	1	1	1
Truck Driver I	2	7	7
Total Full Time:	28	40	40
ENGINEERING & CONSTRUCTION			
Administrative Assistant	1	1	1
Administrative Secretary	1	1	1
Construction Division Manager	1	1	1
Contract Administrator	5	5	5
Director of Engineering and Construction	1	1	1
Engineering Division Manager	1	1	1
Engineering Technician	2	1	1
Environmental Manager(formerly Special Projects Manager)	0	1	1
GIS Analyst	2	1	1
Mapping Coordinator	1	1	1
Planning Division Manager	0	1	1
Project Engineer	6	3	4
Right-of-Way Agent	1	1	1
Stormwater Division Manager	1	1	1
Stormwater Engineer	1	1	1
Stormwater Inspector (Contract Administrator)	1	1	1
Traffic Project Engineer	0	0	1
Transportation Manager	0	1	1
Total Full Time:	25	23	25

City of Broken Arrow
BAMA
FY2019

Position	Budget 2016-2017	Budget 2017-2018	Budget 2018-2019
UTILITIES			
Administrative Assistant	1	1	1
Assistant Meter Reader Supervisor	1	1	1
Assistant Utilities Director	0	0	1
Assistant Wastewater Plant Manager	0	1	1
Assistant Water Plant Manager	1	1	1
Meter Reader	7	7	7
Meter Reader Supervisor	1	1	1
Pretreatment Coordinator	1	1	1
Pretreatment Technician	1	0	0
Service Order Technician	1	1	1
Sewer Crew Supervisor	3	5	5
Truck Driver I	5	0	0
Utilities Const. Supervisor	1	1	1
Utilities Director	1	1	1
Utilities Service Worker	18	25	24
Utilities Sewer Supervisor	1	1	1
Utilities Systems Manager (Assistant Utilities Manager)	1	1	1
Utilities Water Supervisor	1	1	1
Wastewater Industrial Tech	1	1	1
Wastewater Plant Manager	1	1	1
Wastewater Plant Maintenance Mechanic	2	1	1
Wastewater Plant Operator	3	3	5
Water Crew Supervisor	13	14	14
Water Industrial Tech	2	2	2
Water Maintenance Mechanic	2	2	2
Water Plant Manager	1	1	1
Water Plant Operator	9	9	9
Water Plant Service Worker	1	0	0
Water Quality Technician	1	1	1
Total Full Time:	81	84	86
BAMA TOTALS			
Total Full-Time	232	248	252

Development of Fiscal Year 2019 and Financial Plan 2020 Operating and Capital Budget

OCTOBER 2017	Budget Calendar Distributed. Department Directors and Division Chiefs will have access to budget levels.
DECEMBER 1, 2017	All capital requests are due. This includes rollover projects as well as new project requests. Please use the attached Spreadsheet and include projects in order of priority.
DECEMBER 22, 2017	Hearings for Capital Projects to be completed.
DECEMBER 29, 2017	Personnel changes requested for Fiscal Years 2019 and 2020 with explanations submitted to the City Manager, Assistant City Manager(s), Human Resources, and Finance. These changes can be additions, deletions, or reorganizational requests.
JANUARY 31, 2018	<p>Preparation of Operational accounts and Miscellaneous Funds are due. Estimated Actual for Fiscal Year 2018 for all accounts. Fiscal Year 2019 and Financial Plan 2020 all accounts should be completed with the exception of payroll. Complete ONLY Variable pay and overtime in payroll. Finance will complete the rest of the payroll accounts for Fiscal Year 2019 and Financial Plan 2020.</p> <p>All numbers should be entered in multiples of \$100.</p> <p>Department directors to review and propose changes to the Manual of Fees and Code Book to Assistant City Managers and Finance Director.</p> <p>Capital Budget Finalized.</p>
FEBRUARY 2018	Hearings to discuss proposed Operational Budgets will take place with Department Directors, the City Manager's Office, and the Finance Department.
MARCH 2018	Decisions are finalized and prepared for City Council consideration.
APRIL 2018	City Manager presents proposed budget and capital requests to the City Council.
JUNE 2018	City Council reviews proposed budget and capital requests. The Public Hearing will be held. Adoption of the budget, capital requests, and approval of resolutions to happen at the City Council Meeting.

RESOLUTION 1096

A RESOLUTION OF THE BROKEN ARROW CITY COUNCIL, ADOPTING THE FISCAL YEAR 2019-2020 ANNUAL BUDGET FOR THE CITY IN ACCORDANCE WITH THE PROVISIONS OF THE MUNICIPAL BUDGET ACT

WHEREAS, the provisions of the Municipal Budget Act (11 O.S. §17-201, et seq.) (“Act”) have been adopted by resolution by the City; and

WHEREAS, the Public Hearing process set forth in the Act has been completed; and

WHEREAS, the Act requires the annual budget to be adopted by the governing body of the City by resolution no later than seven (7) days prior to the beginning of the fiscal year.

NOW, THEREFORE, BE IT RESOLVED BY THE CITY COUNCIL OF THE CITY OF BROKEN ARROW, OKLAHOMA, THAT:

1. The accompanying budget document sets forth the estimated revenue and appropriations for each fund of the City and is hereby formally adopted by the Broken Arrow City Council.
2. The accompanying budget document complies with the requirements of the Act by including:
 - A complete financial plan for the City, showing revenues and expenditures, past and anticipated
 - Budget Message
 - Budget Summary - All Funds
 - Fund Budget Summaries showing estimates of revenues and expenditures
 - Departmental Appropriations by Account Category
3. In accordance with the Act, the City Council has determined that expenditures and encumbrances may not be authorized that exceed the available appropriation of any department of any fund.
4. Only the City Council may authorize budget amendments involving any supplement, decrease, or inter-departmental transfer of appropriations. The City Manager may authorize budget amendments involving intra-departmental transfers of appropriations.

ADOPTED BY THE BROKEN ARROW CITY COUNCIL THIS ____ DAY OF _____, 2018.

MAYOR

ATTEST:

City Clerk (Seal)

APPROVED AS TO FORM:

Assistant City Attorney

GENERAL FUND REVENUE SUMMARY
FISCAL YEAR 2019 BUDGET & FISCAL YEAR 2020 FINANCIAL PLAN

DESCRIPTION	ACTUAL 2017	BUDGET 2018	ESTIMATED ACTUAL 2018	BUDGET 2019	FINANCIAL PLAN 2020
Beginning Fund Balance:					
Reserved Fund Balances					
Emergency Reserve Fund Balance	5,173,816	5,635,400	5,685,129	5,725,280	5,794,686
Reserved for Compensated Absences	2,625,383	2,625,383	2,625,383	2,828,770	2,828,770
Reserved for Debt Service	1,701,903	1,787,500	1,701,903	1,753,357	1,770,900
Reserved for Alfa Laval Road	0	0	0	600,000	600,000
Reserved for Tiger Hill Wall	0	0	0	1,523,166	1,441,560
Reserved for ERP	0	0	0	0	0
Reserved for Capital Projects	511,313	1,421,832	1,677,601	0	0
Total Reserved Fund Balances	10,012,415	11,470,115	11,690,016	12,430,573	12,435,916
Total Fund Balance	10,012,415	11,470,115	11,690,016	12,430,573	12,435,916
Taxes					
Sales Tax:					
City	20,457,878	21,465,000	21,025,025	21,235,300	21,500,000
Utility	13,648,739	14,300,000	14,026,853	14,167,200	14,500,000
Total Sales Tax	34,106,617	35,765,000	35,051,878	35,402,500	36,000,000
Use Tax	2,690,188	2,045,000	3,689,924	3,726,800	4,200,000
Tobacco Tax	514,690	515,000	563,025	568,700	580,000
Franchise Tax:	4,120,368	4,244,100	4,339,271	4,384,300	4,403,000
Total Taxes	41,431,863	42,569,100	43,644,098	44,082,300	45,183,000
Other Revenues					
Licenses & Permits	940,467	929,400	793,263	937,400	949,000
Intergovernmental :	393,027	397,200	405,359	407,000	413,000
Charges for Services	10,781,860	10,423,000	10,607,499	10,875,000	11,001,800
Fines, Forfeitures and Assessments	1,417,037	1,653,600	1,196,218	1,218,500	1,265,000
Interest	20,010	19,600	20,000	21,400	22,000
Miscellaneous	1,328,535	1,260,900	1,280,420	1,363,000	1,302,100
Total Other Revenues	14,880,936	14,683,700	14,302,759	14,822,300	14,952,900
Total Current Revenues	56,312,799	57,252,800	57,946,857	58,904,600	60,135,900
Other Financing Sources:					
Transfers In	14,818,406	15,420,000	15,026,680	15,192,200	15,235,000
Total Revenues	71,131,205	72,672,800	72,973,537	74,096,800	75,370,900
Current Expenditures					
Personal Services	46,857,896	13,359,300	12,570,250	13,862,407	14,279,726
Other Services & Charges	5,776,697	4,143,800	4,162,000	4,472,700	4,467,860
Materials & Supplies	2,590,276	1,184,900	1,182,350	1,287,450	1,295,800
Total Current Expenditures	55,224,869	18,688,000	17,914,600	19,622,557	20,043,386
Other Financing Sources (Uses):					
Transfers Out	14,228,735	53,488,400	54,318,380	54,468,900	55,303,900
Total Other Financing Sources (Uses):	14,228,735	53,488,400	54,318,380	54,468,900	55,303,900
Total Budget	69,453,604	72,176,400	72,232,980	74,091,457	75,347,286
Net Income	1,677,601	496,400	740,557	5,343	23,614
Ending Fund Balance:					
Reserved Fund Balances					
Emergency Reserve Fund Balance	5,685,129	5,635,400	5,725,280	5,794,686	5,890,460
Reserved for Compensated Absences	2,625,383	2,625,383	2,828,770	2,828,770	2,828,770
Reserved for Debt Service	1,701,903	1,787,500	1,753,357	1,770,900	1,812,500
Reserved for Alfa Laval Road	0	0	600,000	600,000	0
Reserved for Tiger Hill Wall	0	0	1,523,166	1,441,560	0
Reserved for ERP	0	0	0	0	1,927,800
Reserved for Capital Projects	1,677,601	1,918,232	0	0	0
Total Reserved Fund Balances	11,690,016	11,966,515	12,430,573	12,435,916	12,459,530
Total Fund Balance	11,690,016	11,966,515	12,430,573	12,435,916	12,459,530

**GENERAL FUND
REVENUE DETAIL
FISCAL YEAR 2019 BUDGET & FISCAL YEAR 2020 FINANCIAL PLAN**

DESCRIPTION	ACTUAL REVENUES 2017	BUDGETED REVENUES 2018	ESTIMATED REVENUES 2018	BUDGETED REVENUES 2019	FINANCIAL PLAN 2020
Franchise Tax:					
Electric	1,577,187	1,196,000	1,673,267	1,690,000	1,700,000
Gas	1,127,688	1,116,400	1,250,851	1,263,400	1,250,000
Cable Television	1,353,020	1,868,500	1,367,255	1,380,900	1,400,000
Telephone	62,473	63,200	47,898	50,000	53,000
Total Franchise Tax	4,120,368	4,244,100	4,339,271	4,384,300	4,403,000
Licenses & Permits:					
Occupational Licenses	238,514	202,900	243,664	253,400	260,000
Peddlers Licenses	2,007	1,900	2,000	2,000	2,000
Food Licenses	46,428	19,000	48,385	50,000	52,000
Other Fees	92,061	86,900	92,137	92,000	95,000
Building Permits	561,457	618,700	407,077	540,000	540,000
Total Licenses & Permits	940,467	929,400	793,263	937,400	949,000
Intergovernmental :					
Intergovernmental	203,205	200,000	212,771	205,000	208,000
Alcoholic Beverage Tax	189,822	197,200	192,588	202,000	205,000
Total Intergovernmental	393,027	397,200	405,359	407,000	413,000
Fines, Forfeitures and Assessments:					
Court Fines/Returned Check Fees	1,403,019	1,650,000	1,186,218	1,206,500	1,250,000
Assessment Districts	14,018	3,600	10,000	12,000	15,000
Total Fines, Forfeitures and Assessments	1,417,037	1,653,600	1,196,218	1,218,500	1,265,000
Charges for Services:					
Planning and Zoning	237,260	233,300	232,244	241,000	245,000
Sale Of Material	58,452	41,900	63,100	40,000	42,000
BAMA PILOT	3,016,096	3,458,800	3,370,219	3,513,600	3,550,000
BAMA Overhead Charge	540,000	120,000	0	0	0
Rural Fire Runs	2,062	2,900	2,600	2,500	2,700
Inspection Fees	868,293	768,500	899,455	944,500	975,000
Ambulance Revenue	3,003,842	2,707,600	3,033,400	3,040,000	3,050,000
LifeRide	2,233,032	2,337,700	2,225,577	2,242,000	2,337,700
Training	2,850	2,700	3,200	2,900	3,000
Special Events	9,015	10,400	10,400	10,000	10,400
Cemetery Fee	145,108	145,400	147,257	150,000	150,000
Animal Control Fees	53,007	54,400	61,082	62,000	60,000
Nuisance Abatement	44,216	36,000	(24,738)	36,000	36,000
Parks and Recreation	227,061	205,100	248,779	250,000	240,000
Swimming Pools	228,554	226,100	229,171	231,500	235,000
Administrative Fees	14,644	19,800	19,800	15,000	15,000
Schools	46,051	0	46,051	46,000	0
Juvenile Court	52,317	52,400	39,902	48,000	50,000
Total Charges for Services	10,781,860	10,423,000	10,607,499	10,875,000	11,001,800

**GENERAL FUND
REVENUE DETAIL
FISCAL YEAR 2019 BUDGET & FISCAL YEAR 2020 FINANCIAL PLAN**

DESCRIPTION	ACTUAL REVENUES 2017	BUDGETED REVENUES 2018	ESTIMATED REVENUES 2018	BUDGETED REVENUES 2019	FINANCIAL PLAN 2020
Miscellaneous:					
Rental Property	1,172,061	1,193,500	1,164,362	1,190,000	1,190,000
Donations	17,516	28,600	0	25,000	28,600
Miscellaneous	107,292	7,900	75,803	100,000	50,000
Insurance Proceeds	31,666	30,900	40,255	48,000	33,500
Total Miscellaneous	1,328,535	1,260,900	1,280,420	1,363,000	1,302,100
Transfers In:					
BAMA	13,653,410	14,300,000	14,016,680	14,167,200	14,200,000
Conference & Visitors Board	270,000	225,000	225,000	225,000	225,000
Street and Alley	720,000	720,000	720,000	720,000	720,000
E-911	0	0	0	0	0
Sinking Fund	174,996	175,000	65,000	80,000	90,000
Total Transfers In	14,818,406	15,420,000	15,026,680	15,192,200	15,235,000

**GENERAL FUND
ACTUAL EXPENDITURES
FISCAL YEAR 2017**

DEPARTMENT/DIVISION	PERSONAL SERVICES	OTHER SERVICES & CHARGES	MATERIALS AND SUPPLIES	TOTAL
CITY MANAGER	1,048,687	52,642	6,162	1,107,491
FINANCE - ACCOUNTING	946,050	58,431	10,407	1,014,888
CITY ATTORNEY	755,868	114,515	31,371	901,754
HUMAN RESOURCES:				
HUMAN RESOURCES	497,990	154,705	3,705	656,400
RISK MANAGEMENT	214,668	13,957	4,507	233,132
TOTAL HUMAN RESOURCES	712,658	168,662	8,212	889,532
INFORMATION TECHNOLOGIES	958,373	293,927	28,445	1,280,745
DEVELOPMENT SERVICES:				
ONE STOP CENTER	792,886	112,061	23,872	928,819
PLANNING	629,531	14,424	5,868	649,823
INSPECTIONS	716,542	24,553	19,123	760,218
TOTAL DEVELOPMENT SERVICES	2,138,959	151,038	48,863	2,338,860
GENERAL GOVERNMENT	7,969	2,019,986	14,117	2,042,072
CITY/COURT CLERK	511,551	71,729	7,959	591,239
POLICE DEPARTMENT:				
POLICE	15,224,803	969,040	742,739	16,936,582
COMMUNICATIONS	1,588,423	261,313	19,581	1,869,317
JAIL OPERATIONS	862,019	25,155	46,565	933,739
ANIMAL CONTROL	386,961	52,529	26,432	465,922
RECORDS	148,167	109	1,444	149,720
TOTAL POLICE	18,210,373	1,308,146	836,761	20,355,280
FIRE DEPARTMENT:				
FIRE	10,417,256	555,110	304,858	11,277,224
EMS	5,220,781	258,887	369,289	5,848,957
TRAINING	391,231	11,329	21,998	424,558
FIRE PREVENTION	632,859	5,852	9,253	647,964
TOTAL FIRE	16,662,127	831,178	705,398	18,198,703
GENERAL SERVICES	171,952	7,991	9,658	189,601
STREET/STORMWATER				
STREET	1,655,433	74,579	379,249	2,109,261
SIGNAL MAINTENANCE	402,722	42,696	129,990	575,408
TOTAL STREET/STORMWATER	2,058,155	117,275	509,239	2,684,669
PARKS:				
PARKS	1,545,309	185,506	223,188	1,954,003
MAIN PLACE	0	41,581	2,230	43,811
RECREATION	717,425	229,365	99,619	1,046,409
FORESTRY/HORTICULTURE	277,708	36,432	34,376	348,516
HISTORICAL MUSEUM	0	41,209	917	42,126
SPECIAL EVENTS	134,732	47,084	13,354	195,170
TOTAL PARKS	2,675,174	581,177	373,684	3,630,035
TOTAL DEPARTMENTAL	46,857,896	5,776,697	2,590,276	55,224,869
TRANSFERS OUT				
BAMA				13,648,739
BAEDA				579,996
TRANSFERS OUT				14,228,735
TOTAL EXPENDITURES/USES	46,857,896	5,776,697	2,590,276	69,453,604

**GENERAL FUND
BUDGETED EXPENDITURES
FISCAL YEAR 2018**

DEPARTMENT/DIVISION	PERSONAL SERVICES	OTHER SERVICES & CHARGES	MATERIALS AND SUPPLIES	TOTAL
CITY MANAGER				
CITY MANAGER	876,500	48,800	8,000	933,300
COMMUNICATIONS	232,900	64,800	3,200	300,900
TOTAL CITY MANAGER	1,109,400	113,600	11,200	1,234,200
FINANCE - ACCOUNTING	988,700	86,200	16,500	1,091,400
CITY ATTORNEY	808,100	113,800	45,600	967,500
HUMAN RESOURCES:				
HUMAN RESOURCES	577,900	347,350	6,600	931,850
RISK MANAGEMENT	235,700	39,764	41,286	316,750
TOTAL HUMAN RESOURCES	813,600	387,114	47,886	1,248,600
INFORMATION TECHNOLOGIES	1,017,600	414,100	30,200	1,461,900
DEVELOPMENT SERVICES:				
ONE STOP CENTER	760,300	78,000	23,700	862,000
PLANNING	661,300	26,140	13,060	700,500
INSPECTIONS	934,300	91,300	33,100	1,058,700
TOTAL DEVELOPMENT SERVICES	2,355,900	195,440	69,860	2,621,200
GENERAL GOVERNMENT	12,500	1,934,800	15,000	1,962,300
CITY/COURT CLERK	579,100	84,700	20,100	683,900
GENERAL SERVICES	182,100	16,400	17,700	216,200
STREET/STORMWATER				
STREET	1,788,400	79,200	459,000	2,326,600
SIGNAL MAINTENANCE	518,900	24,600	45,500	589,000
TOTAL STREET/STORMWATER	2,307,300	103,800	504,500	2,915,600
PARKS:				
PARKS	1,704,194	227,300	231,500	2,162,994
MAIN PLACE	0	46,400	4,200	50,600
RECREATION	787,006	239,000	104,600	1,130,606
FORESTRY/HORTICULTURE	357,100	40,200	40,600	437,900
HISTORICAL MUSEUM	0	45,100	2,500	47,600
SPECIAL EVENTS	196,500	83,900	33,900	314,300
TOTAL PARKS	3,044,800	681,900	417,300	4,144,000
TOTAL DEPARTMENTAL	13,219,100	4,131,854	1,195,846	18,546,800
TRANSFERS OUT				
TRANSFERS OUT				
BAMA				14,300,000
BAEDA				600,000
PUBLIC SAFETY SALES TAX:				
POLICE				21,011,800
FIRE				17,576,600
TRANSFERS OUT				53,488,400
TOTAL EXPENDITURES/USES	13,219,100	4,131,854	1,195,846	72,035,200

**GENERAL FUND
ESTIMATED ACTUAL
FISCAL YEAR 2018**

DEPARTMENT/DIVISION	PERSONAL SERVICES	OTHER SERVICES & CHARGES	MATERIALS AND SUPPLIES	TOTAL
CITY MANAGER				
CITY MANAGER	861,000	41,400	6,000	908,400
COMMUNICATIONS	224,200	68,800	3,500	296,500
TOTAL CITY MANAGER	1,085,200	110,200	9,500	1,204,900
FINANCE - ACCOUNTING	851,100	63,600	13,900	928,600
CITY ATTORNEY	758,000	142,400	42,000	942,400
HUMAN RESOURCES:				
HUMAN RESOURCES	622,000	337,200	7,100	966,300
RISK MANAGEMENT	151,100	25,400	26,500	203,000
TOTAL HUMAN RESOURCES	773,100	362,600	33,600	1,169,300
INFORMATION TECHNOLOGIES	997,900	396,600	34,400	1,428,900
DEVELOPMENT SERVICES:				
ONE STOP CENTER	690,800	72,000	22,600	785,400
PLANNING	699,000	27,600	12,400	739,000
INSPECTIONS	918,000	75,700	37,100	1,030,800
TOTAL DEVELOPMENT SERVICES	2,307,800	175,300	72,100	2,555,200
GENERAL GOVERNMENT	12,500	2,010,700	15,300	2,038,500
CITY/COURT CLERK	536,200	72,700	19,800	628,700
GENERAL SERVICES	144,500	11,900	14,050	170,450
STREET/STORMWATER				
STREET	1,831,300	129,600	470,700	2,431,600
SIGNAL MAINTENANCE	412,000	25,700	44,200	481,900
TOTAL STREET/STORMWATER	2,243,300	155,300	514,900	2,913,500
PARKS:				
PARKS	1,622,850	225,600	244,700	2,093,150
MAIN PLACE	0	39,700	3,500	43,200
RECREATION	725,700	229,700	94,500	1,049,900
FORESTRY/HORTICULTURE	320,100	39,200	38,300	397,600
HISTORICAL MUSEUM	0	42,600	2,100	44,700
SPECIAL EVENTS	192,000	83,900	29,700	305,600
TOTAL PARKS	2,860,650	660,700	412,800	3,934,150
TOTAL DEPARTMENTAL	12,570,250	4,162,000	1,182,350	17,914,600
TRANSFERS OUT				
TRANSFERS OUT				
BAMA				14,016,680
BAEDA				600,000
PUBLIC SAFETY SALES TAX:				
POLICE				21,617,988
FIRE				18,083,712
TRANSFERS OUT				54,318,380
TOTAL EXPENDITURES/USES	12,570,250	4,162,000	1,182,350	72,232,980

**GENERAL FUND BUDGET
BUDGETED EXPENDITURES
FISCAL YEAR 2019**

DEPARTMENT/DIVISION	PERSONAL SERVICES	OTHER SERVICES & CHARGES	MATERIALS AND SUPPLIES	TOTAL
CITY MANAGER				
CITY MANAGER	917,819	45,100	7,500	970,419
COMMUNICATIONS	228,660	119,200	1,400	349,260
TOTAL CITY MANAGER	1,146,479	164,300	8,900	1,319,679
FINANCE - ACCOUNTING	1,029,692	98,100	20,300	1,148,092
CITY ATTORNEY	876,302	138,700	36,000	1,051,002
HUMAN RESOURCES:				
HUMAN RESOURCES	680,521	318,900	13,650	1,013,071
RISK MANAGEMENT	148,634	44,400	26,100	219,134
TOTAL HUMAN RESOURCES	829,155	363,300	39,750	1,232,205
INFORMATION TECHNOLOGIES	1,049,582	468,800	40,000	1,558,382
DEVELOPMENT SERVICES:				
ONE STOP CENTER	819,590	68,800	17,500	905,890
SPECIAL PROJECTS	140,354	11,000	6,100	157,454
PLANNING	688,270	40,900	7,800	736,970
INSPECTIONS	969,402	100,100	39,500	1,109,002
TOTAL DEVELOPMENT SERVICES	2,617,616	220,800	70,900	2,909,316
GENERAL GOVERNMENT	12,500	2,019,000	17,000	2,048,500
CITY/COURT CLERK	614,448	89,700	15,000	719,148
GENERAL SERVICES	178,473	16,400	15,300	210,173
STREET/STORMWATER				
STREET	1,878,884	115,900	535,700	2,530,484
SIGNAL MAINTENANCE	515,031	47,700	56,500	619,231
TOTAL STREET/STORMWATER	2,393,915	163,600	592,200	3,149,715
PARKS:				
PARKS	1,716,887	254,200	250,200	2,221,287
MAIN PLACE	0	45,500	3,500	49,000
RECREATION	808,783	250,300	103,000	1,162,083
FORESTRY/HORTICULTURE	356,685	54,600	50,900	462,185
HISTORICAL MUSEUM	0	49,100	2,500	51,600
SPECIAL EVENTS	231,890	76,300	22,000	330,190
TOTAL PARKS	3,114,245	730,000	432,100	4,276,345
TOTAL DEPARTMENTAL	13,862,407	4,472,700	1,287,450	19,622,557
TRANSFERS OUT				
TRANSFERS OUT				
BAMA				14,167,200
BAEDA				600,000
PUBLIC SAFETY SALES TAX:				
POLICE				21,617,988
FIRE				18,083,712
TRANSFERS OUT				54,468,900
TOTAL EXPENDITURES/USES	13,862,407	4,472,700	1,287,450	74,091,457

**GENERAL FUND BUDGET
BUDGETED EXPENDITURES
FISCAL YEAR 2020**

DEPARTMENT/DIVISION	PERSONAL SERVICES	OTHER SERVICES & CHARGES	MATERIALS AND SUPPLIES	TOTAL
CITY MANAGER				
CITY MANAGER	946,320	46,400	7,500	1,000,220
COMMUNICATIONS	235,716	74,200	1,400	311,316
TOTAL CITY MANAGER	1,182,036	120,600	8,900	1,311,536
FINANCE - ACCOUNTING	1,077,616	118,400	14,800	1,210,816
CITY ATTORNEY	922,250	148,400	46,000	1,116,650
HUMAN RESOURCES:				
HUMAN RESOURCES	720,260	324,700	13,250	1,058,210
RISK MANAGEMENT	153,394	46,400	21,000	220,794
TOTAL HUMAN RESOURCES	873,654	371,100	34,250	1,279,004
INFORMATION TECHNOLOGIES	1,080,198	465,600	32,900	1,578,698
DEVELOPMENT SERVICES:				
ONE STOP CENTER	845,966	72,460	20,300	938,726
SPECIAL PROJECTS	144,813	6,600	7,900	159,313
PLANNING	710,333	32,500	4,100	746,933
INSPECTIONS	1,000,440	102,300	33,100	1,135,840
TOTAL DEVELOPMENT SERVICES	2,701,552	213,860	65,400	2,980,812
GENERAL GOVERNMENT	12,500	1,993,300	15,000	2,020,800
CITY/COURT CLERK	566,793	96,000	14,300	677,093
GENERAL SERVICES	179,437	17,500	15,300	212,237
STREET/STORMWATER				
STREET	1,937,729	117,500	548,200	2,603,429
SIGNAL MAINTENANCE	531,417	26,400	46,000	603,817
TOTAL STREET/STORMWATER	2,469,146	143,900	594,200	3,207,246
PARKS:				
PARKS	1,782,567	289,000	261,900	2,333,467
MAIN PLACE	0	45,500	3,500	49,000
RECREATION	826,432	250,300	103,000	1,179,732
FORESTRY/HORTICULTURE	358,939	56,800	50,000	465,739
HISTORICAL MUSEUM	0	54,100	2,500	56,600
SPECIAL EVENTS	246,606	83,500	33,850	363,956
TOTAL PARKS	3,214,544	779,200	454,750	4,448,494
TOTAL DEPARTMENTAL	14,279,726	4,467,860	1,295,800	20,043,386
TRANSFERS OUT				
TRANSFERS OUT				
BAMA				14,200,000
BAEDA				600,000
PUBLIC SAFETY SALES TAX:				
POLICE				22,069,900
FIRE				18,434,000
TRANSFERS OUT				55,303,900
TOTAL EXPENDITURES/USES	14,279,726	4,467,860	1,295,800	75,347,286

OFFICE OF THE CITY MANAGER

DIVISIONS:

City Manager

Communications

PURPOSE:

To serve as the Chief Executive Officer of the City of Broken Arrow providing for the oversight and administration of all City departments, directing the implementation of policies and programs adopted by the City Council, resolving citizen concerns, representing the City with in the community, region and state as required and recommending the annual budget and policy recommendations for consideration by the City Council. The City Manager's office is also responsible for communications of City business and plans and the coordination of major projects.

FINANCIAL HIGHLIGHTS

	FISCAL YEAR 2017 ACTUAL	FISCAL YEAR 2018 BUDGET	FISCAL YEAR 2018 ESTIMATED ACTUAL	FISCAL YEAR 2019 BUDGET	FISCAL YEAR 2020 FINANCIAL PLAN
PERSONAL SERVICES:					
SALARIES & WAGES	892,689	785,700	795,800	835,707	861,434
EMPLOYEE BENEFITS	315,931	323,700	289,400	310,772	320,602
TOTAL PERSONAL SERVICES	1,208,620	1,109,400	1,085,200	1,146,479	1,182,036
OTHER SERVICES & CHARGES					
PROF & TECH SERVICES	41,504	52,200	50,000	75,000	29,800
PROPERTY SERVICES	4,039	4,500	4,100	4,000	4,000
OTHER SERVICES	55,779	56,800	56,100	85,200	86,700
TOTAL OTHER SERVICES & CHARGES	101,322	113,500	110,200	164,200	120,500
MATERIALS & SUPPLIES	7,497	11,200	9,500	8,900	8,900
TOTAL	1,317,439	1,234,100	1,204,900	1,319,579	1,311,436

**CITY OF BROKEN ARROW
GENERAL FUND
CITY MANAGER DEPARTMENT
City Manager's Office**

ACCOUNT NUMBER/DESCRIPTION	FISCAL YEAR	FISCAL YEAR	FISCAL YEAR	FISCAL YEAR	FISCAL YEAR
	2017	2018	2018	2019	2020
	ACTUAL	BUDGET	ESTIMATED	BUDGET	FINANCIAL
			ACTUAL		PLAN
010-0300-413.10-04 REGULAR	743,812	595,800	595,500	630,408	649,981
010-0300-413.10-05 VARIABLE PAY PROGRAM	3,690	0	5,000	5,000	5,000
010-0300-413.10-08 PART TIME & TEMPORARY	23,068	27,300	24,000	27,253	28,100
010-0300-413.10-11 OVERTIME	5,952	5,000	1,200	0	0
SALARIES AND WAGES	<u>776,522</u>	<u>628,100</u>	<u>625,700</u>	<u>662,661</u>	<u>683,081</u>
010-0300-413.20-10 LONGEVITY	6,700	6,200	6,200	6,300	6,363
010-0300-413.20-12 EDUCATION/PERFORMANCE	2,599	1,500	1,800	1,500	1,515
010-0300-413.20-21 SOCIAL SECURITY	54,208	49,700	44,100	51,501	53,017
010-0300-413.20-22 RETIREMENT	88,044	71,200	75,000	75,346	77,594
010-0300-413.20-26 INSURANCE	97,842	98,200	90,600	101,388	105,518
010-0300-413.20-40 CAR ALLOWANCE	15,015	10,800	10,600	10,800	10,909
010-0300-413.20-41 CELL PHONE ALLOWANCE	7,757	10,800	7,000	8,323	8,323
EMPLOYEE BENEFITS	<u>272,165</u>	<u>248,400</u>	<u>235,300</u>	<u>255,158</u>	<u>263,239</u>
PERSONAL SERVICES	<u>1,048,687</u>	<u>876,500</u>	<u>861,000</u>	<u>917,819</u>	<u>946,320</u>
010-0300-413.30-11 REG. FEES & CERTIFICATION	11,627	10,000	10,000	11,500	10,800
010-0300-413.30-85 MEMBERSHIP DUES	2,992	4,500	3,500	3,500	4,000
010-0300-413.30-87 PROFESSIONAL SERVICES	1,100	500	100	500	500
PROF & TECH SERVICES	<u>15,719</u>	<u>15,000</u>	<u>13,600</u>	<u>15,500</u>	<u>15,300</u>
010-0300-413.40-55 MAINTENANCE SERVICES	<u>4,039</u>	<u>4,500</u>	<u>4,000</u>	<u>4,000</u>	<u>4,000</u>
PROPERTY SERVICES	<u>4,039</u>	<u>4,500</u>	<u>4,000</u>	<u>4,000</u>	<u>4,000</u>
010-0300-413.50-03 TRAVEL & EXPENSES	24,339	20,000	20,600	22,000	23,000
010-0300-413.50-37 TEMPORARY SERVICES	6,052	6,000	1,400	2,000	2,000
010-0300-413.50-54 OUTSIDE DATA SERVICES	2,493	2,800	1,700	1,500	2,000
010-0300-413.50-86 MISCELLANEOUS	0	500	100	100	100
OTHER SERVICES	<u>32,884</u>	<u>29,300</u>	<u>23,800</u>	<u>25,600</u>	<u>27,100</u>
OTHER SERVICES & CHARGES	<u>52,642</u>	<u>48,800</u>	<u>41,400</u>	<u>45,100</u>	<u>46,400</u>
010-0300-413.60-03 OFFICE SUPPLIES	3,527	3,000	3,500	3,000	3,000
010-0300-413.60-23 MATERIAL & SUPPLIES	1,100	2,500	1,400	2,500	2,500
010-0300-413.60-24 OTHER EQUIPMENT	1,273	2,000	1,100	2,000	2,000
010-0300-413.60-28 BOOKS, MAGS, & SUBSCRIPT.	262	500	0	0	0
MATERIAL & SUPPLIES	<u>6,162</u>	<u>8,000</u>	<u>6,000</u>	<u>7,500</u>	<u>7,500</u>
CITY MANAGER	<u>1,107,491</u>	<u>933,300</u>	<u>908,400</u>	<u>970,419</u>	<u>1,000,220</u>

**CITY OF BROKEN ARROW
GENERAL FUND
CITY MANAGER DEPARTMENT
Communications Division**

ACCOUNT NUMBER/DESCRIPTION	FISCAL YEAR	FISCAL YEAR	FISCAL YEAR	FISCAL YEAR	FISCAL YEAR
	2017	2018	2018	2019	2020
	ACTUAL	BUDGET	ESTIMATED	BUDGET	FINANCIAL
			ACTUAL		PLAN
010-0310-413.10-04 REGULAR	115,420	157,600	165,700	170,946	176,253
010-0310-413.10-05 VARIABLE PAY	0	0	3,200	1,000	1,000
010-0310-413.10-11 OVERTIME	747	0	1,100	1,100	1,100
010-0310-413.10-19 INJURY PAY	0	0	100	0	0
SALARIES AND WAGES	<u>116,167</u>	<u>157,600</u>	<u>170,100</u>	<u>173,046</u>	<u>178,353</u>
010-0310-413.20-21 SOCIAL SECURITY	8,285	11,700	12,400	12,774	13,105
010-0310-413.20-22 RETIREMENT	11,669	15,800	16,900	17,281	17,738
010-0310-413.20-26 INSURANCE	23,290	47,200	23,600	23,697	24,658
010-0310-413.20-41 CELL PHONE ALLOWANCE	522	600	1,200	1,862	1,862
EMPLOYEE BENEFITS	<u>43,766</u>	<u>75,300</u>	<u>54,100</u>	<u>55,614</u>	<u>57,363</u>
PERSONAL SERVICES	<u>159,933</u>	<u>232,900</u>	<u>224,200</u>	<u>228,660</u>	<u>235,716</u>
010-0310-413.30-11 REG. FEES & CERTIFICATION	3,374	3,800	3,000	3,000	3,000
010-0310-413.30-85 MEMBERSHIP DUES	545	500	500	500	500
010-0310-413.30-87 PROFESSIONAL SERVICES	21,866	32,900	32,900	56,000	11,000
PROF & TECH SERVICES	<u>25,785</u>	<u>37,200</u>	<u>36,400</u>	<u>59,500</u>	<u>14,500</u>
010-0300-413.40-55 MAINTENANCE SERVICES	57	100	100	100	100
PROPERTY SERVICES	<u>57</u>	<u>100</u>	<u>100</u>	<u>100</u>	<u>100</u>
010-0310-413.50-03 TRAVEL & EXPENSES	2,093	3,000	2,800	3,000	3,000
010-0310-413.50-36 PRINTING SERVICES	13,222	16,500	20,500	40,700	40,700
010-0310-413.50-39 POSTAGE	7,156	7,200	8,500	15,400	15,400
010-0310-413.50-54 OUTSIDE DATA SERVICES	424	800	500	500	500
OTHER SERVICES	<u>22,895</u>	<u>27,500</u>	<u>32,300</u>	<u>59,600</u>	<u>59,600</u>
OTHER SERVICES & CHARGES	<u>48,737</u>	<u>64,800</u>	<u>68,800</u>	<u>119,200</u>	<u>74,200</u>
010-0310-413.60-03 OFFICE SUPPLIES	120	300	300	300	300
010-0310-413.60-23 MATERIAL & SUPPLIES	100	100	500	300	300
010-0310-413.60-24 OTHER EQUIPMENT	800	2,800	2,400	500	500
010-0310-413.60-28 BOOKS, MAGS, & SUBSCRIPT.	315	0	300	300	300
MATERIAL & SUPPLIES	<u>1,335</u>	<u>3,200</u>	<u>3,500</u>	<u>1,400</u>	<u>1,400</u>
COMMUNICATIONS	<u>210,005</u>	<u>300,900</u>	<u>296,500</u>	<u>349,260</u>	<u>311,316</u>
TOTAL CITY MANAGER	<u><u>1,317,496</u></u>	<u><u>1,234,200</u></u>	<u><u>1,204,900</u></u>	<u><u>1,319,679</u></u>	<u><u>1,311,536</u></u>

FINANCE DEPARTMENT

DIVISION -

Accounting

PURPOSE:

To provide public financial services in accordance with established financial policies including accounting for City revenues, expenditures, assets and liabilities; preparing and administering the annual budget; maintaining the City's investment portfolio; assuring timely payment of the City's bills, claims and debt liabilities; developing and monitoring the City's annual capital plan; maintaining and providing copies of all official financial documents; accounting for and obtaining reimbursement for Federal and State grants and loans; and developing and implementing financial policies and programs consistent with legal requirements.

FINANCIAL HIGHLIGHTS

	FISCAL YEAR 2017 ACTUAL	FISCAL YEAR 2018 BUDGET	FISCAL YEAR 2018 ESTIMATED ACTUAL	FISCAL YEAR 2019 BUDGET	FISCAL YEAR 2020 FINANCIAL PLAN
PERSONAL SERVICES:					
SALARIES & WAGES	702,882	724,400	637,400	749,777	781,596
EMPLOYEE BENEFITS	243,168	264,300	213,700	279,915	296,020
TOTAL PERSONAL SERVICES	946,050	988,700	851,100	1,029,692	1,077,616
OTHER SERVICES & CHARGES					
PROF & TECH SERVICES	42,530	44,800	30,100	62,000	73,500
PROPERTY SERVICES	13,409	35,200	29,000	29,400	37,900
OTHER SERVICES	2,492	6,200	4,500	6,700	7,000
TOTAL OTHER SERVICES & CHARGES	58,431	86,200	63,600	98,100	118,400
MATERIALS & SUPPLIES	10,407	16,500	13,900	20,300	14,800
TOTAL	1,014,888	1,091,400	928,600	1,148,092	1,210,816

**CITY OF BROKEN ARROW
GENERAL FUND
FINANCE DEPARTMENT
Accounting Division**

ACCOUNT NUMBER/DESCRIPTION	FISCAL YEAR		FISCAL YEAR	FISCAL YEAR	
	2017	2018	2018	2019	2020
	ACTUAL	BUDGET	ESTIMATED	BUDGET	FINANCIAL
			ACTUAL		PLAN
010-0501-415.10-04 REGULAR	689,002	709,900	620,500	735,277	767,096
010-0501-415.10-05 VARIABLE PAY PROGRAM	1,191	2,500	1,200	2,500	2,500
010-0501-415.10-11 OVERTIME	12,689	12,000	15,700	12,000	12,000
SALARIES AND WAGES	702,882	724,400	637,400	749,777	781,596
010-0501-415.20-10 LONGEVITY	11,700	12,100	10,900	9,700	9,798
010-0501-415.20-12 EDUCATION/PERFORMANCE	1,444	1,500	1,500	1,500	1,515
010-0501-415.20-21 SOCIAL SECURITY	52,092	56,300	48,500	56,702	58,397
010-0501-415.20-22 RETIREMENT	71,663	74,000	58,800	74,801	77,952
010-0501-415.20-26 INSURANCE	105,206	119,200	93,400	135,350	146,496
010-0501-415.20-41 CELL PHONE ALLOWANCE	1,063	1,200	600	1,862	1,862
EMPLOYEE BENEFITS	243,168	264,300	213,700	279,915	296,020
PERSONAL SERVICES	946,050	988,700	851,100	1,029,692	1,077,616
010-0501-415.30-11 REG. FEES & CERTIFICATION	7,215	8,000	2,600	5,000	5,000
010-0501-415.30-81 AUDIT FEES	34,500	36,000	27,500	28,500	40,000
010-0501-415.30-85 MEMBERSHIP DUES	815	800	0	1,000	1,000
010-0501-415.30-87 PROFESSIONAL SERVICES	0	0	0	27,500	27,500
PROF & TECH SERVICES	42,530	44,800	30,100	62,000	73,500
010-0501-415.40-55 MAINTENANCE SERVICES	13,409	35,200	29,000	29,400	37,900
PROPERTY SERVICES	13,409	35,200	29,000	29,400	37,900
010-0501-415.50-03 TRAVEL & EXPENSES	1,480	5,000	3,800	5,500	5,500
010-0501-415.50-28 CONTRACT SERVICES	0	200	200	200	300
010-0501-415.50-54 OUTSIDE DATA SERVICES	1,012	1,000	500	1,000	1,200
OTHER SERVICES	2,492	6,200	4,500	6,700	7,000
OTHER SERVICES & CHARGES	58,431	86,200	63,600	98,100	118,400
010-0501-415.60-03 OFFICE SUPPLIES	6,644	9,100	8,200	9,100	9,100
010-0501-415.60-23 MATERIAL & SUPPLIES	1,190	4,900	3,500	4,000	3,000
010-0501-415.60-24 OTHER EQUIPMENT	2,449	2,000	2,000	7,000	2,500
010-0501-415.60-28 BOOKS, MAGS, & SUBSCRIPT.	124	500	200	200	200
MATERIAL & SUPPLIES	10,407	16,500	13,900	20,300	14,800
FINANCE	1,014,888	1,091,400	928,600	1,148,092	1,210,816

OFFICE OF THE CITY ATTORNEY

PURPOSE:

To provide ethical, trustworthy, competent and cost effective legal services to the City Council, City Manager, Boards and Authorities, as well as to the officers and employees of the City. These services include representing the City in all litigation and controversies to which it is a party, managing outside counsel representation as required, preparing ordinances, resolutions and contracts, reviewing bonds, certificates of insurance and other documents of interest to the City.

FINANCIAL HIGHLIGHTS

	FISCAL YEAR 2017 ACTUAL	FISCAL YEAR 2018 BUDGET	FISCAL YEAR 2018 ESTIMATED ACTUAL	FISCAL YEAR 2019 BUDGET	FISCAL YEAR 2020 FINANCIAL PLAN
PERSONAL SERVICES:					
SALARIES & WAGES	570,195	578,900	555,200	640,207	682,337
EMPLOYEE BENEFITS	185,673	229,200	202,800	236,095	239,913
TOTAL PERSONAL SERVICES	755,868	808,100	758,000	876,302	922,250
OTHER SERVICES & CHARGES					
PROF & TECH SERVICES	71,797	81,500	112,000	110,700	114,300
PROPERTY SERVICES	34,317	21,300	15,200	16,800	17,900
OTHER SERVICES	8,401	11,000	15,200	11,200	16,200
TOTAL OTHER SERVICES & CHARGES	114,515	113,800	142,400	138,700	148,400
MATERIALS & SUPPLIES	31,371	45,600	42,000	36,000	46,000
TOTAL	901,754	967,500	942,400	1,051,002	1,116,650

**CITY OF BROKEN ARROW
GENERAL FUND
CITY ATTORNEY DEPARTMENT**

ACCOUNT NUMBER/DESCRIPTION	FISCAL YEAR	FISCAL YEAR	FISCAL YEAR	FISCAL YEAR	FISCAL YEAR
	2017	2018	2018	2019	2020
	ACTUAL	BUDGET	ESTIMATED	BUDGET	FINANCIAL
			ACTUAL		PLAN
010-0800-415.10-04 REGULAR	534,737	544,500	520,500	602,665	639,925
010-0800-415.10-05 VARIABLE PAY PROGRAM	4,125	0	4,800	5,500	6,000
010-0800-415.10-08 PART TIME & TEMPORARY	29,367	27,400	25,700	28,042	28,912
010-0800-415.10-11 OVERTIME	1,966	7,000	4,200	4,000	7,500
SALARIES AND WAGES	570,195	578,900	555,200	640,207	682,337
010-0800-415.20-10 LONGEVITY	6,200	5,100	5,100	3,400	3,400
010-0800-415.20-12 EDUCATION/PERFORMANCE	1,155	1,200	1,400	1,800	1,819
010-0800-415.20-21 SOCIAL SECURITY	41,157	44,500	41,000	48,627	49,113
010-0800-415.20-22 RETIREMENT	54,558	53,400	52,700	61,553	59,468
010-0800-415.20-26 INSURANCE	82,024	122,200	100,000	115,128	120,526
010-0800-415.20-41 CELL PHONE ALLOWANCE	579	2,800	2,600	5,587	5,587
EMPLOYEE BENEFITS	185,673	229,200	202,800	236,095	239,913
PERSONAL SERVICES	755,868	808,100	758,000	876,302	922,250
010-0800-415.30-08 OUTSIDE LEGAL COUNSEL	62,525	70,000	100,000	100,000	100,000
010-0800-415.30-11 REG. FEES & CERTIFICATION	3,014	6,000	6,400	4,500	7,500
010-0800-415.30-85 MEMBERSHIP DUES	5,555	5,000	5,000	5,500	6,000
010-0800-415.30-87 PROFESSIONAL SERVICES	703	500	600	700	800
PROPERTY SERVICES	71,797	81,500	112,000	110,700	114,300
010-0800-415.40-28 MISC CONTRACT SERVICES	28,560	15,000	8,300	9,500	10,000
010-0800-415.40-33 OTHER RENTAL	1,367	1,300	1,200	1,300	1,400
010-0800-415.40-55 MAINTENANCE SERVICES	4,390	5,000	5,700	6,000	6,500
PROPERTY SERVICES	34,317	21,300	15,200	16,800	17,900
010-0800-415.50-03 TRAVEL & EXPENSES	7,800	10,000	14,000	10,000	15,000
010-0800-415.50-54 OUTSIDE DATA SERVICES	556	500	700	700	700
010-0800-415.50-86 MISCELLANEOUS	45	500	500	500	500
OTHER SERVICES	8,401	11,000	15,200	11,200	16,200
OTHER SERVICES & CHARGES	114,515	113,800	142,400	138,700	148,400
010-0800-415.60-03 OFFICE SUPPLIES	5,220	5,000	4,800	5,000	5,000
010-0800-415.60-23 MATERIAL & SUPPLIES	1,376	2,000	1,400	2,000	2,000
010-0800-415.60-24 OTHER EQUIPMENT	3,259	3,600	3,800	4,000	4,000
010-0800-415.60-28 BOOKS, MAGS, & SUBSCRIPT.	21,516	35,000	32,000	25,000	35,000
MATERIAL & SUPPLIES	31,371	45,600	42,000	36,000	46,000
LAW	901,754	967,500	942,400	1,051,002	1,116,650

HUMAN RESOURCES DEPARTMENT

DIVISIONS:

Human Resources

Risk Management/Employee Safety

PURPOSE:

Human Resources provides services to the City and its employees by the assisting in the hiring and orientation process for new employees, maintaining accurate employee records, administering the payroll, supervising and employee benefit plans and providing training opportunities.

Risk Management works to maintain safe work conditions for the employees of the City of Broken Arrow, safe facilities for citizens of the City, investigate incidents involving City vehicles and equipment, conducts safety and other types of training courses for employees; reviews and updates work rules and safety policies as required.

FINANCIAL HIGHLIGHTS

	FISCAL YEAR 2017 ACTUAL	FISCAL YEAR 2018 BUDGET	FISCAL YEAR 2018 ESTIMATED ACTUAL	FISCAL YEAR 2019 BUDGET	FISCAL YEAR 2020 FINANCIAL PLAN
PERSONAL SERVICES:					
SALARIES & WAGES	502,205	564,100	540,800	565,057	597,340
EMPLOYEE BENEFITS	210,453	249,500	232,300	264,098	276,314
TOTAL PERSONAL SERVICES	712,658	813,600	773,100	829,155	873,654
OTHER SERVICES & CHARGES					
PROF & TECH SERVICES	62,742	246,250	238,700	210,900	213,700
PROPERTY SERVICES	78,546	81,964	80,100	85,700	87,200
OTHER SERVICES	27,374	58,900	43,800	66,700	70,200
TOTAL OTHER SERVICES & CHARGES	168,662	387,114	362,600	363,300	371,100
MATERIALS & SUPPLIES	8,212	47,886	33,600	39,750	34,250
TOTAL	889,532	1,248,600	1,169,300	1,232,205	1,279,004

CITY OF BROKEN ARROW
GENERAL FUND
HUMAN RESOURCES DEPARTMENT
Human Resources Division

ACCOUNT NUMBER/DESCRIPTION	FISCAL YEAR	FISCAL YEAR	FISCAL YEAR	FISCAL YEAR	FISCAL YEAR
	2017	2018	2018	2019	2020
	ACTUAL	BUDGET	ESTIMATED	BUDGET	FINANCIAL
			ACTUAL		PLAN
010-1102-419.10-04 REGULAR	346,476	394,700	434,600	459,215	488,600
010-1102-419.10-05 VARIABLE PAY PROGRAM	886	3,000	2,000	3,000	3,000
010-1102-419.10-11 OVERTIME	7,885	6,000	5,000	5,000	5,000
SALARIES AND WAGES	355,247	403,700	441,600	467,215	496,600
010-1102-419.20-10 LONGEVITY	3,000	3,700	3,700	2,800	2,829
010-1102-419.20-12 EDUCATION/PERFORMANCE	3,555	3,500	3,500	2,400	2,423
010-1102-419.20-21 SOCIAL SECURITY	26,085	30,600	32,500	35,058	37,900
010-1102-419.20-22 RETIREMENT	36,262	40,300	44,600	46,798	48,860
010-1102-419.20-26 INSURANCE	73,022	94,900	94,900	122,525	127,923
010-1102-419.20-41 CELL PHONE ALLOWANCE	819	1,200	1,200	3,725	3,725
EMPLOYEE BENEFITS	142,743	174,200	180,400	213,306	223,660
PERSONAL SERVICES	497,990	577,900	622,000	680,521	720,260
010-1102-419.30-02 PHYSICAL EXAMS	7,929	7,700	7,700	8,100	8,500
010-1102-419.30-11 REG. FEES & CERTIFICATION	4,988	7,500	7,500	15,700	8,700
010-1102-419.30-85 MEMBERSHIP DUES	3,687	4,900	4,900	5,800	6,100
010-1102-419.30-87 PROFESSIONAL SERVICES	35,269	198,050	198,000	156,300	164,100
PROF & TECH SERVICES	51,873	218,150	218,100	185,900	187,400
010-1102-419.40-33 OTHER RENTAL	1,374	6,500	4,500	4,500	4,500
010-1102-419.40-55 MAINTENANCE SERVICES	74,554	71,800	71,800	71,500	72,700
PROPERTY SERVICES	75,928	78,300	76,300	76,000	77,200
010-1102-419.50-03 TRAVEL & EXPENSES	1,672	6,000	6,000	8,000	8,300
010-1102-419.50-05 LEGAL PUBLICATIONS	7,757	16,000	13,000	13,500	14,100
010-1102-419.50-36 PRINTING SERVICES	150	5,000	6,100	13,000	13,700
010-1102-419.50-54 OUTSIDE DATA SERVICES	16,438	21,500	15,000	20,000	21,500
010-1102-419.50-89 EMPLOYEE/CITIZEN ACTIVITY	887	2,400	2,700	2,500	2,500
OTHER SERVICES	26,904	50,900	42,800	57,000	60,100
OTHER SERVICES & CHARGES	154,705	347,350	337,200	318,900	324,700
010-1102-419.60-03 OFFICE SUPPLIES	2,707	3,500	3,500	3,000	3,700
010-1102-419.60-23 MATERIAL & SUPPLIES	919	500	1,300	4,500	4,700
010-1102-419.60-24 OTHER EQUIPMENT	79	2,600	2,200	6,000	4,700
010-1102-419.60-28 BOOKS, MAGS, & SUBSCRIPT	0	0	100	150	150
MATERIAL & SUPPLIES	3,705	6,600	7,100	13,650	13,250
HUMAN RESOURCES	656,400	931,850	966,300	1,013,071	1,058,210

CITY OF BROKEN ARROW
GENERAL FUND
HUMAN RESOURCES DEPARTMENT
Risk Management & Employee Safety Division

ACCOUNT NUMBER/DESCRIPTION	FISCAL YEAR	FISCAL YEAR	FISCAL YEAR	FISCAL YEAR	FISCAL YEAR
	2017	2018	2018	2019	2020
	ACTUAL	BUDGET	ESTIMATED	BUDGET	FINANCIAL
			ACTUAL		PLAN
010-1105-419.10-04 REGULAR	143,408	157,400	95,000	93,342	96,240
010-1105-419.10-05 VARIABLE PAY PROGRAM	0	0	1,200	1,500	1,500
010-1105-419.10-11 OVERTIME	3,550	3,000	3,000	3,000	3,000
SALARIES AND WAGES	146,958	160,400	99,200	97,842	100,740
010-1105-419.20-10 LONGEVITY	1,700	1,800	1,800	1,900	1,919
010-1105-419.20-12 EDUCATION/PERFORMANCE	1,225	1,500	0	0	0
010-1105-419.20-21 SOCIAL SECURITY	10,830	11,800	7,300	6,601	6,800
010-1105-419.20-22 RETIREMENT	14,874	16,200	9,800	9,519	9,817
010-1105-419.20-26 INSURANCE	38,630	43,400	33,000	32,772	34,118
010-1105-419.20-41 CELL PHONE ALLOWANCE	451	600	0	0	0
EMPLOYEE BENEFITS	67,710	75,300	51,900	50,792	52,654
PERSONAL SERVICES	214,668	235,700	151,100	148,634	153,394
010-1105-419.30-11 REG. FEES & CERTIFICATION	1,555	7,900	4,200	5,500	5,800
010-1105-419.30-85 MEMBERSHIP DUES	1,175	1,400	1,400	2,400	2,500
010-1105-419.30-87 PROFESSIONAL SERVICES	8,139	18,800	15,000	17,100	18,000
PROF & TECH SERVICES	10,869	28,100	20,600	25,000	26,300
010-1105-419.40-20 VEHICLE REPAIR	0	664	800	1,000	1,000
010-1105-419.40-33 OTHER RENTAL	1,512	1,200	1,200	1,500	1,600
010-1105-419.40-55 MAINTENANCE SERVICES	1,106	1,800	1,800	7,200	7,400
PROPERTY SERVICES	2,618	3,664	3,800	9,700	10,000
010-1105-419.50-03 TRAVEL & EXPENSES	470	3,700	1,000	5,400	5,700
010-1105-419.50-36 PRINTING SERVICES	0	4,000	0	4,000	4,000
010-1105-419.50-86 MISCELLANEOUS	0	300	0	300	400
OTHER SERVICES	470	8,000	1,000	9,700	10,100
OTHER SERVICES & CHARGES	13,957	39,764	25,400	44,400	46,400

**CITY OF BROKEN ARROW
GENERAL FUND
HUMAN RESOURCES DEPARTMENT
Risk Management & Employee Safety Division**

ACCOUNT NUMBER/DESCRIPTION	FISCAL YEAR	FISCAL YEAR	FISCAL YEAR	FISCAL YEAR	FISCAL YEAR
	2017	2018	2018	2019	2020
	ACTUAL	BUDGET	ESTIMATED	BUDGET	FINANCIAL
			ACTUAL		PLAN
010-1105-419.60-03 OFFICE SUPPLIES	1,982	2,000	2,000	2,000	2,100
010-1105-419.60-19 TIRES & TUBES	0	500	0	500	500
010-1105-419.60-20 VEHICLE REPAIR PARTS	57	1,000	500	1,000	1,000
010-1105-419.60-21 FUEL & LUBRICANTS	292	500	400	500	500
010-1105-419.60-23 MATERIAL & SUPPLIES	1,396	23,750	18,000	12,100	6,400
010-1105-419.60-24 OTHER EQUIPMENT	609	11,936	4,000	8,200	8,600
010-1105-419.60-28 BOOKS, MAGS, & SUBSCRIPT.	171	1,600	1,600	1,800	1,900
MATERIAL & SUPPLIES	<u>4,507</u>	<u>41,286</u>	<u>26,500</u>	<u>26,100</u>	<u>21,000</u>
RISK MGMT & EMP SAFETY	<u>233,132</u>	<u>316,750</u>	<u>203,000</u>	<u>219,134</u>	<u>220,794</u>
HUMAN RESOURCES	<u><u>889,532</u></u>	<u><u>1,248,600</u></u>	<u><u>1,169,300</u></u>	<u><u>1,232,205</u></u>	<u><u>1,279,004</u></u>

INFORMATION TECHNOLOGIES DEPARTMENT

PURPOSE:

The Information Technologies Department provides effective, professional and innovative solutions to the changing information needs of the City's administration and departments through the development and applications of an overall solution to the various technology needs of the City as well as providing operational support for all computer systems and software obtained by the City. Information Services also coordinates and works with the various departments of the City in addressing telephone and radio communication needs.

FINANCIAL HIGHLIGHTS

	FISCAL YEAR 2017 ACTUAL	FISCAL YEAR 2018 BUDGET	FISCAL YEAR 2018 ESTIMATED ACTUAL	FISCAL YEAR 2019 BUDGET	FISCAL YEAR 2020 FINANCIAL PLAN
PERSONAL SERVICES:					
SALARIES & WAGES	703,596	732,100	720,300	770,186	792,370
EMPLOYEE BENEFITS	254,777	285,500	277,600	279,396	287,828
TOTAL PERSONAL SERVICES	958,373	1,017,600	997,900	1,049,582	1,080,198
OTHER SERVICES & CHARGES					
PROF & TECH SERVICES	46,729	95,200	92,300	90,900	90,900
PROPERTY SERVICES	220,223	289,500	275,500	296,600	320,400
OTHER SERVICES	26,975	29,400	28,800	81,300	54,300
TOTAL OTHER SERVICES & CHARGES	293,927	414,100	396,600	468,800	465,600
MATERIALS & SUPPLIES	28,445	30,200	34,400	40,000	32,900
TOTAL	1,280,745	1,461,900	1,428,900	1,558,382	1,578,698

**CITY OF BROKEN ARROW
GENERAL FUND
INFORMATION TECHNOLOGIES DEPARTMENT**

ACCOUNT NUMBER/DESCRIPTION	FISCAL YEAR	FISCAL YEAR	FISCAL YEAR	FISCAL YEAR	FISCAL YEAR
	2017	2018	2018	2019	2020
	ACTUAL	BUDGET	ESTIMATED	BUDGET	FINANCIAL
			ACTUAL		PLAN
010-1200-419.10-04 REGULAR	652,812	675,200	668,300	714,586	736,770
010-1200-419.10-05 VARIABLE PAY PROGRAM	3,117	3,900	1,300	3,900	3,900
010-1200-419.10-11 OVERTIME	47,667	53,000	50,700	51,700	51,700
SALARIES AND WAGES	703,596	732,100	720,300	770,186	792,370
010-1200-419.20-10 LONGEVITY	11,100	12,100	13,100	13,800	13,938
010-1200-419.20-12 EDUCATION/PERFORMANCE	2,310	2,400	2,500	2,400	2,423
010-1200-419.20-21 SOCIAL SECURITY	53,306	53,000	54,700	54,720	56,073
010-1200-419.20-22 RETIREMENT	72,204	67,500	72,800	74,055	75,927
010-1200-419.20-26 INSURANCE	110,553	144,900	128,700	124,178	129,224
010-1200-419.20-41 CELL PHONE ALLOWANCE	5,304	5,600	5,800	10,243	10,243
EMPLOYEE BENEFITS	254,777	285,500	277,600	279,396	287,828
PERSONAL SERVICES	958,373	1,017,600	997,900	1,049,582	1,080,198
010-1200-419.30-11 REG. FEES & CERTIFICATION	36,106	28,500	28,100	24,200	24,200
010-1200-419.30-85 MEMBERSHIP DUES	0	400	0	400	400
010-1200-419.30-87 PROFESSIONAL SERVICES	10,623	66,300	64,200	66,300	66,300
PROPERTY SERVICES	46,729	95,200	92,300	90,900	90,900
010-1200-419.40-20 VEHICLE REPAIR	60	0	0	0	0
010-1200-419.40-33 OTHER RENTAL	0	0	0	1,500	1,500
010-1200-419.40-50 RADIO MAINTENANCE-OUTSIDE	0	1,500	0	0	0
010-1200-419.40-55 MAINTENANCE SERVICES	220,163	288,000	275,500	295,100	318,900
PROPERTY SERVICES	220,223	289,500	275,500	296,600	320,400
010-1200-419.50-03 TRAVEL & EXPENSES	14,562	15,700	15,200	53,800	26,800
010-1200-419.50-54 OUTSIDE DATA SERVICES	12,413	13,700	13,600	27,500	27,500
OTHER SERVICES	26,975	29,400	28,800	81,300	54,300
OTHER SERVICES & CHARGES	293,927	414,100	396,600	468,800	465,600
010-1200-419.60-03 OFFICE SUPPLIES	1,538	2,100	2,100	2,100	2,100
010-1200-419.60-19 TIRES & TUBES	703	500	0	0	0
010-1200-419.60-20 VEHICLE REPAIR PARTS	898	1,000	1,000	1,000	1,000
010-1200-419.60-21 FUEL & LUBRICANTS	4,440	4,800	5,200	5,200	5,200
010-1200-419.60-23 MATERIAL & SUPPLIES	11,359	8,000	14,200	14,900	14,200
010-1200-419.60-24 OTHER EQUIPMENT	7,922	12,000	10,100	15,000	10,100
010-1200-419.60-28 BOOKS, MAGS, & SUBSCRIPT.	355	300	300	300	300
010-1200-419.60-50 RADIO MAINTENANCE	1,230	1,500	1,500	1,500	0
MATERIAL & SUPPLIES	28,445	30,200	34,400	40,000	32,900
INFORMATION SERVICES	1,280,745	1,461,900	1,428,900	1,558,382	1,578,698

DEVELOPMENT SERVICES DEPARTMENT

DIVISIONS:

One-Stop Center
Special Projects

Planning

Inspections

PURPOSE:

The Development Services Department provides total service to the development community.

The Department provides One Stop support for development, including processing each request through committees, boards, commissions and council for required approvals; review and approval of plats and construction plans; coordinating utility planning and inspections; issuing construction permits for streets and city utilities; acceptance of completed subdivisions; reviewing building permits; performing building inspections and providing certificates of occupancy. The Department provides staff oversight and required implementation for the Building Code, Comprehensive Plan, Land Subdivision Code, Nuisance Code, Zoning Code and serves as the primary point of contact for licensing and demographic information. The Department issues various licenses and permits and serves as an additional utility payment location.

FINANCIAL HIGHLIGHTS

	FISCAL YEAR 2017 ACTUAL	FISCAL YEAR 2018 BUDGET	FISCAL YEAR 2018 ESTIMATED ACTUAL	FISCAL YEAR 2019 BUDGET	FISCAL YEAR 2020 FINANCIAL PLAN
PERSONAL SERVICES:					
SALARIES & WAGES	1,523,753	1,710,900	1,700,300	1,813,171	1,868,981
EMPLOYEE BENEFITS	615,206	785,200	742,900	804,445	832,571
TOTAL PERSONAL SERVICES	2,138,959	2,496,100	2,443,200	2,617,616	2,701,552
OTHER SERVICES & CHARGES					
PROF & TECH SERVICES	68,028	96,200	85,900	109,600	99,400
PROPERTY SERVICES	51,001	48,500	44,400	48,200	49,900
OTHER SERVICES	32,009	55,400	49,600	63,000	64,560
TOTAL OTHER SERVICES & CHARGES	151,038	200,100	179,900	220,800	213,860
MATERIALS & SUPPLIES	48,863	74,360	73,400	70,900	65,400
TOTAL	2,338,860	2,770,560	2,696,500	2,909,316	2,980,812

**CITY OF BROKEN ARROW
GENERAL FUND
DEVELOPMENT SERVICES DEPARTMENT
One Stop Center Division**

ACCOUNT NUMBER/DESCRIPTION	FISCAL YEAR	FISCAL YEAR	FISCAL YEAR	FISCAL YEAR	FISCAL YEAR
	2017	2018	2018	2019	2020
	ACTUAL	BUDGET	ESTIMATED	BUDGET	FINANCIAL
			ACTUAL		PLAN
010-1400-419.10-04 REGULAR	546,108	505,300	477,800	558,245	575,576
010-1400-419.10-05 VARIABLE PAY PROGRAM	709	5,000	1,400	0	0
010-1400-419.10-08 PART TIME & TEMPORARY	16,101	15,700	200	0	0
010-1400-419.10-11 OVERTIME	6,281	7,500	6,000	6,000	6,000
SALARIES AND WAGES	569,199	533,500	485,400	564,245	581,576
010-1400-419.20-10 LONGEVITY	14,067	8,400	6,400	6,800	6,868
010-1400-419.20-21 SOCIAL SECURITY	42,366	40,700	34,000	41,028	42,221
010-1400-419.20-22 RETIREMENT	56,721	51,500	48,800	56,670	58,356
010-1400-419.20-26 INSURANCE	109,470	125,000	115,000	148,985	155,083
010-1400-419.20-41 CELL PHONE ALLOWANCE	1,063	1,200	1,200	1,862	1,862
EMPLOYEE BENEFITS	223,687	226,800	205,400	255,345	264,390
PERSONAL SERVICES	792,886	760,300	690,800	819,590	845,966
010-1400-419.30-11 REG. FEES & CERTIFICATION	4,085	5,500	4,700	7,000	7,200
010-1400-419.30-85 MEMBERSHIP DUES	3,086	4,000	4,000	4,000	4,000
010-1400-419.30-87 PROFESSIONAL SERVICES	49,269	8,600	8,600	0	0
PROF & TECH SERVICES	56,440	18,100	17,300	11,000	11,200
010-1400-419.40-20 VEHICLE REPAIR	0	0	200	0	0
010-1400-419.40-28 MISC CONTRACT SERVICES	0	0	1,800	1,000	1,000
010-1400-419.40-31 UNIFORM RENTAL/SERVICES	89	0	0	0	0
010-1400-419.40-33 OTHER RENTAL	2,124	3,000	3,000	4,000	4,000
010-1400-419.40-55 MAINTENANCE SERVICES	42,874	37,300	32,300	33,200	34,900
PROPERTY SERVICES	45,087	40,300	37,300	38,200	39,900
010-1400-419.50-03 TRAVEL & EXPENSES	5,831	16,000	13,000	16,000	18,000
010-1400-419.50-05 LEGAL PUBLICATIONS	0	100	0	0	0
010-1400-419.50-22 TELEPHONE	1,259	0	0	0	0
010-1400-419.50-36 PRINTING SERVICES	0	100	0	0	0
010-1400-419.50-37 TEMPORARY SERVICES	0	0	1,000	0	0
010-1400-419.50-54 OUTSIDE DATA SERVICES	1,946	1,000	1,000	1,200	960
010-1400-419.50-55 CREDIT CARD CHARGES	1,498	2,400	2,400	2,400	2,400
OTHER SERVICES	10,534	19,600	17,400	19,600	21,360
OTHER SERVICES & CHARGES	112,061	78,000	72,000	68,800	72,460

**CITY OF BROKEN ARROW
GENERAL FUND
DEVELOPMENT SERVICES DEPARTMENT
One Stop Center Division**

ACCOUNT NUMBER/DESCRIPTION	FISCAL YEAR	FISCAL YEAR	FISCAL YEAR	FISCAL YEAR	FISCAL YEAR
	2017	2018	2018	2019	2020
	ACTUAL	BUDGET	ESTIMATED	BUDGET	FINANCIAL
			ACTUAL		PLAN
010-1400-419.60-03 OFFICE SUPPLIES	8,376	11,500	11,000	11,000	12,500
010-1400-419.60-10 UNIFORMS	358	200	600	0	0
010-1400-419.60-20 VEHICLE REPAIR PARTS	395	0	100	0	0
010-1400-419.60-21 FUEL & LUBRICANTS	1,231	0	100	0	0
010-1400-419.60-23 MATERIAL & SUPPLIES	4,372	3,000	4,500	2,000	2,000
010-1400-419.60-24 OTHER EQUIPMENT	9,089	8,700	6,000	4,200	5,500
010-1400-419.60-28 BOOKS, MAGS, & SUBSCRIPT.	51	300	300	300	300
MATERIAL & SUPPLIES	<u>23,872</u>	<u>23,700</u>	<u>22,600</u>	<u>17,500</u>	<u>20,300</u>
ONE STOP CENTER	<u>928,819</u>	<u>862,000</u>	<u>785,400</u>	<u>905,890</u>	<u>938,726</u>

**CITY OF BROKEN ARROW
GENERAL FUND
DEVELOPMENT SERVICES DEPARTMENT
Special Projects Division**

ACCOUNT NUMBER/DESCRIPTION	FISCAL YEAR	FISCAL YEAR	FISCAL YEAR	FISCAL YEAR	FISCAL YEAR
	2017	2018	2018	2019	2020
	ACTUAL	BUDGET	ESTIMATED	BUDGET	FINANCIAL
			ACTUAL		PLAN
010-1405-419.10-04 REGULAR	0	98,400	96,300	99,862	102,962
SALARIES AND WAGES	0	98,400	96,300	99,862	102,962
010-1405-419.20-10 LONGEVITY	0	2,500	2,500	2,500	2,525
010-1405-419.20-12 EDUCATION/PERFORMANCE	0	1,500	1,500	1,500	1,515
010-1405-419.20-21 SOCIAL SECURITY	0	8,000	7,300	7,550	7,784
010-1405-419.20-22 RETIREMENT	0	10,300	10,000	10,374	10,701
010-1405-419.20-26 INSURANCE	0	19,500	17,800	18,568	19,326
EMPLOYEE BENEFITS	0	41,800	39,100	40,492	41,851
PERSONAL SERVICES	0	140,200	135,400	140,354	144,813
010-1405-419.30-11 REG. FEES & CERTIFICATION	0	1,400	1,700	1,400	1,600
010-1405-419.30-85 MEMBERSHIP DUES	0	400	400	400	400
010-1405-419.30-87 PROFESSIONAL SERVICES	0	0	0	5,000	0
PROF & TECH SERVICES	0	1,800	2,100	6,800	2,000
010-1405-419.50-03 TRAVEL & EXPENSES	0	2,700	3,000	3,700	4,100
010-1405-419.50-05 LEGAL PUBLICATIONS	0	1,000	500	500	500
OTHER SERVICES	0	3,700	3,500	4,200	4,600
OTHER SERVICES & CHARGES	0	5,500	5,600	11,000	6,600
010-1405-419.60-23 MATERIAL & SUPPLIES	0	2,300	100	500	2,300
010-1405-419.60-24 OTHER EQUIPMENT	0	1,600	1,200	5,300	5,300
010-1405-419.60-28 BOOKS, MAGS, & SUBSCRIPT.	0	600	0	300	300
MATERIAL & SUPPLIES	0	4,500	1,300	6,100	7,900
SPECIAL PROJECTS	0	150,200	142,300	157,454	159,313

**CITY OF BROKEN ARROW
GENERAL FUND
DEVELOPMENT SERVICES DEPARTMENT
Planning Division**

ACCOUNT NUMBER/DESCRIPTION	FISCAL YEAR	FISCAL YEAR	FISCAL YEAR	FISCAL YEAR	FISCAL YEAR
	2017	2018	2018	2019	2020
	ACTUAL	BUDGET	ESTIMATED	BUDGET	FINANCIAL
			ACTUAL		PLAN
010-1410-419.10-04 REGULAR	436,993	429,200	479,000	475,967	490,745
010-1410-419.10-05 VARIABLE PAY PROGRAM	954	5,000	3,200	2,000	2,000
010-1410-419.10-11 OVERTIME	4,596	3,500	3,500	3,000	3,000
SALARIES AND WAGES	442,543	437,700	485,700	480,967	495,745
010-1410-419.20-10 LONGEVITY	6,400	4,200	4,200	3,300	3,333
010-1410-419.20-12 EDUCATION/PERFORMANCE	6,705	5,600	8,500	8,700	8,788
010-1410-419.20-21 SOCIAL SECURITY	32,868	33,100	36,000	35,564	36,660
010-1410-419.20-22 RETIREMENT	45,452	43,900	48,000	48,761	50,287
010-1410-419.20-26 INSURANCE	95,563	136,800	116,000	110,978	115,520
010-1410-419.20-41 CELL PHONE ALLOWANCE	0	0	600	0	0
EMPLOYEE BENEFITS	186,988	223,600	213,300	207,303	214,588
PERSONAL SERVICES	629,531	661,300	699,000	688,270	710,333
010-1410-419.30-11 REG. FEES & CERTIFICATION	3,660	8,800	8,800	11,200	9,500
010-1410-419.30-85 MEMBERSHIP DUES	1,228	2,000	2,000	2,700	2,900
010-1410-419.30-87 PROFESSIONAL SERVICES	0	1,100	1,100	6,800	0
PROF & TECH SERVICES	4,888	11,900	11,900	20,700	12,400
010-1410-419.40-55 MAINTENANCE SERVICES	0	840	1,000	0	0
PROPERTY SERVICES	0	840	1,000	0	0
010-1410-419.50-03 TRAVEL & EXPENSES	8,253	11,100	12,200	17,600	17,800
010-1410-419.50-05 LEGAL PUBLICATIONS	1,283	1,500	600	1,800	1,500
010-1410-419.50-36 PRINTING SERVICES	0	300	300	300	300
010-1410-419.50-37 TEMPORARY SERVICES	0	0	1,600	0	0
010-1410-419.50-86 MISCELLANEOUS	0	500	0	500	500
OTHER SERVICES	9,536	13,400	14,700	20,200	20,100
OTHER SERVICES & CHARGES	14,424	26,140	27,600	40,900	32,500
010-1410-419.60-03 OFFICE SUPPLIES	15	0	0	0	0
010-1410-419.60-23 MATERIAL & SUPPLIES	1,445	4,970	5,900	2,700	1,500
010-1410-419.60-24 OTHER EQUIPMENT	4,408	7,490	5,900	4,500	2,000
010-1410-419.60-28 BOOKS, MAGS, & SUBSCRIPT.	0	600	600	600	600
MATERIAL & SUPPLIES	5,868	13,060	12,400	7,800	4,100
PLANNING	649,823	700,500	739,000	736,970	746,933

**CITY OF BROKEN ARROW
GENERAL FUND
DEVELOPMENT SERVICES DEPARTMENT
Inspections Division**

ACCOUNT NUMBER/DESCRIPTION	FISCAL YEAR	FISCAL YEAR	FISCAL YEAR	FISCAL YEAR	FISCAL YEAR
	2017	2018	2018	2019	2020
	ACTUAL	BUDGET	ESTIMATED	BUDGET	FINANCIAL
			ACTUAL		PLAN
010-1415-424.10-04 REGULAR	509,639	640,100	630,300	663,597	684,198
010-1415-424.10-05 VARIABLE PAY PROGRAM	1,191	1,000	2,100	2,500	2,500
010-1415-424.10-08 PART TIME & TEMPORARY	170	0	0	0	0
010-1415-424.10-11 OVERTIME	1,011	200	500	2,000	2,000
SALARIES AND WAGES	512,011	641,300	632,900	668,097	688,698
010-1415-424.20-10 LONGEVITY	11,000	17,100	19,100	20,400	20,604
010-1415-424.20-21 SOCIAL SECURITY	38,484	49,400	49,000	49,548	51,043
010-1415-424.20-22 RETIREMENT	52,205	65,800	65,000	68,432	70,537
010-1415-424.20-26 INSURANCE	102,311	160,100	151,400	161,994	168,627
010-1415-424.20-41 CELL PHONE ALLOWANCE	531	600	600	931	931
EMPLOYEE BENEFITS	204,531	293,000	285,100	301,305	311,742
PERSONAL SERVICES	716,542	934,300	918,000	969,402	1,000,440
010-1415-424.30-11 REG. FEES & CERTIFICATION	5,855	5,500	5,500	5,500	5,200
010-1415-424.30-85 MEMBERSHIP DUES	520	600	500	600	600
010-1415-424.30-87 PROFESSIONAL SERVICES	325	58,300	48,600	65,000	68,000
PROF & TECH SERVICES	6,700	64,400	54,600	71,100	73,800
010-1415-424.40-20 VEHICLE REPAIR	1,718	2,500	2,500	2,500	2,500
010-1415-424.40-31 UNIFORM RENTAL/SERVICES	2,197	3,600	2,700	4,600	4,600
010-1415-424.40-33 OTHER RENTAL	1,062	1,200	1,000	1,800	1,800
010-1415-424.40-55 MAINTENANCE SERVICES	937	900	900	1,100	1,100
PROPERTY SERVICES	5,914	8,200	7,100	10,000	10,000
010-1415-424.50-03 TRAVEL & EXPENSES	4,478	5,700	3,800	5,000	4,500
010-1415-424.50-22 TELEPHONE	3,128	5,700	4,200	5,700	5,700
010-1415-424.50-36 PRINTING SERVICES	0	100	100	100	100
010-1415-424.50-54 OUTSIDE DATA SERVICES	4,333	7,200	5,900	8,200	8,200
OTHER SERVICES	11,939	18,700	14,000	19,000	18,500
OTHER SERVICES & CHARGES	24,553	91,300	75,700	100,100	102,300

**CITY OF BROKEN ARROW
GENERAL FUND
DEVELOPMENT SERVICES DEPARTMENT
Inspections Division**

ACCOUNT NUMBER/DESCRIPTION	FISCAL YEAR	FISCAL YEAR	FISCAL YEAR	FISCAL YEAR	FISCAL YEAR
	2017	2018	2018	2019	2020
	ACTUAL	BUDGET	ESTIMATED	BUDGET	FINANCIAL
			ACTUAL		PLAN
010-1415-424.60-10 UNIFORMS	1,068	2,100	2,100	2,100	2,100
010-1415-424.60-19 TIRES & TUBES	262	5,500	5,300	4,000	4,000
010-1415-424.60-20 VEHICLE REPAIR PARTS	1,545	4,000	4,000	4,000	4,000
010-1415-424.60-21 FUEL & LUBRICANTS	12,312	10,000	15,000	17,000	17,000
010-1415-424.60-23 MATERIAL & SUPPLIES	1,525	2,500	1,700	1,500	1,500
010-1415-424.60-24 OTHER EQUIPMENT	658	6,500	6,500	8,400	2,000
010-1415-424.60-28 BOOKS, MAGS, & SUBSCRIPT.	1,753	2,500	2,500	2,500	2,500
MATERIAL & SUPPLIES	<u>19,123</u>	<u>33,100</u>	<u>37,100</u>	<u>39,500</u>	<u>33,100</u>
INSPECTIONS	<u>760,218</u>	<u>1,058,700</u>	<u>1,030,800</u>	<u>1,109,002</u>	<u>1,135,840</u>
DEVELOPMENT SERVICES	<u><u>2,338,860</u></u>	<u><u>2,771,400</u></u>	<u><u>2,697,500</u></u>	<u><u>2,909,316</u></u>	<u><u>2,980,812</u></u>

GENERAL GOVERNMENT

PURPOSE:

The General Government program assembles all general purpose expenditure requirements that are not chargeable to specific departments. These expenditures do not include any personnel costs except for unemployment benefits, but they do include maintenance for City Hall, fueling and maintenance of pool vehicles, expenditures relating to conducting the City's business by City Council members and other general expenses for the operation of City Hall including printing and postage.

FINANCIAL HIGHLIGHTS

	FISCAL YEAR 2017 ACTUAL	FISCAL YEAR 2018 BUDGET	FISCAL YEAR 2018 ESTIMATED ACTUAL	FISCAL YEAR 2019 BUDGET	FISCAL YEAR 2020 FINANCIAL PLAN
PERSONAL SERVICES:					
SALARIES & WAGES					
EMPLOYEE BENEFITS	7,969	12,500	12,500	12,500	12,500
TOTAL PERSONAL SERVICES	7,969	12,500	12,500	12,500	12,500
OTHER SERVICES & CHARGES					
PROF & TECH SERVICES	432,770	455,300	544,400	514,500	485,000
PROPERTY SERVICES	300,553	436,000	416,800	436,500	447,800
OTHER SERVICES	1,286,663	1,043,500	1,049,500	1,068,000	1,060,500
TOTAL OTHER SERVICES & CHARGES	2,019,986	1,934,800	2,010,700	2,019,000	1,993,300
MATERIALS & SUPPLIES	14,117	15,000	15,300	17,000	15,000
TOTAL	2,042,072	1,962,300	2,038,500	2,048,500	2,020,800

**CITY OF BROKEN ARROW
GENERAL FUND
GENERAL GOVERNMENT**

ACCOUNT NUMBER/DESCRIPTION	FISCAL YEAR		FISCAL YEAR	FISCAL YEAR	
	2017	2018	2018	2019	2020
	ACTUAL	BUDGET	ESTIMATED	BUDGET	FINANCIAL
			ACTUAL		PLAN
010-1700-419.20-25 UNEMPLOYMENT COMPENSATION	6,678	10,000	10,000	10,000	10,000
010-1700-419.20-28 PCORI FEE	1,291	2,500	2,500	2,500	2,500
EMPLOYEE BENEFITS	7,969	12,500	12,500	12,500	12,500
PERSONAL SERVICES	7,969	12,500	12,500	12,500	12,500
010-1700-419.30-08 LEGAL EXPENSES - LABOR	121,686	75,000	175,000	125,000	100,000
010-1700-419.30-09 LEGAL EXPENSE LITIGATION	0	0	0	0	0
010-1700-419.30-11 REG. FEES & CERTIFICATION	7,385	9,500	12,000	12,000	10,000
010-1700-419.30-83 ELECTIONS	32,916	40,000	0	40,000	40,000
010-1700-419.30-85 MEMBERSHIP DUES	84,448	81,100	82,400	82,500	85,000
010-1700-419.30-87 PROFESSIONAL SERVICES	186,335	249,700	275,000	255,000	250,000
PROF & TECH SERVICES	432,770	455,300	544,400	514,500	485,000
010-1700-419.40-07 PROPERTY MAINTENANCE	21,864	51,300	35,000	40,000	51,300
010-1700-419.40-17 B.P. MAINTENANCE	395	1,000	500	1,000	1,000
010-1700-419.40-20 VEHICLE REPAIR	0	100	500	100	100
010-1700-419.40-28 MISC CONTRACT SERVICES	235,733	325,400	325,400	340,000	340,000
010-1700-419.40-33 OTHER RENTAL	25,547	37,800	35,000	35,000	35,000
010-1700-419.40-55 MAINTENANCE SERVICES	17,014	20,400	20,400	20,400	20,400
PROPERTY SERVICES	300,553	436,000	416,800	436,500	447,800
010-1700-419.50-03 TRAVEL & EXPENSES	35,002	37,000	37,000	37,000	37,000
010-1700-419.50-05 LEGAL PUBLICATIONS	13,345	18,000	15,000	18,000	18,000
010-1700-419.50-06 VEHICLE REPAIR TORT	5,466	8,000	5,000	8,000	8,000
010-1700-419.50-09 MISCELLANEOUS TORT CLAIMS	7,678	15,000	1,500	15,000	15,000
010-1700-419.50-10 SERVICE CONTRACTS	70,058	55,000	55,000	55,000	55,000
010-1700-419.50-11 WORKERS COMP	549,996	600,000	600,000	600,000	600,000
010-1700-419.50-22 TELEPHONE	9,711	10,000	10,000	10,000	10,000
010-1700-419.50-24 UTILITIES (ONG)	2,883	4,000	4,000	3,500	4,000
010-1700-419.50-25 UTILITIES (PSO)	23,752	25,000	25,000	25,000	25,000
010-1700-419.50-36 PRINTING SERVICES	26,169	40,500	30,000	40,500	40,500
010-1700-419.50-39 POSTAGE	43,709	45,000	45,000	45,000	45,000
010-1700-419.50-54 OUTSIDE DATA SERVICES	3,249	3,000	3,000	3,000	3,000
010-1700-419.50-70 ECONOMIC DEVELOPMENT	25,000	0	6,000	0	0
010-1700-419.50-76 INSURANCE-GENERAL	133,008	130,000	175,000	160,000	150,000
010-1700-419.50-85 OVERHEAD FEE	300,000	0	0	0	0
010-1700-419.50-86 MISCELLANEOUS	14,237	30,000	15,000	28,000	30,000
010-1700-419.50-89 EMPLOYEE/CITIZEN ACTIVITY	23,400	23,000	23,000	20,000	20,000
OTHER SERVICES	1,286,663	1,043,500	1,049,500	1,068,000	1,060,500
OTHER SERVICES & CHARGES	2,019,986	1,934,800	2,010,700	2,019,000	1,993,300

**CITY OF BROKEN ARROW
GENERAL FUND
GENERAL GOVERNMENT**

ACCOUNT NUMBER/DESCRIPTION	FISCAL YEAR	FISCAL YEAR	FISCAL YEAR	FISCAL YEAR	FISCAL YEAR
	2017	2018	2018	2019	2020
	ACTUAL	BUDGET	ESTIMATED ACTUAL	BUDGET	FINANCIAL PLAN
010-1700-419.60-03 OFFICE SUPPLIES	299	500	400	500	500
010-1700-419.60-17 B.P. MAINTENANCE SUPPLIES	0	0	0	0	0
010-1700-419.60-18 BLDG MATERIAL & SUPPLIES	7,311	7,000	7,000	7,000	7,000
010-1700-419.60-19 TIRES & TUBES	512	400	0	400	400
010-1700-419.60-20 VEHICLE REPAIR PARTS	382	1,000	1,000	1,000	1,000
010-1700-419.60-21 FUEL & LUBRICANTS	643	800	800	800	800
010-1700-419.60-23 MATERIAL & SUPPLIES	3,634	3,000	5,000	5,000	3,000
010-1700-419.60-24 OTHER EQUIPMENT	1,169	2,000	1,000	2,000	2,000
010-1700-419.60-28 BOOKS, MAGS, & SUBSCRIPT.	167	300	100	300	300
010-1700-419.60-30 JANITORIAL SUPPLIES	0	0	0	0	0
MATERIALS & SUPPLIES	<u>14,117</u>	<u>15,000</u>	<u>15,300</u>	<u>17,000</u>	<u>15,000</u>
GENERAL GOVERNMENT	<u>2,042,072</u>	<u>1,962,300</u>	<u>2,038,500</u>	<u>2,048,500</u>	<u>2,020,800</u>

CITY/COURT CLERK

PURPOSE:

Perform the statutory duties of the City Clerk. Municipal Court provides assistance to law enforcement officials and the public in the administration of justice and providing certain statutory functions including assisting the municipal judges in recording court proceedings, preparing writs and other processing of court records. The court clerks additionally collect payment of all fines or judgments rendered.

FINANCIAL HIGHLIGHTS

	FISCAL YEAR 2017 ACTUAL	FISCAL YEAR 2018 BUDGET	FISCAL YEAR 2018 ESTIMATED ACTUAL	FISCAL YEAR 2019 BUDGET	FISCAL YEAR 2020 FINANCIAL PLAN
PERSONAL SERVICES:					
SALARIES & WAGES	355,079	383,400	372,500	428,515	379,192
EMPLOYEE BENEFITS	156,472	195,700	163,700	185,933	187,601
TOTAL PERSONAL SERVICES	511,551	579,100	536,200	614,448	566,793
OTHER SERVICES & CHARGES					
PROF & TECH SERVICES	9,158	3,500	2,400	3,700	4,100
PROPERTY SERVICES	52,195	65,700	56,200	65,000	70,700
OTHER SERVICES	10,376	15,500	14,100	21,000	21,200
TOTAL OTHER SERVICES & CHARGES	71,729	84,700	72,700	89,700	96,000
MATERIALS & SUPPLIES	7,959	20,100	19,800	15,000	14,300
TOTAL	591,239	683,900	628,700	719,148	677,093

**CITY OF BROKEN ARROW
GENERAL FUND
CITY CLERK
City/Court Clerk Division**

ACCOUNT NUMBER/DESCRIPTION	FISCAL YEAR	FISCAL YEAR	FISCAL YEAR	FISCAL YEAR	FISCAL YEAR
	2017	2018	2018	2019	2020
	ACTUAL	BUDGET	ESTIMATED	BUDGET	FINANCIAL
			ACTUAL		PLAN
010-1800-419.10-04 REGULAR	303,132	289,000	318,000	322,239	332,243
010-1800-419.10-05 VARIABLE PAY PROGRAM	803	0	1,200	2,300	2,300
010-1800-419.10-08 PART TIME & TEMPORARY	45,262	94,400	47,300	99,776	40,449
010-1800-419.10-11 OVERTIME	5,882	0	6,000	4,200	4,200
SALARIES AND WAGES	355,079	383,400	372,500	428,515	379,192
010-1800-419.20-10 LONGEVITY	10,100	10,300	10,300	10,500	10,605
010-1800-419.20-12 EDUCATION/PERFORMANCE	1,444	1,500	2,500	2,700	2,727
010-1800-419.20-21 SOCIAL SECURITY	26,144	29,600	28,900	31,428	27,589
010-1800-419.20-22 RETIREMENT	27,475	30,100	28,700	33,597	34,613
010-1800-419.20-26 INSURANCE	90,778	123,600	92,700	106,777	111,136
010-1800-419.20-41 CELL PHONE ALLOWANCE	531	600	600	931	931
EMPLOYEE BENEFITS	156,472	195,700	163,700	185,933	187,601
PERSONAL SERVICES	511,551	579,100	536,200	614,448	566,793
010-1800-419.30-11 REG. FEES & CERTIFICATION	2,562	2,300	1,500	2,400	2,700
010-1800-419.30-85 MEMBERSHIP DUES	532	700	700	700	800
010-1800-419.30-87 PROFESSIONAL SERVICES	6,064	500	200	600	600
PROF & TECH SERVICES	9,158	3,500	2,400	3,700	4,100
010-1800-419.40-20 VEHICLE REPAIR	0	0	0	0	1,000
010-1800-419.40-28 MISC CONTRACT SERVICES	28,449	31,900	26,000	32,300	35,500
010-1800-419.40-33 OTHER RENTAL	10,715	13,600	13,600	13,600	14,200
010-1800-419.40-55 MAINTENANCE SERVICES	13,031	20,200	16,600	19,100	20,000
PROPERTY SERVICES	52,195	65,700	56,200	65,000	70,700
010-1800-419.50-03 TRAVEL & EXPENSES	1,484	1,700	2,300	2,300	2,600
010-1800-419.50-36 PRINTING SERVICES	0	2,500	1,500	6,900	7,300
010-1800-419.50-37 TEMPORARY SERVICES	0	0	2,000	1,500	0
010-1800-419.50-39 POSTAGE	0	0	0	0	0
010-1800-419.50-54 OUTSIDE DATA SERVICES	0	1,000	500	1,000	1,000
010-1800-419.50-55 CREDIT CARD CHARGES	8,892	10,000	7,500	9,000	10,000
010-1800-419.50-86 MISCELLANEOUS	0	300	300	300	300
OTHER SERVICES	10,376	15,500	14,100	21,000	21,200
OTHER SERVICES & CHARGES	71,729	84,700	72,700	89,700	96,000

**CITY OF BROKEN ARROW
GENERAL FUND
CITY CLERK
City/Court Clerk Division**

ACCOUNT NUMBER/DESCRIPTION	FISCAL YEAR	FISCAL YEAR	FISCAL YEAR	FISCAL YEAR	FISCAL YEAR
	2017	2018	2018	2019	2020
	ACTUAL	BUDGET	ESTIMATED	BUDGET	FINANCIAL
			ACTUAL		PLAN
010-1800-419.60-03 OFFICE SUPPLIES	4,874	3,000	3,000	6,400	4,900
010-1800-419.60-19 TIRES & TUBES	0	0	0	0	0
010-1800-419.60-20 VEHICLE REPAIR PARTS	194	200	200	500	500
010-1800-419.60-21 FUEL & LUBRICANTS	207	300	300	300	500
010-1800-419.60-23 MATERIAL & SUPPLIES	1,120	1,000	1,500	2,500	1,600
010-1800-419.60-24 OTHER EQUIPMENT	1,484	15,500	14,800	4,600	6,100
010-1800-419.60-28 BOOKS, MAGS, & SUBSCRIPT.	80	100	0	700	700
MATERIAL & SUPPLIES	<u>7,959</u>	<u>20,100</u>	<u>19,800</u>	<u>15,000</u>	<u>14,300</u>
CITY CLERK/COURT CLERKS	<u>591,239</u>	<u>683,900</u>	<u>628,700</u>	<u>719,148</u>	<u>677,093</u>

GENERAL SERVICES DEPARTMENT

DIVISIONS:

Cemetery

PURPOSE:

To maintain and operate the City cemetery including the showing of available plots, maintaining the cemetery grounds and providing burial services in a professional, courteous and caring manner.

FINANCIAL HIGHLIGHTS

	FISCAL YEAR 2017 ACTUAL	FISCAL YEAR 2018 BUDGET	FISCAL YEAR 2018 ESTIMATED ACTUAL	FISCAL YEAR 2019 BUDGET	FISCAL YEAR 2020 FINANCIAL PLAN
PERSONAL SERVICES:					
SALARIES & WAGES	114,260	121,800	92,400	116,766	115,811
EMPLOYEE BENEFITS	57,692	60,300	52,100	61,707	63,626
TOTAL PERSONAL SERVICES	171,952	182,100	144,500	178,473	179,437
OTHER SERVICES & CHARGES					
PROF & TECH SERVICES	0	0	0	0	0
PROPERTY SERVICES	2,276	10,000	5,500	9,800	10,500
OTHER SERVICES	5,715	6,400	6,400	6,600	7,000
TOTAL OTHER SERVICES & CHARGES	7,991	16,400	11,900	16,400	17,500
MATERIALS & SUPPLIES	9,658	17,700	14,050	15,300	15,300
TOTAL	189,601	216,200	170,450	210,173	212,237

**CITY OF BROKEN ARROW
GENERAL FUND
GENERAL SERVICES DEPARTMENT
Cemetery Division**

ACCOUNT NUMBER/DESCRIPTION	FISCAL YEAR	FISCAL YEAR	FISCAL YEAR	FISCAL YEAR	FISCAL YEAR
	2017	2018	2018	2019	2020
	ACTUAL	BUDGET	ESTIMATED	BUDGET	FINANCIAL
			ACTUAL		PLAN
010-5105-432.10-04 REGULAR	90,081	108,200	82,600	107,087	110,411
010-5105-432.10-05 VARIABLE PAY PROGRAM	0	600	600	600	600
010-5105-432.10-08 PART TIME & TEMPORARY	7,297	4,200	4,200	4,279	0
010-5105-432.10-11 OVERTIME	4,357	8,800	5,000	4,800	4,800
010-5105-432.10-19 INJURY PAY	12,525	0	0	0	0
SALARIES AND WAGES	114,260	121,800	92,400	116,766	115,811
010-5105-432.20-10 LONGEVITY	1,900	2,600	2,100	2,300	2,323
010-5105-432.20-21 SOCIAL SECURITY	8,886	8,600	7,200	8,466	8,390
010-5105-432.20-22 RETIREMENT	10,885	10,800	9,300	10,932	11,274
010-5105-432.20-26 INSURANCE	36,021	38,300	33,500	40,009	41,639
EMPLOYEE BENEFITS	57,692	60,300	52,100	61,707	63,626
PERSONAL SERVICES	171,952	182,100	144,500	178,473	179,437
010-5105-432.40-07 BUILDING MAINTENANCE	300	800	2,500	900	900
010-5105-432.40-20 VEHICLE REPAIR	0	1,000	500	1,000	1,000
010-5105-432.40-28 MISC CONTRACT SERVICES	270	6,300	500	6,300	800
010-5105-432.40-31 UNIFORM RENTAL/SERVICES	773	800	600	800	900
010-5105-432.40-33 OTHER RENTAL	34	100	100	100	100
010-5105-432.40-55 MAINTENANCE SERVICES	899	1,000	1,300	700	6,800
PROPERTY SERVICES	2,276	10,000	5,500	9,800	10,500
010-5105-432.50-03 TRAVEL & EXPENSE	0	0	0	0	0
010-5105-432.50-22 TELEPHONE	1,856	1,900	1,900	2,000	2,100
010-5105-432.50-23 OTHER UTILITIES	1,447	1,400	1,400	1,500	1,600
010-5105-432.50-24 UTILITIES (ONG)	707	900	900	900	1,000
010-5105-432.50-25 UTILITIES (PSO)	1,375	1,500	1,500	1,500	1,600
010-5105-432.50-37 TEMPORARY SERVICES	330	0	0	0	0
010-5105-432.50-86 MISCELLANEOUS	0	500	500	500	500
010-5105-432.50-89 EMPLOYEE/CITIZEN ACTIVITY	0	200	200	200	200
OTHER SERVICES	5,715	6,400	6,400	6,600	7,000
OTHER SERVICES & CHARGES	7,991	16,400	11,900	16,400	17,500

**CITY OF BROKEN ARROW
GENERAL FUND
GENERAL SERVICES DEPARTMENT
Cemetery Division**

ACCOUNT NUMBER/DESCRIPTION	FISCAL YEAR	FISCAL YEAR	FISCAL YEAR	FISCAL YEAR	FISCAL YEAR
	2017	2018	2018	2019	2020
	ACTUAL	BUDGET	ESTIMATED	BUDGET	FINANCIAL
			ACTUAL		PLAN
010-5105-432.60-03 OFFICE SUPPLIES	159	200	200	200	200
010-5105-432.60-10 UNIFORMS	238	700	250	700	700
010-5105-432.60-18 BLDG MATERIAL & SUPPLIES	109	1,900	500	500	500
010-5105-432.60-19 TIRES & TUBES	200	800	800	800	800
010-5105-432.60-20 VEHICLE REPAIR PARTS	1,953	3,000	4,000	4,000	4,000
010-5105-432.60-21 FUEL & LUBRICANTS	1,656	2,500	2,000	2,500	2,500
010-5105-432.60-23 MATERIAL & SUPPLIES	1,986	2,800	2,500	2,800	2,800
010-5105-432.60-24 OTHER EQUIPMENT	773	500	500	500	500
010-5105-432.60-27 CONCRETE & AGGREGATE	2,360	5,000	3,000	3,000	3,000
010-5105-432.60-30 JANITORIAL SUPPLIES	224	300	300	300	300
MATERIALS & SUPPLIES	<u>9,658</u>	<u>17,700</u>	<u>14,050</u>	<u>15,300</u>	<u>15,300</u>
CEMETERY	<u>189,601</u>	<u>216,200</u>	<u>170,450</u>	<u>210,173</u>	<u>212,237</u>

STREET/STORMWATER DEPARTMENT

DIVISIONS -

Street Repair and Construction

Signal Maintenance

PURPOSE:

To maintain and repair all aspects of the street system, including snow removal, pavement and rights-of-way maintenance, street cleaning and reconstruction of streets as necessary while striving to minimize disruption of access by the citizens and business community of the City.

To maintain and repair all city traffic signals and school signals, to provide electrical system repair and maintenance for lift stations, treatment plants and all other city buildings. To construct new traffic signals as required.

FINANCIAL HIGHLIGHTS

	FISCAL YEAR 2017 ACTUAL	FISCAL YEAR 2018 BUDGET	FISCAL YEAR 2018 ESTIMATED ACTUAL	FISCAL YEAR 2019 BUDGET	FISCAL YEAR 2020 FINANCIAL PLAN
PERSONAL SERVICES:					
SALARIES & WAGES	1,379,104	1,501,500	1,528,400	1,601,831	1,648,729
EMPLOYEE BENEFITS	679,051	805,800	714,900	792,084	820,417
TOTAL PERSONAL SERVICES	2,058,155	2,307,300	2,243,300	2,393,915	2,469,146
OTHER SERVICES & CHARGES					
PROF & TECH SERVICES	22,747	12,400	26,700	27,000	15,000
PROPERTY SERVICES	78,537	67,100	101,700	91,200	101,200
OTHER SERVICES	15,991	24,300	26,900	45,400	27,700
TOTAL OTHER SERVICES & CHARGES	117,275	103,800	155,300	163,600	143,900
MATERIALS & SUPPLIES	509,239	504,500	514,900	592,200	594,200
TOTAL	2,684,669	2,915,600	2,913,500	3,149,715	3,207,246

**CITY OF BROKEN ARROW
GENERAL FUND
STREET/STORMWATER DEPARTMENT
Street Division**

ACCOUNT NUMBER/DESCRIPTION	FISCAL YEAR	FISCAL YEAR	FISCAL YEAR	FISCAL YEAR	FISCAL YEAR
	2017	2018	2018	2019	2020
	ACTUAL	BUDGET	ESTIMATED	BUDGET	FINANCIAL
			ACTUAL		PLAN
010-5300-431.10-04 REGULAR	1,032,155	1,100,600	1,179,800	1,188,954	1,225,866
010-5300-431.10-05 VARIABLE PAY PROGRAM	3,519	9,800	9,800	9,800	9,800
010-5300-431.10-11 OVERTIME	51,107	65,000	65,000	65,000	65,000
010-5300-431.10-19 INJURY PAY	21,584	0	0	0	0
SALARIES AND WAGES	1,108,365	1,175,400	1,254,600	1,263,754	1,300,666
010-5300-431.20-10 LONGEVITY	19,900	21,600	23,400	24,700	24,947
010-5300-431.20-12 EDUCATION/PERFORMANCE	653	600	1,600	3,000	3,030
010-5300-431.20-21 SOCIAL SECURITY	81,619	84,400	91,700	88,798	91,439
010-5300-431.20-22 RETIREMENT	112,929	112,500	116,200	121,863	125,551
010-5300-431.20-26 INSURANCE	330,373	392,100	342,000	373,975	389,302
010-5300-431.20-41 CELL PHONE ALLOWANCE	1,594	1,800	1,800	2,794	2,794
EMPLOYEE BENEFITS	547,068	613,000	576,700	615,130	637,063
PERSONAL SERVICES	1,655,433	1,788,400	1,831,300	1,878,884	1,937,729
010-5300-431.30-11 REG. FEES & CERTIFICATION	5,388	10,000	10,000	20,000	12,000
010-5300-431.30-85 MEMBERSHIP DUES	0	0	0	1,000	0
010-5300-431.30-87 PROFESSIONAL SERVICES	0	0	13,200	0	0
PROF & TECH SERVICES	5,388	10,000	23,200	21,000	12,000
010-5300-431.40-07 BUILDING MAINTENANCE	5,260	5,800	8,200	5,000	5,000
010-5300-431.40-20 VEHICLE REPAIR	20,614	25,000	40,000	35,000	45,000
010-5300-431.40-28 MISC CONTRACT SERVICES	0	2,500	5,000	3,000	3,000
010-5300-431.40-29 OTHER EQUIPMENT REPAIR	399	1,000	1,000	1,000	1,000
010-5300-431.40-31 UNIFORM RENTAL/SERVICES	7,677	7,000	8,000	8,000	8,000
010-5300-431.40-32 EQUIPMENT RENTAL	14,360	0	10,000	10,000	10,000
010-5300-431.40-33 OTHER RENTAL	1,618	1,600	1,800	1,800	1,800
010-5300-431.40-55 MAINTENANCE SERVICES	8,827	8,500	12,000	12,000	12,000
PROPERTY SERVICES	58,755	51,400	86,000	75,800	85,800
010-5300-431.50-03 TRAVEL & EXPENSES	973	4,100	5,500	6,000	6,000
010-5300-431.50-22 TELEPHONE	4,945	6,000	6,000	6,000	6,000
010-5300-431.50-24 UTILITIES (ONG)	1,297	3,500	3,500	3,500	3,500
010-5300-431.50-25 UTILITIES (PSO)	0	600	600	600	600
010-5300-431.50-36 PRINTING SERVICES	4	3,000	1,000	1,000	1,000
010-5300-413.50-54 OUTSIDE DATA SERVICES	3,217	0	3,200	2,000	2,000
010-5300-431.50-86 MISCELLANEOUS	0	600	600	0	600
OTHER SERVICES	10,436	17,800	20,400	19,100	19,700
OTHER SERVICES & CHARGES	74,579	79,200	129,600	115,900	117,500

**CITY OF BROKEN ARROW
GENERAL FUND
STREET/STORMWATER DEPARTMENT
Street Division**

ACCOUNT NUMBER/DESCRIPTION	FISCAL YEAR	FISCAL YEAR	FISCAL YEAR	FISCAL YEAR	FISCAL YEAR
	2017	2018	2018	2019	2020
	ACTUAL	BUDGET	ESTIMATED	BUDGET	FINANCIAL
			ACTUAL		PLAN
010-5300-431.60-03 OFFICE SUPPLIES	2,732	4,000	4,000	4,000	4,000
010-5300-431.60-10 UNIFORMS	7,469	7,500	7,500	16,500	8,000
010-5300-431.60-18 BLDG MATERIALS & SUPPLIES	1,468	3,900	5,500	5,500	5,500
010-5300-431.60-19 TIRES & TUBES	26,678	25,000	25,000	28,000	28,000
010-5300-431.60-20 VEHICLE REPAIR PARTS	110,278	130,000	130,000	135,000	145,000
010-5300-431.60-21 FUEL & LUBRICANTS	105,968	100,000	100,000	105,000	105,000
010-5300-431.60-23 MATERIAL & SUPPLIES	27,886	27,500	26,000	29,000	30,000
010-5300-431.60-24 OTHER EQUIPMENT	5,743	20,000	11,000	11,000	11,000
010-5300-431.60-27 CONCRETE & AGGREGATE	8,804	3,500	7,500	7,500	7,500
010-5300-431.60-28 BOOKS, MAGS, & SUBSCRIPT.	492	600	600	700	700
010-5300-431.60-30 JANITORIAL SUPPLIES	2,182	3,000	3,000	3,000	3,000
010-5300-431.60-35 TRAFFIC SIGNAL SUPPLIES	1,882	0	0	0	0
010-5300-431.60-36 STREET SIGN/MARKING	64,727	84,000	100,000	100,000	100,000
010-5300-431.60-50 RADIO MAINTENANCE	1,230	0	600	500	500
010-5300-431.60-80 ASPHALT & AGGREGATE	11,710	50,000	50,000	90,000	100,000
MATERIALS & SUPPLIES	<u>379,249</u>	<u>459,000</u>	<u>470,700</u>	<u>535,700</u>	<u>548,200</u>
STREET	<u>2,109,261</u>	<u>2,326,600</u>	<u>2,431,600</u>	<u>2,530,484</u>	<u>2,603,429</u>

**CITY OF BROKEN ARROW
GENERAL FUND
STREET/STORMWATER DEPARTMENT
Signal Maintenance**

ACCOUNT NUMBER/DESCRIPTION	FISCAL YEAR	FISCAL YEAR	FISCAL YEAR	FISCAL YEAR	FISCAL YEAR
	2017	2018	2018	2019	2020
	ACTUAL	BUDGET	ESTIMATED	BUDGET	FINANCIAL
			ACTUAL		PLAN
010-5310-431.10-04 REGULAR	253,633	309,700	258,200	321,677	331,663
010-5310-431.10-05 VARIABLE PAY PROGRAM	0	2,400	1,600	2,400	2,400
010-5310-431.10-11 OVERTIME	17,106	14,000	14,000	14,000	14,000
010-5310-431.10-19 INJURY PAY	0	0	0	0	0
SALARIES AND WAGES	270,739	326,100	273,800	338,077	348,063
010-5310-431.20-10 LONGEVITY	4,600	5,700	5,700	6,000	6,060
010-5310-431.20-21 SOCIAL SECURITY	19,977	23,500	21,000	23,517	24,204
010-5310-431.20-22 RETIREMENT	27,587	31,600	27,700	32,843	33,828
010-5310-431.20-26 INSURANCE	79,288	131,400	83,200	113,663	118,331
010-5310-431.20-41 CELL PHONE ALLOWANCE	531	600	600	931	931
EMPLOYEE BENEFITS	131,983	192,800	138,200	176,954	183,354
PERSONAL SERVICES	402,722	518,900	412,000	515,031	531,417
010-5310-431.30-11 REG. FEES & CERTIFICATION	2,509	2,400	2,100	6,000	3,000
010-5310-431.30-35 MAINT OF TRAFFIC SIGNALS	14,850	0	1,400	0	0
PROF & TECH SERVICES	17,359	2,400	3,500	6,000	3,000
010-5310-431.40-20 VEHICLE REPAIR	15,676	6,700	6,700	6,000	6,000
010-5310-431.40-31 UNIFORM RENTAL/SERVICES	2,935	5,400	5,400	5,800	5,800
010-5310-431.40-32 EQUIPMENT RENTAL	0	600	600	600	600
010-5310-431.40-55 MAINTENANCE SERVICES	1,171	3,000	3,000	3,000	3,000
PROPERTY SERVICES	19,782	15,700	15,700	15,400	15,400
010-5310-431.50-03 TRAVEL & EXPENSES	1,252	1,000	1,000	3,500	2,000
010-5310-431.50-22 TELEPHONE	419	500	500	500	500
010-5310-431.50-25 UTILITIES (PSO)	3,884	4,500	4,500	5,000	5,000
010-5310-431.50-54 OUTSIDE DATA SERVICES	0	0	0	16,800	0
010-5310-431.50-86 MISCELLANEOUS	0	500	500	500	500
OTHER SERVICES	5,555	6,500	6,500	26,300	8,000
OTHER SERVICES & CHARGES	42,696	24,600	25,700	47,700	26,400

**CITY OF BROKEN ARROW
GENERAL FUND
STREET/STORMWATER DEPARTMENT
Signal Maintenance**

ACCOUNT NUMBER/DESCRIPTION	FISCAL YEAR	FISCAL YEAR	FISCAL YEAR	FISCAL YEAR	FISCAL YEAR
	2017	2018	2018	2019	2020
	ACTUAL	BUDGET	ESTIMATED	BUDGET	FINANCIAL
			ACTUAL		PLAN
010-5310-431.60-10 UNIFORMS	2,230	3,900	4,000	6,000	4,000
010-5310-431.60-19 TIRES & TUBES	2,477	3,000	1,500	3,000	3,000
010-5310-431.60-20 VEHICLE REPAIR PARTS	10,067	8,500	7,000	6,000	6,000
010-5310-431.60-21 FUEL & LUBRICANTS	10,345	8,000	6,700	8,000	8,000
010-5310-431.60-23 MATERIAL & SUPPLIES	2,605	3,100	4,300	3,000	3,000
010-5310-431.60-24 OTHER EQUIPMENT	4,614	2,500	4,000	12,500	4,000
010-5310-431.60-31 OTHER EQUIP PARTS/MAINT	16,109	16,500	10,000	18,000	18,000
010-5310-431.60-35 TRAFFIC SIGNAL SUPPLIES	81,445	0	6,700	0	0
010-5310-431.60-50 RADIO MAINTENANCE	98	0	0	0	0
MATERIALS & SUPPLIES	<u>129,990</u>	<u>45,500</u>	<u>44,200</u>	<u>56,500</u>	<u>46,000</u>
SIGNAL MAINTENANCE	<u>575,408</u>	<u>589,000</u>	<u>481,900</u>	<u>619,231</u>	<u>603,817</u>
STREET/STORMWATER	<u><u>2,684,669</u></u>	<u><u>2,915,600</u></u>	<u><u>2,913,500</u></u>	<u><u>3,149,715</u></u>	<u><u>3,207,246</u></u>

PARKS

DIVISIONS:

Parks
Main Place
Historical Museum

Recreation
Forestry/Horticulture
Special Events

PURPOSE:

To provide park and recreation services and facilities viewed by the citizens as highly valued investments in their daily lives, improve the quality of life by providing the citizens of Broken Arrow with the level of satisfaction they desire through meeting their recreational, educational and cultural needs and desires including maintenance and enhancement of the City's urban forest.

FINANCIAL HIGHLIGHTS

	FISCAL YEAR 2017 ACTUAL	FISCAL YEAR 2018 BUDGET	FISCAL YEAR 2018 ESTIMATED ACTUAL	FISCAL YEAR 2019 BUDGET	FISCAL YEAR 2020 FINANCIAL PLAN
PERSONAL SERVICES:					
SALARIES & WAGES	1,883,507	2,064,200	2,008,550	2,156,764	2,217,014
EMPLOYEE BENEFITS	791,667	980,600	852,100	957,481	997,530
TOTAL PERSONAL SERVICES	2,675,174	3,044,800	2,860,650	3,114,245	3,214,544
OTHER SERVICES & CHARGES					
PROF & TECH SERVICES	14,430	36,700	34,900	33,100	33,500
PROPERTY SERVICES	184,967	226,300	232,300	259,400	264,200
OTHER SERVICES	381,780	418,900	393,500	437,500	481,500
TOTAL OTHER SERVICES & CHARGES	581,177	681,900	660,700	730,000	779,200
MATERIALS & SUPPLIES	373,684	417,300	412,800	432,100	454,750
TOTAL	3,630,035	4,144,000	3,934,150	4,276,345	4,448,494

**CITY OF BROKEN ARROW
GENERAL FUND
PARKS DEPARTMENT
Parks Division**

ACCOUNT NUMBER/DESCRIPTION	FISCAL YEAR	FISCAL YEAR	FISCAL YEAR	FISCAL YEAR	FISCAL YEAR
	2017	2018	2018	2019	2020
	ACTUAL	BUDGET	ESTIMATED	BUDGET	FINANCIAL
			ACTUAL		PLAN
010-6000-451.10-04 REGULAR	1,012,384	1,064,835	1,059,250	1,099,961	1,141,135
010-6000-451.10-05 VARIABLE PAY PROGRAM	1,315	6,200	2,200	6,200	6,200
010-6000-451.10-08 PART TIME & TEMPORARY	13,008	25,000	20,000	25,671	25,900
010-6000-451.10-11 OVERTIME	19,556	18,500	21,000	22,000	22,000
010-6000-451.10-19 INJURY PAY	155	0	1,200	0	0
SALARIES AND WAGES	1,046,418	1,114,535	1,103,650	1,153,832	1,195,235
010-6000-451.20-10 LONGEVITY	22,700	24,800	25,700	27,500	27,776
010-6000-451.20-21 SOCIAL SECURITY	76,614	84,232	77,700	84,489	85,002
010-6000-451.20-22 RETIREMENT	105,653	109,043	109,900	112,852	117,004
010-6000-451.20-26 INSURANCE	292,861	370,384	304,800	336,352	355,688
010-6000-451.20-41 CELL PHONE ALLOWANCE	1,063	1,200	1,100	1,862	1,862
EMPLOYEE BENEFITS	498,891	589,659	519,200	563,055	587,332
PERSONAL SERVICES	1,545,309	1,704,194	1,622,850	1,716,887	1,782,567
010-6000-451.30-11 REG. FEES & CERTIFICATION	1,350	3,200	3,900	3,000	3,200
010-6000-451.30-85 MEMBERSHIP DUES	530	700	600	800	800
010-6000-451.30-87 PROFESSIONAL SERVICES	500	10,000	10,000	10,000	10,000
PROF & TECH SERVICES	2,380	13,900	14,500	13,800	14,000
010-6000-451.40-07 BUILDING MAINTENANCE	8,584	12,100	12,000	12,000	12,000
010-6000-451.40-20 VEHICLE REPAIR	4,627	5,000	6,200	5,000	4,000
010-6000-451.40-28 MISC. CONTRACT SERVICES	16,851	32,800	31,100	46,200	47,200
010-6000-451.40-29 OTHER EQUIPMENT REPAIR	0	0	100	0	0
010-6000-451.40-31 UNIFORM RENTAL/SERVICES	5,629	6,500	5,400	6,000	6,600
010-6000-451.40-32 EQUIPMENT RENTAL	429	700	400	700	700
010-6000-451.40-33 OTHER RENTAL	1,652	3,800	3,800	3,800	3,800
010-6000-451.40-55 MAINTENANCE SERVICES	8,269	9,200	9,200	15,300	14,700
PROPERTY SERVICES	46,041	70,100	68,200	89,000	89,000

**CITY OF BROKEN ARROW
GENERAL FUND
PARKS DEPARTMENT
Parks Division**

ACCOUNT NUMBER/DESCRIPTION	FISCAL YEAR	FISCAL YEAR	FISCAL YEAR	FISCAL YEAR	FISCAL YEAR
	2017	2018	2018	2019	2020
	ACTUAL	BUDGET	ESTIMATED	BUDGET	FINANCIAL
			ACTUAL		PLAN
010-6000-451.50-03 TRAVEL & EXPENSES	1,523	1,700	1,500	2,100	2,100
010-6000-451.50-22 TELEPHONE	5,725	5,000	4,500	5,000	5,000
010-6000-451.50-23 OTHER UTILITIES	1,343	1,500	1,400	1,500	1,500
010-6000-451.50-24 UTILITIES (ONG)	1,158	1,300	1,300	1,300	1,300
010-6000-451.50-25 UTILITIES (PSO)	36,435	34,200	35,000	39,000	40,000
010-6000-451.50-40 UTILITIES (PSO) BASEBALL	20,427	23,000	21,000	22,000	23,000
010-6000-451.50-41 UTILITIES (PSO) SOCCER	15,902	20,300	18,500	20,500	22,000
010-6000-451.50-42 UTILITIES (PSO) SOFTBALL	24,310	25,500	28,400	27,400	28,400
010-6000-451.50-43 UTILITIES (PSO) AL GRAHAM	12,884	12,400	16,200	16,700	46,700
010-6000-451.50-54 OUTSIDE DATA SERVICE	17,358	18,100	14,900	15,700	15,700
010-6000-451.50-86 MISCELLANEOUS	20	300	200	200	300
OTHER SERVICES	137,085	143,300	142,900	151,400	186,000
OTHER SERVICES & CHARGES	185,506	227,300	225,600	254,200	289,000
010-6000-451.60-03 OFFICE SUPPLIES	581	700	800	700	700
010-6000-451.60-10 UNIFORMS	4,721	6,400	6,400	6,900	7,200
010-6000-451.60-18 BLDG MATERIAL & SUPPLIES	21,344	17,000	17,000	17,000	17,000
010-6000-451.60-19 TIRES & TUBES	10,446	9,600	8,300	9,600	9,600
010-6000-451.60-20 VEHICLE REPAIR PARTS	45,309	40,000	45,000	45,000	46,000
010-6000-451.60-21 FUEL & LUBRICANTS	44,483	45,000	54,000	52,000	53,200
010-6000-451.60-23 MATERIAL & SUPPLIES	18,558	16,000	16,000	17,000	18,500
010-6000-451.60-24 OTHER EQUIPMENT	8,023	8,000	8,000	8,000	8,000
010-6000-451.60-27 CONCRETE & AGGREGATE	6,693	8,000	8,000	8,000	10,000
010-6000-451.60-28 BOOKS, MAGS, & SUBSCRIPT	0	0	100	0	0
010-6000-451.60-30 JANITORIAL SUPPLIES	2,476	2,900	2,900	3,900	3,900
010-6000-451.60-31 OTHER EQUIP PARTS/MAINT	719	600	600	600	700
010-6000-451.60-33 RECREATIONAL SUPPLIES	23,087	30,200	30,200	31,200	33,000
010-6000-451.60-34 CHEMICAL & LAB SUPPLIES	30,883	32,100	32,100	35,100	39,100
010-6000-451.60-50 RADIO MAINTENANCE	67	0	300	200	0
010-6000-451.60-70 BEAUTIFICATION	5,798	15,000	15,000	15,000	15,000
MATERIALS & SUPPLIES	223,188	231,500	244,700	250,200	261,900
PARKS & RECREATION	1,954,003	2,162,994	2,093,150	2,221,287	2,333,467

**CITY OF BROKEN ARROW
GENERAL FUND
PARKS DEPARTMENT
Main Place Division**

ACCOUNT NUMBER/DESCRIPTION	FISCAL YEAR	FISCAL YEAR	FISCAL YEAR	FISCAL YEAR	FISCAL YEAR
	2017	2018	2018	2019	2020
	ACTUAL	BUDGET	ESTIMATED	BUDGET	FINANCIAL
			ACTUAL		PLAN
010-6001-451.40-07 BUILDING MAINTENANCE	7,857	9,000	8,800	9,000	9,000
PROPERTY SERVICES	7,857	9,000	8,800	9,000	9,000
010-6001-451.50-22 TELEPHONE	897	1,400	1,000	1,000	1,000
010-6001-451.50-23 OTHER UTILITIES	1,987	2,000	1,700	2,000	2,000
010-6001-451.50-24 UTILITIES (ONG)	4,674	6,000	4,700	5,500	5,500
010-6001-451.50-25 UTILITIES (PSO)	26,166	28,000	23,500	28,000	28,000
OTHER SERVICES	33,724	37,400	30,900	36,500	36,500
OTHER SERVICES & CHARGES	41,581	46,400	39,700	45,500	45,500
010-6001-451.60-18 BLDG MATERIAL & SUPPLIES	2,212	3,000	3,100	3,000	3,000
010-6001-451.60-23 MATERIAL & SUPPLIES	18	800	200	300	300
010-6001-451.60-24 OTHER EQUIPMENT	0	300	100	100	100
010-6001-451.60-30 JANITORIAL SUPPLIES	0	100	100	100	100
MATERIALS & SUPPLIES	2,230	4,200	3,500	3,500	3,500
MAIN PLACE	43,811	50,600	43,200	49,000	49,000

**CITY OF BROKEN ARROW
GENERAL FUND
PARKS DEPARTMENT
Recreation Division**

ACCOUNT NUMBER/DESCRIPTION	FISCAL YEAR	FISCAL YEAR	FISCAL YEAR	FISCAL YEAR	FISCAL YEAR
	2017	2018	2018	2019	2020
	ACTUAL	BUDGET	ESTIMATED	BUDGET	FINANCIAL
			ACTUAL		PLAN
010-6002-451.10-04 REGULAR	253,101	300,265	271,800	306,377	315,888
010-6002-451.10-08 PART TIME & TEMPORARY	295,245	300,000	285,900	312,000	315,000
010-6002-451.10-11 OVERTIME	17,102	11,000	14,300	14,500	14,500
SALARIES AND WAGES	565,448	611,265	572,000	632,877	645,388
010-6002-451.20-10 LONGEVITY	5,500	6,300	3,800	4,200	4,242
010-6002-451.20-12 EDUCATION/PERFORMANCE	80	0	900	1,500	1,515
010-6002-451.20-21 SOCIAL SECURITY	42,296	46,068	39,400	48,900	50,228
010-6002-451.20-22 RETIREMENT	27,468	30,057	28,000	31,283	32,221
010-6002-451.20-26 INSURANCE	76,102	92,716	81,000	89,092	91,907
010-6002-451.20-41 CELL PHONE ALLOWANCE	531	600	600	931	931
EMPLOYEE BENEFITS	151,977	175,741	153,700	175,906	181,044
PERSONAL SERVICES	717,425	787,006	725,700	808,783	826,432
010-6002-451.30-11 REG. FEES & CERTIFICATION	4,217	5,000	3,300	4,300	4,300
010-6002-451.30-84 MEDICAL VACCINATION	161	200	200	200	200
010-6002-451.30-85 MEMBERSHIP DUES	713	1,200	900	900	900
PROF & TECH SERVICES	5,091	6,400	4,400	5,400	5,400
010-6002-451.40-07 BUILDING MAINTENANCE	13,153	16,600	20,600	19,600	19,600
010-6002-451.40-28 MISC. CONTRACT SERVICES	37,263	30,000	35,600	34,000	34,000
010-6002-451.40-29 OTHER EQUIPMENT REPAIR	0	400	400	400	400
010-6002-451.40-33 OTHER RENTAL	1,418	7,400	5,500	7,600	7,600
010-6002-451.40-55 MAINTENANCE SERVICES	6,461	7,900	6,700	9,900	9,900
PROPERTY SERVICES	58,295	62,300	68,800	71,500	71,500
010-6002-451.50-03 TRAVEL & EXPENSES	2,565	3,800	2,800	5,400	5,400
010-6002-451.50-10 SERVICE CONTRACT	56,094	57,000	56,100	57,000	57,000
010-6002-451.50-22 TELEPHONE	8,666	9,000	7,900	9,000	9,000
010-6002-451.50-24 UTILITIES (ONG)	11,865	12,000	9,600	12,000	12,000
010-6002-451.50-25 UTILITIES (PSO)	83,917	85,000	75,600	85,000	85,000
010-6002-451.50-36 PRINTING SERVICES	858	1,200	1,100	1,600	1,600
010-6002-451.50-55 CREDIT CARD CHARGES	2,014	2,200	3,300	3,300	3,300
010-6002-451.50-86 MISCELLANEOUS	0	100	100	100	100
OTHER SERVICES	165,979	170,300	156,500	173,400	173,400
OTHER SERVICES & CHARGES	229,365	239,000	229,700	250,300	250,300

**CITY OF BROKEN ARROW
GENERAL FUND
PARKS DEPARTMENT
Recreation Division**

ACCOUNT NUMBER/DESCRIPTION	FISCAL YEAR	FISCAL YEAR	FISCAL YEAR	FISCAL YEAR	FISCAL YEAR
	2017	2018	2018	2019	2020
	ACTUAL	BUDGET	ESTIMATED	BUDGET	FINANCIAL
			ACTUAL		PLAN
010-6002-451.60-03 OFFICE SUPPLIES	3,273	4,500	4,500	4,500	4,500
010-6002-451.60-10 UNIFORMS	1,254	1,600	1,600	1,600	1,600
010-6002-451.60-18 BLDG MATERIAL & SUPPLIES	9,436	8,000	7,300	8,000	8,000
010-6002-451.60-19 TIRES & TUBES	0	200	200	200	200
010-6002-451.60-20 VEHICLE REPAIR PARTS	250	500	300	500	500
010-6002-451.60-21 FUEL & LUBRICANTS	586	800	700	800	800
010-6002-451.60-23 MATERIAL & SUPPLIES	10,850	8,500	8,100	9,500	9,500
010-6002-451.60-24 OTHER EQUIPMENT	8,316	12,000	11,300	12,000	12,000
010-6002-451.60-28 BOOKS, MAGS, & SUBSCRIPT.	264	200	200	200	200
010-6002-451.60-30 JANITORIAL SUPPLIES	6,002	6,500	5,800	6,200	6,200
010-6002-451.60-33 RECREATIONAL SUPPLIES	15,017	11,000	10,600	13,000	13,000
010-6002-451.60-34 CHEMICAL & LAB SUPPLIES	17,935	20,800	16,300	18,500	18,500
010-6002-451.60-67 CONCESSION SUPPLIES	26,436	30,000	27,600	28,000	28,000
MATERIALS & SUPPLIES	<u>99,619</u>	<u>104,600</u>	<u>94,500</u>	<u>103,000</u>	<u>103,000</u>
RECREATION	<u>1,046,409</u>	<u>1,130,606</u>	<u>1,049,900</u>	<u>1,162,083</u>	<u>1,179,732</u>

**CITY OF BROKEN ARROW
GENERAL FUND
PARKS DEPARTMENT
Forestry/Horticulture Division**

ACCOUNT NUMBER/DESCRIPTION	FISCAL YEAR	FISCAL YEAR	FISCAL YEAR	FISCAL YEAR	FISCAL YEAR
	2017	2018	2018	2019	2020
	ACTUAL	BUDGET	ESTIMATED	BUDGET	FINANCIAL
			ACTUAL		PLAN
010-6003-451.10-04 REGULAR	178,043	202,200	202,000	212,495	219,091
010-6003-451.10-05 VARIABLE PAY PROGRAM	1,026	1,400	0	1,400	1,400
010-6003-451.10-08 PART TIME & TEMPORARY	0	8,400	0	8,557	0
010-6003-451.10-11 OVERTIME	1,457	5,000	2,500	2,500	2,500
010-6003-451.10-19 INJURY PAY	0	0	0	0	0
SALARIES AND WAGES	180,526	217,000	204,500	224,952	222,991
010-6003-451.20-10 LONGEVITY	3,100	3,400	3,400	3,700	3,737
010-6003-451.20-21 SOCIAL SECURITY	13,011	15,800	14,800	16,113	15,930
010-6003-451.20-22 RETIREMENT	18,342	20,600	19,700	21,609	22,283
010-6003-451.20-26 INSURANCE	62,729	100,300	77,700	90,311	93,998
EMPLOYEE BENEFITS	97,182	140,100	115,600	131,733	135,948
PERSONAL SERVICES	277,708	357,100	320,100	356,685	358,939
010-6003-451.30-11 REG. FEES & CERTIFICATION	0	1,000	800	1,500	1,300
010-6003-451.30-85 MEMBERSHIP DUES	35	100	100	100	100
PROF & TECH SERVICES	35	1,100	900	1,600	1,400
010-6003-451.40-20 VEHICLE REPAIR	80	800	400	500	500
010-6003-451.40-28 MISC. CONTRACT SERVICES	34,969	35,500	35,700	48,300	50,800
010-6003-451.40-31 UNIFORM RENTAL/SERVICES	1,348	1,900	1,900	2,500	2,500
010-6003-451.40-32 EQUIPMENT RENTAL	0	0	0	0	0
PROPERTY SERVICES	36,397	38,200	38,000	51,300	53,800
010-6003-451.50-03 TRAVEL & EXPENSES	0	900	300	1,700	1,600
OTHER SERVICES	0	900	300	1,700	1,600
OTHER SERVICES & CHARGES	36,432	40,200	39,200	54,600	56,800

CITY OF BROKEN ARROW
GENERAL FUND
PARKS DEPARTMENT
Forestry/Horticulture Division

ACCOUNT NUMBER/DESCRIPTION	FISCAL YEAR	FISCAL YEAR	FISCAL YEAR	FISCAL YEAR	FISCAL YEAR
	2017	2018	2018	2019	2020
	ACTUAL	BUDGET	ESTIMATED	BUDGET	FINANCIAL
			ACTUAL		PLAN
010-6003-451.60-03 OFFICE SUPPLIES	59	200	100	200	200
010-6003-451.60-10 UNIFORMS	860	1,100	1,100	1,600	1,700
010-6003-451.60-18 BLDG MATERIAL & SUPPLIES	1,154	1,200	1,200	1,200	1,300
010-6003-451.60-19 TIRES & TUBES	0	700	500	700	700
010-6003-451.60-20 VEHICLE REPAIR PARTS	639	1,600	500	1,600	1,600
010-6003-451.60-21 FUEL & LUBRICANTS	882	1,500	1,400	3,800	4,000
010-6003-451.60-23 MATERIAL & SUPPLIES	2,483	2,500	2,500	3,000	3,000
010-6003-451.60-24 OTHER EQUIPMENT	1,639	1,800	1,500	1,800	1,800
010-6003-451.60-27 CONCRETE & AGGREGATE	9	300	100	5,000	1,000
010-6003-451.60-31 OTHER EQUIP PARTS/MAINT	293	500	300	500	600
010-6003-451.60-34 CHEMICAL & LAB SUPPLIES	8,595	10,000	10,000	10,000	12,000
010-6003-451.60-70 BEAUTIFICATION	17,763	19,200	19,100	21,500	22,100
MATERIALS & SUPPLIES	<u>34,376</u>	<u>40,600</u>	<u>38,300</u>	<u>50,900</u>	<u>50,000</u>
FORESTRY/HORTICULTURE	<u>348,516</u>	<u>437,900</u>	<u>397,600</u>	<u>462,185</u>	<u>465,739</u>

**CITY OF BROKEN ARROW
GENERAL FUND
PARKS DEPARTMENT
Historical Museum Division**

ACCOUNT NUMBER/DESCRIPTION	FISCAL YEAR	FISCAL YEAR	FISCAL YEAR	FISCAL YEAR	FISCAL YEAR
	2017	2018	2018	2019	2020
	ACTUAL	BUDGET	ESTIMATED	BUDGET	FINANCIAL
			ACTUAL		PLAN
010-6004-451.40-07 BUILDING MAINTENANCE	11,656	10,000	11,900	12,000	12,000
010-6004-451.40-28 MISC. CONTRACT SERVICES	0	100	100	100	100
PROPERTY SERVICES	11,656	10,100	12,000	12,100	12,100
010-6004-451.50-22 TELEPHONE	4,331	5,000	4,500	5,000	5,000
010-6004-451.50-24 UTILITIES (ONG)	4,225	5,000	4,900	7,000	7,000
010-6004-451.50-25 UTILITIES (PSO)	20,997	25,000	21,200	25,000	30,000
OTHER SERVICES	29,553	35,000	30,600	37,000	42,000
OTHER SERVICES & CHARGES	41,209	45,100	42,600	49,100	54,100
010-6004-451.60-18 BLDG MATERIAL & SUPPLIES	892	1,500	1,400	1,500	1,500
010-6004-451.60-23 MATERIAL & SUPPLIES	25	500	200	500	500
010-6004-451.60-24 OTHER EQUIPMENT	0	500	500	500	500
MATERIALS & SUPPLIES	917	2,500	2,100	2,500	2,500
HISTORICAL MUSEUM	42,126	47,600	44,700	51,600	56,600

**CITY OF BROKEN ARROW
GENERAL FUND
PARKS DEPARTMENT
Special Events Division**

ACCOUNT NUMBER/DESCRIPTION	FISCAL YEAR	FISCAL YEAR	FISCAL YEAR	FISCAL YEAR	FISCAL YEAR
	2017	2018	2018	2019	2020
	ACTUAL	BUDGET	ESTIMATED	BUDGET	FINANCIAL
			ACTUAL		PLAN
010-6005-451.10-04 REGULAR	83,251	116,200	123,000	142,303	150,600
010-6005-451.10-05 VARIABLE PAY PROGRAM	0	1,200	1,200	1,300	1,300
010-6005-451.10-08 PART TIME & TEMPORARY	6,305	0	200	0	0
010-6005-451.10-11 OVERTIME	1,559	4,000	4,000	1,500	1,500
SALARIES AND WAGES	91,115	121,400	128,400	145,103	153,400
010-6005-451.20-10 LONGEVITY	1,700	1,800	1,800	1,900	1,919
010-6005-451.20-12 EDUCATION/PERFORMANCE	578	600	2,200	1,800	1,819
010-6005-451.20-21 SOCIAL SECURITY	6,791	8,900	9,400	11,555	11,700
010-6005-451.20-22 RETIREMENT	8,676	12,000	13,000	14,962	15,800
010-6005-451.20-26 INSURANCE	24,864	50,600	36,000	52,845	58,243
010-6005-451.20-41 CELL PHONE ALLOWANCE	1,008	1,200	1,200	3,725	3,725
EMPLOYEE BENEFITS	43,617	75,100	63,600	86,787	93,206
PERSONAL SERVICES	134,732	196,500	192,000	231,890	246,606
010-6005-451.30-11 REG. FEES & CERTIFICATION	4,663	10,000	7,400	3,500	3,500
010-6005-451.30-85 MEMBERSHIP DUES	2,261	2,800	4,800	4,800	5,200
010-6005-451.30-87 PROFESSIONAL SERVICES	0	2,500	2,900	4,000	4,000
PROF & TECH SERVICES	6,924	15,300	15,100	12,300	12,700
010-6005-451.40-07 BUILDING MAINTENANCE	2,083	2,100	2,200	2,500	2,200
010-6005-451.40-20 VEHICLE REPAIR	0	1,000	1,000	1,000	1,000
010-6005-451.40-28 MISC. CONTRACT SERVICES	15,643	22,500	24,000	15,000	17,500
010-6005-451.40-29 OTHER EQUIPMENT REPAIR	0	200	200	200	200
010-6005-451.40-32 EQUIPMENT RENTAL	216	3,000	3,200	1,500	1,500
010-6005-451.40-33 OTHER RENTAL	6,296	5,900	5,000	5,000	5,000
010-6005-451.40-55 MAINTENANCE SERVICES	483	1,900	900	1,300	1,400
PROPERTY SERVICES	24,721	36,600	36,500	26,500	28,800

**CITY OF BROKEN ARROW
GENERAL FUND
PARKS DEPARTMENT
Special Events Division**

ACCOUNT NUMBER/DESCRIPTION	FISCAL YEAR	FISCAL YEAR	FISCAL YEAR	FISCAL YEAR	FISCAL YEAR
	2017	2018	2018	2019	2020
	ACTUAL	BUDGET	ESTIMATED	BUDGET	FINANCIAL
			ACTUAL		PLAN
010-6005-451.50-03 TRAVEL & EXPENSES	232	3,400	2,800	3,700	5,000
010-6005-451.50-22 TELEPHONE	2,071	3,000	5,200	6,800	7,000
010-6005-451.50-23 OTHER UTILITIES	1,298	3,000	2,900	4,500	4,800
010-6005-451.50-25 UTILITIES (PSO)	10,676	16,900	17,200	19,000	21,000
010-6005-451.50-36 PRINTING SERVICES	585	1,000	1,000	1,000	1,200
010-6005-451.50-54 OUTSIDE DATA SERVICE	573	4,200	3,100	2,000	2,500
010-6005-451.50-86 MISCELLANEOUS	4	500	100	500	500
OTHER SERVICES	15,439	32,000	32,300	37,500	42,000
OTHER SERVICES & CHARGES	47,084	83,900	83,900	76,300	83,500
010-6005-451.60-03 OFFICE SUPPLIES	216	800	800	800	1,000
010-6005-451.60-10 UNIFORMS	577	1,500	900	600	1,250
010-6005-451.60-18 BLDG MATERIAL & SUPPLIES	3,310	3,000	3,400	1,500	2,000
010-6005-451.60-19 TIRES & TUBES	0	500	500	500	700
010-6005-451.60-20 VEHICLE REPAIR PARTS	404	1,500	1,500	1,500	1,500
010-6005-451.60-21 FUEL & LUBRICANTS	0	800	500	600	800
010-6005-451.60-23 MATERIAL & SUPPLIES	3,697	6,200	5,500	2,400	4,900
010-6005-451.60-24 OTHER EQUIPMENT	2,984	13,700	12,400	10,000	17,500
010-6005-451.60-28 BOOKS, MAGS, & SUBSCRIPT.	0	200	200	100	100
010-6005-451.60-30 JANITORIAL SUPPLIES	584	700	600	600	600
010-6005-451.60-34 CHEMICAL & LAB SUPPLIES	1,582	5,000	3,400	3,400	3,500
MATERIALS & SUPPLIES	13,354	33,900	29,700	22,000	33,850
SPECIAL EVENTS	195,170	314,300	305,600	330,190	363,956
PARKS & RECREATION	3,630,035	4,144,000	3,934,150	4,276,345	4,448,494

BROKEN ARROW MUNICIPAL AUTHORITY
FINANCIAL PLAN
FISCAL YEAR 2019 BUDGET & FISCAL YEAR 2020 FINANCIAL PLAN

	FINANCIAL PLAN 2018	ESTIMATED ACTUAL 2018	FINANCIAL PLAN 2019	FINANCIAL PLAN 2020
BEGINNING FUND BALANCE - EMERGENCY RESERVE FUND BALANCE	1,092,091	1,092,091	6,757,025	7,103,774
CURRENT REVENUE:				
CHARGES FOR SERVICES	49,139,600	45,809,641	47,715,200	50,723,300
INTERGOVERNMENTAL	0	22,420	0	0
FINES FORFEITURES & ASSESSMENTS	985,000	950,283	959,800	970,000
INTEREST	4,600	6,453	6,500	6,800
MISCELLANEOUS	90,500	143,256	105,500	108,000
TOTAL CURRENT REVENUE	50,219,700	46,932,053	48,787,000	51,808,100
OTHER FINANCING SOURCES:				
TRANSFER OF FUND BALANCE FOR PRIOR YEAR CAPITAL PROJECTS	0	0	942,289	0
OWRB PROCEEDS FROM PRIOR YEARS	0	0	1,157,421	0
TRANSFERS IN	14,300,000	14,016,680	14,167,200	14,200,000
NOTE PROCEEDS	30,103,000	6,000,000	40,408,200	1,761,000
TOTAL OTHER FINANCING SOURCES	44,403,000	20,016,680	56,675,110	15,961,000
TOTAL REVENUES	94,622,700	66,948,733	105,462,110	67,769,100
CURRENT EXPENDITURES:				
PERSONAL SERVICES	17,330,600	14,880,868	17,376,172	17,969,751
OTHER SERVICES & CHARGES	11,909,209	10,239,720	13,045,400	13,324,140
MATERIALS & SUPPLIES	5,001,154	4,642,311	4,855,800	4,952,800
TOTAL CURRENT EXPENDITURES	34,240,963	29,762,899	35,277,372	36,246,691
CAPITAL OUTLAY	35,815,837	8,452,110	44,299,789	1,761,000
TOTAL EXPENDITURES	70,056,800	38,215,009	79,577,161	38,007,691
OTHER FINANCING USES -				
DEBT SERVICE	9,388,000	8,452,110	10,771,000	9,850,000
TRANSFERS OUT	14,900,000	14,616,680	14,767,200	15,100,000
TOTAL OTHER FINANCING USES	24,288,000	23,068,790	25,538,200	24,950,000
TOTAL EXPENDITURES AND USES	94,344,800	61,283,799	105,115,361	62,957,691
NET INCOME	277,900	5,664,934	346,749	4,811,409
ENDING FUND BALANCE - EMERGENCY RESERVE FUND BALANCE	1,369,991	6,757,025	7,103,774	11,915,183

BROKEN ARROW MUNICIPAL AUTHORITY
FINANCIAL PLAN
FISCAL YEAR 2019 BUDGET & FISCAL YEAR 2020 FINANCIAL PLAN

DESCRIPTION	FINANCIAL PLAN 2018	ESTIMATED ACTUAL 2018	FINANCIAL PLAN 2019	FINANCIAL PLAN 2020
REVENUES:				
CHARGES FOR SERVICES:				
Water Revenue	21,950,500	19,931,931	21,214,200	22,490,600
Sewer Charges	13,509,100	12,880,998	13,225,800	14,219,300
Sanitation	6,970,100	6,456,100	6,520,700	6,585,900
Extra Refuse Pick-up	61,500	63,875	64,500	64,500
Water Taps	625,000	502,959	508,000	647,700
Sewer Taps	18,300	22,635	22,800	13,100
Stormwater Utility Fee	5,699,500	5,667,229	5,872,300	6,437,100
Turn-ons	275,000	263,814	266,500	244,700
Bag Sales	15,900	0	0	0
Transfer Fees	14,200	15,000	15,200	15,200
Pretreatment Application Fee	500	5,100	5,200	5,200
Overhead Fee - General Fund	0	0	0	0
TOTAL CHARGES FOR SERVICES	49,139,600	45,809,641	47,715,200	50,723,300

**BROKEN ARROW MUNICIPAL AUTHORITY
FINANCIAL PLAN
FISCAL YEAR 2018**

DEPARTMENT/DIVISION	PERSONAL SERVICES	OTHER SERVICES & CHARGES	MATERIALS AND SUPPLIES	TOTAL
City Manager -				
Operations	283,500	5,150	2,850	291,500
Finance -				
Revenue	616,600	646,400	11,000	1,274,000
General Government	8,500	1,325,000	3,500	1,337,000
General Services:				
Operations	327,000	79,600	18,800	425,400
Building Maintenance	749,800	9,700	19,200	778,700
Fleet Maintenance	1,334,500	73,200	53,900	1,461,600
Sanitation	2,796,800	1,567,200	1,363,200	5,727,200
Logistics	436,700	27,400	14,700	478,800
Total General Services	5,644,800	1,757,100	1,469,800	8,871,700
Engineering/Construction:				
Construction	651,200	22,300	21,500	695,000
Engineering	943,200	96,200	58,000	1,097,400
Stormwater	431,000	40,400	15,300	486,700
Planning	301,200	85,600	9,800	396,600
Total Engineering/Construction	2,326,600	244,500	104,600	2,675,700
Street/Stormwater -				
Stormwater	2,842,700	600,400	392,400	3,835,500
Utilities:				
Water Utilities R & C	2,225,400	1,767,896	586,755	4,580,051
Administration	231,700	57,500	8,500	297,700
Water Plant	927,900	1,857,511	1,474,943	4,260,354
Meter Reading	652,100	23,500	340,800	1,016,400
Wastewater Plant	651,500	2,303,949	417,100	3,372,549
Sewer Utilities R & C	919,300	1,320,303	188,906	2,428,509
Total Utilities	5,607,900	7,330,659	3,017,004	15,955,563
TOTAL EXPENDITURES	17,330,600	11,909,209	5,001,154	34,240,963
CAPITAL OUTLAY				35,815,837
Other Financing Uses:				
Debt Service:				9,388,000
Transfers Out				
General Fund				14,300,000
BAEDA				600,000
Total Transfers Out				14,900,000
Total Other Financing Uses				24,288,000
TOTAL BUDGET				94,344,800

**BROKEN ARROW MUNICIPAL AUTHORITY
ESTIMATED ACTUAL
FISCAL YEAR 2018**

DEPARTMENT/DIVISION	PERSONAL SERVICES	OTHER SERVICES & CHARGES	MATERIALS AND SUPPLIES	TOTAL
City Manager - Operations	232,900	13,300	1,100	247,300
Finance - Revenue	613,100	706,800	11,200	1,331,100
General Government	8,500	1,033,100	2,400	1,044,000
General Services:				
Operations	267,300	75,900	16,000	359,200
Building Maintenance	667,900	7,500	18,011	693,411
Fleet Maintenance	1,183,068	60,720	52,200	1,295,988
Sanitation	2,058,900	1,565,100	1,030,100	4,654,100
Logistics	358,200	26,500	10,400	395,100
Total General Services	4,535,368	1,735,720	1,126,711	7,397,799
Engineering/Construction:				
Construction	621,700	17,100	14,900	653,700
Engineering	866,500	81,400	39,400	987,300
Stormwater	435,600	31,800	17,400	484,800
Planning	302,000	83,100	7,900	393,000
Total Engineering/Construction	2,225,800	213,400	79,600	2,518,800
Street/Stormwater - Stormwater	2,057,900	617,600	443,700	3,119,200
Utilities:				
Water Utilities R & C	2,199,100	1,773,500	583,500	4,556,100
Administration	234,600	10,400	5,200	250,200
Water Plant	885,900	1,747,500	1,477,700	4,111,100
Meter Reading	643,300	25,700	363,400	1,032,400
Wastewater Plant	519,400	1,065,300	308,100	1,892,800
Sewer Utilities R & C	725,000	1,297,400	239,700	2,262,100
Total Utilities	5,207,300	5,919,800	2,977,600	14,104,700
TOTAL EXPENDITURES	14,880,868	10,239,720	4,642,311	29,762,899
CAPITAL OUTLAY				12,628,000
Other Financing Uses:				
Debt Service:				8,452,110
Transfers Out				
General Fund				14,016,680
BAEDA				600,000
Total Transfers Out				14,616,680
Total Other Financing Uses				23,068,790
TOTAL BUDGET				65,459,689

**BROKEN ARROW MUNICIPAL AUTHORITY
FINANCIAL PLAN
FISCAL YEAR 2019**

DEPARTMENT/DIVISION	PERSONAL SERVICES	OTHER SERVICES & CHARGES	MATERIALS AND SUPPLIES	TOTAL
City Manager -				
Operations	288,624	9,200	2,500	300,324
Finance -				
Revenue	644,017	733,400	12,500	1,389,917
General Government	8,500	1,401,600	3,500	1,413,600
General Services:				
Operations	321,137	81,750	19,700	422,587
Building Maintenance	749,365	9,400	23,400	782,165
Fleet Maintenance	1,344,311	84,400	56,400	1,485,111
Sanitation	2,835,359	1,618,800	1,035,700	5,489,859
Logistics	417,545	28,100	9,800	455,445
Total General Services	5,667,717	1,822,450	1,145,000	8,635,167
Engineering/Construction:				
Construction	650,949	23,450	32,300	706,699
Engineering	1,132,611	124,200	57,500	1,314,311
Stormwater	506,922	68,200	32,500	607,622
Planning	299,260	141,700	8,000	448,960
Total Engineering/Construction	2,589,742	357,550	130,300	3,077,592
Street/Stormwater -				
Stormwater	2,433,735	672,900	434,900	3,541,535
Utilities:				
Water Utilities R & C	2,167,983	1,822,100	605,300	4,595,383
Administration	326,957	8,600	5,800	341,357
Water Plant	950,072	2,238,900	1,572,800	4,761,772
Meter Reading	649,053	24,900	347,500	1,021,453
Wastewater Plant	696,798	2,512,900	331,800	3,541,498
Sewer Utilities R & C	952,974	1,440,900	263,900	2,657,774
Total Utilities	5,743,837	8,048,300	3,127,100	16,919,237
TOTAL EXPENDITURES	17,376,172	13,045,400	4,855,800	35,277,372
CAPITAL OUTLAY				44,299,789
Other Financing Uses:				
Debt Service:				10,771,000
Transfers Out				
General Fund				14,167,200
BAEDA				600,000
Total Transfers Out				14,767,200
Total Other Financing Uses				25,538,200
TOTAL BUDGET				105,115,361

**BROKEN ARROW MUNICIPAL AUTHORITY
FINANCIAL PLAN
FISCAL YEAR 2020**

DEPARTMENT/DIVISION	PERSONAL SERVICES	OTHER SERVICES & CHARGES	MATERIALS AND SUPPLIES	TOTAL
City Manager -				
Operations	297,714	9,200	1,400	308,314
Finance -				
Revenue	664,148	730,300	9,000	1,403,448
General Government	8,500	1,410,100	3,500	1,422,100
General Services:				
Operations	331,256	82,400	17,900	431,556
Building Maintenance	773,553	8,000	22,600	804,153
Fleet Maintenance	1,386,162	84,500	56,400	1,527,062
Sanitation	2,924,666	1,637,500	1,051,700	5,613,866
Logistics	431,092	28,100	9,800	468,992
Total General Services	5,846,729	1,840,500	1,158,400	8,845,629
Engineering/Construction:				
Construction	670,910	24,300	24,300	719,510
Engineering	1,207,713	117,800	37,500	1,363,013
Stormwater	527,071	64,900	24,500	616,471
Planning	308,427	104,700	8,000	421,127
Total Engineering/Construction	2,714,121	311,700	94,300	3,120,121
Street/Stormwater -				
Stormwater	2,511,497	720,600	475,300	3,707,397
Utilities:				
Water Utilities R & C	2,233,391	1,911,400	581,800	4,726,591
Administration	340,175	8,600	5,800	354,575
Water Plant	979,177	2,366,500	1,634,500	4,980,177
Meter Reading	667,755	21,500	346,300	1,035,555
Wastewater Plant	723,898	2,481,800	331,800	3,537,498
Sewer Utilities R & C	982,646	1,511,940	310,700	2,805,286
Total Utilities	5,927,042	8,301,740	3,210,900	17,439,682
TOTAL EXPENDITURES	17,969,751	13,324,140	4,952,800	36,246,691
CAPITAL OUTLAY				1,761,000
Other Financing Uses:				
Debt Service:				9,850,000
Transfers Out				
General Fund				14,500,000
BAEDA				600,000
Total Transfers Out				15,100,000
Total Other Financing Uses				24,950,000
TOTAL BUDGET				62,957,691

OFFICE OF THE CITY MANAGER

DIVISIONS:

City Manager

Operations

PURPOSE:

To serve as the Chief Executive Officer of the City of Broken Arrow providing for the oversight and administration of all City departments, directing the implementation of policies and programs adopted by the City Council, resolving citizen concerns, representing the City with in the community, region and state as required and recommending the annual budget and policy recommendations for consideration by the City Council. The City Manager's office is also responsible for communications of City business and plans and the coordination of major projects.

FINANCIAL HIGHLIGHTS

	FISCAL YEAR 2017 FINANCIAL PLAN	FISCAL YEAR 2017 ESTIMATED ACTUAL	FISCAL YEAR 2018 FINANCIAL PLAN	FISCAL YEAR 2019 FINANCIAL PLAN
PERSONAL SERVICES:				
SALARIES & WAGES	198,500	179,700	206,694	212,998
EMPLOYEE BENEFITS	85,000	53,200	81,930	84,716
TOTAL PERSONAL SERVICES	283,500	232,900	288,624	297,714
OTHER SERVICES & CHARGES				
PROF & TECH SERVICES	2,500	2,800	3,200	3,200
OTHER SERVICES	2,000	10,500	6,000	6,000
TOTAL OTHER SERVICES & CHARGES	4,500	13,300	9,200	9,200
MATERIALS & SUPPLIES	2,850	1,100	2,500	1,400
TOTAL OPERATING EXPENSES	290,850	247,300	300,324	308,314

CITY OF BROKEN ARROW
BROKEN ARROW MUNICIPAL AUTHORITY
CITY MANAGER
Operations Division

ACCOUNT NUMBER	ACCOUNT DESCRIPTION	FISCAL YEAR	FISCAL YEAR	FISCAL YEAR	FISCAL YEAR
		2018	2018	2019	2020
		BUDGET	ESTIMATED	BUDGET	FINANCIAL
			ACTUAL		PLAN
020-0302-413.10-04 REGULAR		198,500	178,200	203,094	209,398
020-0302-413.10-11 OVERTIME		0	1,500	3,600	3,600
SALARIES AND WAGES		198,500	179,700	206,694	212,998
020-0302-413.20-10 LONGEVITY		700	700	800	808
020-0302-413.20-21 SOCIAL SECURITY		15,400	10,500	15,600	16,053
020-0302-413.20-22 RETIREMENT		20,000	16,500	21,121	21,743
020-0302-413.20-26 INSURANCE		42,300	19,000	37,076	38,587
020-0302-413.20-40 CAR ALLOWANCE		4,800	4,700	4,656	4,848
020-0302-413.20-41 CELL PHONE ALLOWANCE		1,800	1,800	2,677	2,677
EMPLOYEE BENEFITS		85,000	53,200	81,930	84,716
PERSONAL SERVICES		283,500	232,900	288,624	297,714
020-0302-413.30-11 REG. FEES & CERTIFICATION		1,500	2,000	2,200	2,200
020-0302-413.30-85 MEMBERSHIP DUES		1,000	800	1,000	1,000
PROF & TECH SERVICES		2,500	2,800	3,200	3,200
020-0302-413.40-55 MAINTENANCE SERVICES		650	0	0	0
PROPERTY SERVICES		650	0	0	0
020-0302-413.50-03 TRAVEL & EXPENSES		1,500	5,000	5,000	5,000
020-0302-413.50-37 TEMPORARY SERVICES		0	5,500	0	0
020-0302-413.50-54 OUTSIDE DATA SERVICES		0	0	500	500
020-0302-413.50-86 MISCELLANEOUS		500	0	500	500
OTHER SERVICES		2,000	10,500	6,000	6,000
OTHER SERVICES & CHARGES		5,150	13,300	9,200	9,200
020-0302-413.60-03 OFFICE SUPPLIES		1,000	100	500	500
020-0302-413.60-23 MATERIAL & SUPPLIES		350	100	300	300
020-0302-413.60-24 OTHER EQUIPMENT		1,000	700	1,600	500
020-0302-413.60-28 BOOKS, MAGS, & SUBSCRIPT.		500	200	100	100
MATERIAL & SUPPLIES		2,850	1,100	2,500	1,400
CITY MANAGER		291,500	247,300	300,324	308,314

FINANCE DEPARTMENT

DIVISIONS:

Revenue

PURPOSE:

The Revenue Division's purpose is to provide prompt and courteous service to the citizens of the City by coordinating with the Water, Sewer, Stormwater and Sanitation utilities for timely levels of service, presenting accurate customer bills on a timely basis, facilitate information and community news through messages on the monthly bills, collect and accurately post payments to the appropriate customer accounts and deposit all collections for the day.

FINANCIAL HIGHLIGHTS

	FISCAL YEAR 2017 FINANCIAL PLAN	FISCAL YEAR 2017 ESTIMATED ACTUAL	FISCAL YEAR 2018 FINANCIAL PLAN	FISCAL YEAR 2019 FINANCIAL PLAN
PERSONAL SERVICES:				
SALARIES & WAGES	402,500	402,400	426,118	438,338
EMPLOYEE BENEFITS	214,100	210,700	217,899	225,810
TOTAL PERSONAL SERVICES	616,600	613,100	644,017	664,148
OTHER SERVICES & CHARGES				
PROF & TECH SERVICES	42,500	42,200	62,000	63,500
PROPERTY SERVICES	37,200	42,900	45,900	46,300
OTHER SERVICES	566,700	621,700	625,500	620,500
TOTAL OTHER SERVICES & CHARGES	646,400	706,800	733,400	730,300
MATERIALS & SUPPLIES	11,000	11,200	12,500	9,000
TOTAL OPERATING EXPENSES	1,274,000	1,331,100	1,389,917	1,403,448

CITY OF BROKEN ARROW
BROKEN ARROW MUNICIPAL AUTHORITY
FINANCE DEPARTMENT
Revenue Division

ACCOUNT NUMBER ACCOUNT DESCRIPTION	FISCAL YEAR 2018 BUDGET	FISCAL YEAR 2018 ESTIMATED ACTUAL	FISCAL YEAR 2019 BUDGET	FISCAL YEAR 2020 FINANCIAL PLAN
020-0503-415.10-04 REGULAR	370,000	372,400	393,618	405,838
020-0503-415.10-05 VARIABLE PAY PROGRAM	2,500	0	2,500	2,500
020-0503-415.10-11 OVERTIME	30,000	30,000	30,000	30,000
SALARIES AND WAGES	<u>402,500</u>	<u>402,400</u>	<u>426,118</u>	<u>438,338</u>
020-0503-415.20-10 LONGEVITY	7,500	7,500	7,300	7,373
020-0503-415.20-21 SOCIAL SECURITY	28,800	29,900	28,986	29,843
020-0503-415.20-22 RETIREMENT	38,000	40,800	40,163	41,377
020-0503-415.20-26 INSURANCE	139,800	132,200	140,519	146,286
020-0503-415.20-41 CELL PHONE ALLOWANCE	0	300	931	931
EMPLOYEE BENEFITS	<u>214,100</u>	<u>210,700</u>	<u>217,899</u>	<u>225,810</u>
PERSONAL SERVICES	<u>616,600</u>	<u>613,100</u>	<u>644,017</u>	<u>664,148</u>
020-0503-415.30-11 REG. FEES & CERTIFICATION	2,500	2,500	5,500	5,500
020-0503-415.30-81 AUDIT FEES	36,000	36,000	27,500	29,000
020-0503-415.30-85 MEMBERSHIP DUES	500	200	500	500
020-0503-415.30-87 PROFESSIONAL SERVICES	3,500	3,500	28,500	28,500
PROF & TECH SERVICES	<u>42,500</u>	<u>42,200</u>	<u>62,000</u>	<u>63,500</u>
020-0503-415.40-33 OTHER RENTAL	1,200	1,100	5,100	5,500
020-0503-415.40-55 MAINTENANCE SERVICES	36,000	41,800	40,800	40,800
PROPERTY SERVICES	<u>37,200</u>	<u>42,900</u>	<u>45,900</u>	<u>46,300</u>
020-0503-415.50-03 TRAVEL & EXPENSES	2,400	3,000	3,000	3,000
020-0503-415.50-28 CONTRACT SERVICES	164,300	176,700	172,500	172,500
020-0503-415.50-39 POSTAGE	210,000	200,000	225,000	220,000
020-0503-415.50-55 CREDIT CARD CHARGES	190,000	242,000	225,000	225,000
OTHER SERVICES	<u>566,700</u>	<u>621,700</u>	<u>625,500</u>	<u>620,500</u>
OTHER SERVICES & CHARGES	<u>646,400</u>	<u>706,800</u>	<u>733,400</u>	<u>730,300</u>
020-0503-415.60-03 OFFICE SUPPLIES	4,000	3,800	4,000	4,000
020-0503-415.60-18 BLDG MATERIAL & SUPPLIE	2,000	2,000	0	0
020-0503-415.60-23 MATERIAL & SUPPLIES	2,000	2,000	3,000	3,000
020-0503-415.60-24 OTHER EQUIPMENT	3,000	3,400	5,500	2,000
MATERIAL & SUPPLIES	<u>11,000</u>	<u>11,200</u>	<u>12,500</u>	<u>9,000</u>
FINANCE	<u>1,274,000</u>	<u>1,331,100</u>	<u>1,389,917</u>	<u>1,403,448</u>

GENERAL GOVERNMENT

PURPOSE:

The General Government program assembles all general purpose expenditure requirements that are not chargeable to specific departments. These expenditures do not include any personnel costs except for unemployment benefits, but do include such type of expenditures as building maintenance for City Hall, expenditures relating to conducting the City's business by BAMA Trustees and other general expenses for the operation of BAMA.

FINANCIAL HIGHLIGHTS

	FISCAL YEAR 2017 FINANCIAL PLAN	FISCAL YEAR 2017 ESTIMATED ACTUAL	FISCAL YEAR 2018 FINANCIAL PLAN	FISCAL YEAR 2019 FINANCIAL PLAN
PERSONAL SERVICES:				
SALARIES & WAGES	0	0	0	0
EMPLOYEE BENEFITS	8,500	8,500	8,500	8,500
TOTAL PERSONAL SERVICES	8,500	8,500	8,500	8,500
OTHER SERVICES & CHARGES				
PROF & TECH SERVICES	171,900	191,500	222,500	220,000
PROPERTY SERVICES	22,100	24,100	31,100	32,100
OTHER SERVICES	1,131,000	817,500	1,148,000	1,158,000
TOTAL OTHER SERVICES & CHARGES	1,325,000	1,033,100	1,401,600	1,410,100
MATERIALS & SUPPLIES	3,500	2,400	3,500	3,500
TOTAL OPERATING EXPENSES	1,337,000	1,044,000	1,413,600	1,422,100

**CITY OF BROKEN ARROW
BROKEN ARROW MUNICIPAL AUTHORITY
GENERAL GOVERNMENT**

ACCOUNT NUMBER ACCOUNT DESCRIPTION	FISCAL YEAR 2018 BUDGET	FISCAL YEAR 2018 ESTIMATED ACTUAL	FISCAL YEAR 2019 BUDGET	FISCAL YEAR 2020 FINANCIAL PLAN
020-1700-419.20-25 UNEMPLOYMENT COMPENSATION	6,000	6,000	6,000	6,000
020-1700-419.20-28 PCORI FEE	2,500	2,500	2,500	2,500
EMPLOYEE BENEFITS	<u>8,500</u>	<u>8,500</u>	<u>8,500</u>	<u>8,500</u>
PERSONAL SERVICES	<u>8,500</u>	<u>8,500</u>	<u>8,500</u>	<u>8,500</u>
020-1700-419.30-08 LEGAL EXPENSES - LABOR	10,000	17,000	15,000	15,000
020-1700-419.30-09 LEGAL EXPENSE LITIGATION	50,000	25,000	50,000	50,000
020-1700-419.30-11 REG. FEES & CERTIFICATION	0	0	0	0
020-1700-419.30-85 MEMBERSHIP DUES	76,800	74,500	82,500	80,000
020-1700-419.30-87 PROFESSIONAL SERVICES	35,100	75,000	75,000	75,000
PROF & TECH SERVICES	<u>171,900</u>	<u>191,500</u>	<u>222,500</u>	<u>220,000</u>
020-1700-419.40-07 PROPERTY MAINTENANCE	22,000	15,000	22,000	22,000
20-1700-419.40-28 MISC CONTRACT SERVICES	0	9,000	9,000	10,000
020-1700-419.40-33 OTHER RENTAL	100	100	100	100
PROPERTY SERVICES	<u>22,100</u>	<u>24,100</u>	<u>31,100</u>	<u>32,100</u>
020-1700-419.50-03 TRAVEL & EXPENSES	0	0	0	0
020-1700-419.50-09 MISCELLANEOUS TORT CLAIMS	38,000	15,000	38,000	38,000
020-1700-419.50-11 WORKERS COMP	600,000	600,000	600,000	600,000
020-1700-419.50-22 TELEPHONE	7,000	7,000	7,000	7,000
020-1700-419.50-24 UTILITIES (ONG)	3,000	3,000	3,000	3,000
020-1700-419.50-25 UTILITIES (PSO)	15,000	15,000	15,000	15,000
020-1700-419.50-36 PRINTING SERVICES	15,000	2,500	15,000	15,000
020-1700-419.50-39 POSTAGE	0	0	0	0
020-1700-419.50-76 INSURANCE-GENERAL	130,000	160,000	150,000	160,000
020-1700-419.50-86 MISCELLANEOUS	300,000	0	300,000	300,000
020-1700-419.50-89 EMPLOYEE/CITIZEN ACTIVITY	23,000	15,000	20,000	20,000
OTHER SERVICES	<u>1,131,000</u>	<u>817,500</u>	<u>1,148,000</u>	<u>1,158,000</u>
OTHER SERVICES & CHARGES	<u>1,325,000</u>	<u>1,033,100</u>	<u>1,401,600</u>	<u>1,410,100</u>
020-1700-419.60-03 OFFICE SUPPLIES	500	200	500	500
020-1700-419.60-23 MATERIAL & SUPPLIES	1,000	200	1,000	1,000
020-1700-419.60-24 OTHER EQUIPMENT	0	0	0	0
020-1700-419.60-30 JANITORIAL SUPPLIES	2,000	2,000	2,000	2,000
MATERIAL & SUPPLIES	<u>3,500</u>	<u>2,400</u>	<u>3,500</u>	<u>3,500</u>
GENERAL GOVERNMENT	<u><u>1,337,000</u></u>	<u><u>1,044,000</u></u>	<u><u>1,413,600</u></u>	<u><u>1,422,100</u></u>

GENERAL SERVICES DEPARTMENT

DIVISIONS:

Operations
Fleet Maintenance
Building Maintenance

Sanitation
Logistics

PURPOSE:

The General Services Department operates the sanitation functions of trash pickup and recycling. It also performs the vehicle and building maintenance functions for the City. The Logistics Division processes all purchase requisitions and issues purchase orders for the City. It is also the central receiving point for materials ordered and maintains the main warehouse.

FINANCIAL HIGHLIGHTS

	FISCAL YEAR 2017 FINANCIAL PLAN	FISCAL YEAR 2017 ESTIMATED ACTUAL	FISCAL YEAR 2018 FINANCIAL PLAN	FISCAL YEAR 2019 FINANCIAL PLAN
PERSONAL SERVICES:				
SALARIES & WAGES	3,633,900	3,047,100	3,723,884	3,831,852
EMPLOYEE BENEFITS	2,010,900	1,488,268	1,943,833	2,014,877
TOTAL PERSONAL SERVICES	5,644,800	4,535,368	5,667,717	5,846,729
OTHER SERVICES & CHARGES				
PROF & TECH SERVICES	10,500	5,500	18,100	17,800
PROPERTY SERVICES	734,200	723,000	796,550	807,800
OTHER SERVICES	1,012,400	1,007,220	1,007,800	1,014,900
TOTAL OTHER SERVICES & CHARGES	1,757,100	1,735,720	1,822,450	1,840,500
MATERIALS & SUPPLIES	1,469,800	1,126,711	1,145,000	1,158,400
TOTAL OPERATING EXPENSES	8,871,700	7,397,799	8,635,167	8,845,629

**CITY OF BROKEN ARROW
BROKEN ARROW MUNICIPAL AUTHORITY
OPERATIONS DEPARTMENT
Operations Division**

ACCOUNT NUMBER ACCOUNT DESCRIPTION	FISCAL YEAR 2018 BUDGET	FISCAL YEAR 2018 ESTIMATED ACTUAL	FISCAL YEAR 2019 BUDGET	FISCAL YEAR 2020 FINANCIAL PLAN
020-5100-437.10-04 REGULAR	234,100	192,500	228,839	235,944
020-5100-437.10-05 VARIABLE PAY PROGRAM	1,000	1,000	1,000	1,000
020-5100-437.10-11 OVERTIME	2,200	1,000	2,200	2,200
SALARIES AND WAGES	<u>237,300</u>	<u>194,500</u>	<u>232,039</u>	<u>239,144</u>
020-5100-437.20-10 LONGEVITY	4,000	3,000	3,100	3,131
020-5100-437.20-12 EDUCATION/PERFORMANCE	0	700	600	607
020-5100-437.20-21 SOCIAL SECURITY	18,400	14,500	17,424	17,932
020-5100-437.20-22 RETIREMENT	24,000	18,200	23,336	24,024
020-5100-437.20-26 INSURANCE	42,700	35,800	43,707	45,487
020-5100-437.20-41 CELL PHONE ALLOWANCE	600	600	931	931
EMPLOYEE BENEFITS	<u>89,700</u>	<u>72,800</u>	<u>89,098</u>	<u>92,112</u>
PERSONAL SERVICES	<u>327,000</u>	<u>267,300</u>	<u>321,137</u>	<u>331,256</u>
020-5100-437.30-11 REG. FEES & CERTIFICATION	1,000	500	1,000	1,000
PROF & TECH SERVICES	<u>1,000</u>	<u>500</u>	<u>1,000</u>	<u>1,000</u>
020-5100-437.40-07 BUILDING MAINTENANCE	12,600	10,000	12,600	12,600
020-5100-437.40-20 VEHICLE REPAIR	0	0	1,200	1,200
020-5100-437.40-31 UNIFORM RENTAL/SERVICES	0	100	0	0
020-5100-437.40-33 OTHER RENTAL	1,800	1,600	2,150	2,100
020-5100-437.40-55 MAINTENANCE SERVICES	7,800	7,800	8,200	8,300
PROPERTY SERVICES	<u>22,200</u>	<u>19,500</u>	<u>24,150</u>	<u>24,200</u>
020-5100-437.50-03 TRAVEL & EXPENSES	100	100	100	100
020-5100-437.50-22 TELEPHONE	12,600	12,600	13,000	13,500
020-5100-437.50-24 UTILITIES (ONG)	6,200	6,200	6,200	6,300
020-5100-437.50-25 UTILITIES (PSO)	36,000	36,000	36,000	36,000
020-5100-437.50-86 MISCELLANEOUS	500	500	500	500
020-5100-437.50-89 EMPLOYEE/CITIZEN ACTIVI	1,000	500	800	800
OTHER SERVICES	<u>56,400</u>	<u>55,900</u>	<u>56,600</u>	<u>57,200</u>
OTHER SERVICES & CHARGES	<u>79,600</u>	<u>75,900</u>	<u>81,750</u>	<u>82,400</u>

**CITY OF BROKEN ARROW
BROKEN ARROW MUNICIPAL AUTHORITY
OPERATIONS DEPARTMENT
Operations Division**

ACCOUNT NUMBER ACCOUNT DESCRIPTION	FISCAL YEAR	FISCAL YEAR	FISCAL YEAR	FISCAL YEAR
	2018 BUDGET	2018 ESTIMATED ACTUAL	2019 BUDGET	2020 FINANCIAL PLAN
020-5100-437.60-03 OFFICE SUPPLIES	4,000	4,000	4,500	5,000
020-5100-437.60-10 UNIFORMS	200	200	200	200
020-5100-437.60-18 BLDG MATERIAL & SUPPLIES	7,600	5,000	6,000	6,000
020-5100-437.60-19 TIRES & TUBES	400	100	400	400
020-5100-437.60-20 VEHICLE REPAIR PARTS	600	700	600	600
020-5100-437.60-21 FUEL & LUBRICANTS	800	800	800	800
020-5100-437.60-23 MATERIAL & SUPPLIES	2,400	2,400	2,400	2,400
020-5100-437.60-24 OTHER EQUIPMENT	2,800	2,800	4,600	2,300
020-5100-437.60-50 RADIO MAINTENANCE	0	0	200	200
MATERIAL & SUPPLIES	<u>18,800</u>	<u>16,000</u>	<u>19,700</u>	<u>17,900</u>
OPERATIONS	<u>425,400</u>	<u>359,200</u>	<u>422,587</u>	<u>431,556</u>

**CITY OF BROKEN ARROW
BROKEN ARROW MUNICIPAL AUTHORITY
OPERATIONS DEPARTMENT
Building Maintenance Division**

ACCOUNT NUMBER ACCOUNT DESCRIPTION	FISCAL YEAR	FISCAL YEAR	FISCAL YEAR	FISCAL YEAR
	2018 BUDGET	2018 ESTIMATED ACTUAL	2019 BUDGET	2020 FINANCIAL PLAN
020-5115-437.10-04 REGULAR	466,200	434,300	481,601	496,553
020-5115-437.10-05 VARIABLE PAY PROGRAM	1,000	500	1,000	1,000
020-5115-437.10-11 OVERTIME	10,000	10,000	10,000	10,000
SALARIES AND WAGES	<u>477,200</u>	<u>444,800</u>	<u>492,601</u>	<u>507,553</u>
020-5115-437.20-10 LONGEVITY	11,000	10,700	10,800	10,909
020-5115-437.20-21 SOCIAL SECURITY	36,400	32,800	36,361	37,453
020-5115-437.20-22 RETIREMENT	49,300	45,300	49,301	50,801
020-5115-437.20-26 INSURANCE	175,300	133,700	159,371	165,906
020-5115-437.20-41 CELL PHONE ALLOWANCE	600	600	931	931
EMPLOYEE BENEFITS	<u>272,600</u>	<u>223,100</u>	<u>256,764</u>	<u>266,000</u>
PERSONAL SERVICES	<u>749,800</u>	<u>667,900</u>	<u>749,365</u>	<u>773,553</u>
020-5115-437.30-11 REG. FEES & CERTIFICATION	1,500	100	500	500
PROF & TECH SERVICES	<u>1,500</u>	<u>100</u>	<u>500</u>	<u>500</u>
020-5115-437.40-20 VEHICLE REPAIR	1,600	800	1,600	1,600
020-5115-437.40-31 UNIFORM RENTAL/SERVICES	2,600	2,600	2,700	2,800
020-5115-437.40-33 OTHER RENTAL	400	400	900	900
020-5115-437.40-55 MAINTENANCE SERVICES	2,700	2,700	2,800	1,300
PROPERTY SERVICES	<u>7,300</u>	<u>6,500</u>	<u>8,000</u>	<u>6,600</u>
020-5115-437.50-22 TELEPHONE	400	400	400	400
020-5115-437.50-86 MISCELLANEOUS	500	500	500	500
OTHER SERVICES	<u>900</u>	<u>900</u>	<u>900</u>	<u>900</u>
OTHER SERVICES & CHARGES	<u>9,700</u>	<u>7,500</u>	<u>9,400</u>	<u>8,000</u>
020-5115-437.60-03 OFFICE SUPPLIES	0	100	200	200
020-5115-437.60-10 UNIFORMS	2,300	1,100	2,400	2,400
020-5115-437.60-18 BLDG MATERIAL & SUPPLIES	0	100	0	0
020-5115-437.60-19 TIRES & TUBES	2,100	2,000	2,200	2,200
020-5115-437.60-20 VEHICLE REPAIR PARTS	3,100	2,000	3,100	3,100
020-5115-437.60-21 FUEL & LUBRICANTS	6,500	8,000	8,000	8,500
020-5115-437.60-23 MATERIAL & SUPPLIES	1,000	1,000	2,300	1,000
020-5115-437.60-24 OTHER EQUIPMENT	3,200	3,200	4,200	4,200
020-5115-437.60-27 CONCRETE & AGGREGATE	0	11	0	0
020-5115-437.60-31 OTHER EQUIP PARTS/MAINT	1,000	500	1,000	1,000
MATERIALS & SUPPLIES	<u>19,200</u>	<u>18,011</u>	<u>23,400</u>	<u>22,600</u>
BUILDING MAINTENANCE	<u>778,700</u>	<u>693,411</u>	<u>782,165</u>	<u>804,153</u>

**CITY OF BROKEN ARROW
BROKEN ARROW MUNICIPAL AUTHORITY
OPERATIONS DEPARTMENT
Fleet Maintenance Division**

ACCOUNT NUMBER ACCOUNT DESCRIPTION	FISCAL YEAR 2018 BUDGET	FISCAL YEAR 2018 ESTIMATED ACTUAL	FISCAL YEAR 2019 BUDGET	FISCAL YEAR 2020 FINANCIAL PLAN
020-5120-437.10-04 REGULAR	813,900	735,000	850,279	876,676
020-5120-437.10-05 VARIABLE PAY PROGRAM	2,000	1,500	2,000	2,000
020-5120-437.10-11 OVERTIME	75,000	85,000	65,000	65,000
020-5120-437.10-19 INJURY PAY	0	700	0	0
SALARIES AND WAGES	<u>890,900</u>	<u>822,200</u>	<u>917,279</u>	<u>943,676</u>
020-5120-437.20-10 LONGEVITY	11,200	11,200	13,100	13,231
020-5120-437.20-12 EDUCATION/PERFORMANCE	1,200	1,200	1,200	1,212
020-5120-437.20-21 SOCIAL SECURITY	63,000	60,400	64,207	66,161
020-5120-437.20-22 RETIREMENT	84,100	81,300	87,939	90,658
020-5120-437.20-26 INSURANCE	268,900	191,368	245,347	255,395
020-5120-437.20-31 TOOL ALLOWANCE	14,600	14,800	14,308	14,898
020-5120-437.20-41 CELL PHONE ALLOWANCE	600	600	931	931
EMPLOYEE BENEFITS	<u>443,600</u>	<u>360,868</u>	<u>427,032</u>	<u>442,486</u>
PERSONAL SERVICES	<u>1,334,500</u>	<u>1,183,068</u>	<u>1,344,311</u>	<u>1,386,162</u>
020-5120-437.30-11 REG. FEES & CERTIFICATION	4,600	3,000	4,000	4,000
020-5120-437.30-84 MEDICAL VACCINATION	0	0	9,200	9,200
PROF & TECH SERVICES	<u>4,600</u>	<u>3,000</u>	<u>13,200</u>	<u>13,200</u>
020-5120-437.40-07 BUILDING MAINTENANCE	5,700	700	5,700	5,700
020-5120-437.40-20 VEHICLE REPAIR	1,700	1,700	1,700	1,700
020-5120-437.40-29 OTHER EQUIPMENT REPAIR	8,000	5,000	8,000	8,000
020-5120-437.40-31 UNIFORM RENTAL/SERVICES	5,800	5,800	5,800	5,800
020-5120-437.40-33 OTHER RENTAL	6,100	6,000	8,000	8,000
020-5120-437.40-50 RADIO MAINTENANCE-OUTSI	0	0	400	400
020-5120-437.40-55 MAINTENANCE SERVICES	16,600	16,600	14,800	14,900
PROPERTY SERVICES	<u>43,900</u>	<u>35,800</u>	<u>44,400</u>	<u>44,500</u>
020-5120-437.50-03 TRAVEL & EXPENSES	2,000	500	2,300	2,300
020-5120-437.50-22 TELEPHONE	500	420	2,300	2,300
020-5120-437.50-24 UTILITIES (ONG)	5,500	5,500	5,500	5,500
020-5120-437.50-25 UTILITIES (PSO)	16,200	15,000	16,200	16,200
020-5120-437.50-86 MISCELLANEOUS	500	500	500	500
OTHER SERVICES	<u>24,700</u>	<u>21,920</u>	<u>26,800</u>	<u>26,800</u>
OTHER SERVICES & CHARGES	<u>73,200</u>	<u>60,720</u>	<u>84,400</u>	<u>84,500</u>

**CITY OF BROKEN ARROW
BROKEN ARROW MUNICIPAL AUTHORITY
OPERATIONS DEPARTMENT
Fleet Maintenance Division**

ACCOUNT NUMBER	ACCOUNT DESCRIPTION	FISCAL YEAR	FISCAL YEAR	FISCAL YEAR	FISCAL YEAR
		2018	2018	2019	2020
		BUDGET	ESTIMATED	BUDGET	FINANCIAL
			ACTUAL		PLAN
020-5120-437.60-03	OFFICE SUPPLIES	1,000	600	1,000	1,000
020-5120-437.60-10	UNIFORMS	4,200	5,000	4,200	4,200
020-5120-437.60-18	BLDG MATERIAL & SUPPLIES	2,000	2,000	2,000	2,000
020-5120-437.60-19	TIRES & TUBES	1,300	1,300	1,300	1,300
020-5120-437.60-20	VEHICLE REPAIR PARTS	7,000	3,000	5,000	5,000
020-5120-437.60-21	FUEL & LUBRICANTS	8,500	8,500	10,000	11,000
020-5120-437.60-23	MATERIAL & SUPPLIES	19,000	19,000	19,000	19,000
020-5120-437.60-24	OTHER EQUIPMENT	8,000	10,000	11,000	10,000
020-5120-437.60-28	BOOKS, MAGS, & SUBSCRIPT.	0	100	0	0
020-5120-437.60-30	JANITORIAL SUPPLIES	2,500	2,500	2,500	2,500
020-5120-437.60-50	RADIO MAINTENANCE	400	200	400	400
	MATERIAL & SUPPLIES	<u>53,900</u>	<u>52,200</u>	<u>56,400</u>	<u>56,400</u>
FLEET MAINTENANCE		<u>1,461,600</u>	<u>1,295,988</u>	<u>1,485,111</u>	<u>1,527,062</u>

**CITY OF BROKEN ARROW
BROKEN ARROW MUNICIPAL AUTHORITY
OPERATIONS DEPARTMENT
Sanitation Division**

ACCOUNT NUMBER ACCOUNT DESCRIPTION	FISCAL YEAR	FISCAL YEAR	FISCAL YEAR	FISCAL YEAR
	2018 BUDGET	2018 ESTIMATED ACTUAL	2019 BUDGET	2020 FINANCIAL PLAN
020-5125-436.10-04 REGULAR	1,597,600	1,186,500	1,638,762	1,689,639
020-5125-436.10-05 VARIABLE PAY PROGRAM	3,500	2,500	3,500	3,500
020-5125-436.10-11 OVERTIME	160,000	160,000	160,000	160,000
020-5125-436.10-19 INJURY PAY	0	400	0	0
SALARIES AND WAGES	<u>1,761,100</u>	<u>1,349,400</u>	<u>1,802,262</u>	<u>1,853,139</u>
020-5125-436.20-10 LONGEVITY	34,200	33,000	32,400	32,724
020-5125-436.20-21 SOCIAL SECURITY	122,900	97,500	122,441	126,182
020-5125-436.20-22 RETIREMENT	163,300	133,500	167,115	172,295
020-5125-436.20-26 INSURANCE	714,700	444,900	710,210	739,395
020-5125-436.20-41 CELL PHONE ALLOWANCE	600	600	931	931
EMPLOYEE BENEFITS	<u>1,035,700</u>	<u>709,500</u>	<u>1,033,097</u>	<u>1,071,527</u>
PERSONAL SERVICES	<u>2,796,800</u>	<u>2,058,900</u>	<u>2,835,359</u>	<u>2,924,666</u>
020-5125-436.30-11 REG. FEES & CERTIFICATION	600	100	300	300
020-5125-436.30-84 MEDICAL VACCINATION	600	0	600	600
PROF & TECH SERVICES	<u>1,200</u>	<u>100</u>	<u>900</u>	<u>900</u>
020-5125-436.40-20 VEHICLE REPAIR	29,200	25,000	28,900	29,500
020-5125-436.40-30 CONTRACT LANDFILL SERVICE	569,500	569,500	609,800	621,300
020-5125-436.40-31 UNIFORM RENTAL/SERVICES	10,000	10,000	11,500	11,500
020-5125-436.40-55 MAINTENANCE SERVICES	35,300	40,000	51,800	51,900
020-5125-436.40-63 MAINT. RECYCLE CENTER	0	500	1,000	1,000
PROPERTY SERVICES	<u>644,000</u>	<u>645,000</u>	<u>703,000</u>	<u>715,200</u>
020-5125-436.50-03 TRAVEL & EXPENSES	4,000	2,000	2,000	2,000
020-5125-436.50-10 SERVICE CONTRACTS	125,000	125,000	123,500	126,000
020-5125-436.50-37 TEMPORARY SERVICES	297,000	297,000	299,000	299,000
020-5125-436.50-84 PILOT	495,500	495,500	489,900	493,900
020-5125-436.50-86 MISCELLANEOUS	500	500	500	500
OTHER SERVICES	<u>922,000</u>	<u>920,000</u>	<u>914,900</u>	<u>921,400</u>
OTHER SERVICES & CHARGES	<u>1,567,200</u>	<u>1,565,100</u>	<u>1,618,800</u>	<u>1,637,500</u>

**CITY OF BROKEN ARROW
BROKEN ARROW MUNICIPAL AUTHORITY
OPERATIONS DEPARTMENT
Sanitation Division**

ACCOUNT NUMBER	ACCOUNT DESCRIPTION	FISCAL YEAR	FISCAL YEAR	FISCAL YEAR	FISCAL YEAR
		2018	2018	2019	2020
		BUDGET	ESTIMATED ACTUAL	BUDGET	FINANCIAL PLAN
020-5125-436.60-10	UNIFORMS	7,500	6,500	7,500	7,500
020-5125-436.60-19	TIRES & TUBES	180,800	180,800	181,200	181,200
020-5125-436.60-20	VEHICLE REPAIR PARTS	132,000	132,000	126,500	126,500
020-5125-436.60-21	FUEL & LUBRICANTS	180,000	170,000	185,000	185,000
020-5125-436.60-23	MATERIAL & SUPPLIES	5,000	5,000	5,000	5,000
020-5125-436.60-24	OTHER EQUIPMENT	4,300	2,200	2,100	2,100
020-5125-436.60-25	SANITATION TRASH BAGS	850,200	532,000	524,000	540,000
020-5125-436.60-42	TRASH CONTAINERS	2,400	500	2,400	2,400
020-5125-436.60-50	RADIO MAINTENANCE	1,000	1,000	1,000	1,000
020-5125-436.60-63	RECYCLE CENTER MAINT	0	100	1,000	1,000
	MATERIAL & SUPPLIES	<u>1,363,200</u>	<u>1,030,100</u>	<u>1,035,700</u>	<u>1,051,700</u>
SANITATION		<u>5,727,200</u>	<u>4,654,100</u>	<u>5,489,859</u>	<u>5,613,866</u>

**CITY OF BROKEN ARROW
BROKEN ARROW MUNICIPAL AUTHORITY
OPERATIONS DEPARTMENT
Logistics Division**

ACCOUNT NUMBER ACCOUNT DESCRIPTION	FISCAL YEAR 2018 BUDGET	FISCAL YEAR 2018 ESTIMATED ACTUAL	FISCAL YEAR 2019 BUDGET	FISCAL YEAR 2020 FINANCIAL PLAN
020-5130-437.10-04 REGULAR	266,400	235,000	278,203	286,840
020-5130-437.10-05 VARIABLE PAY PROGRAM	1,000	1,000	1,000	1,000
020-5130-437.10-11 OVERTIME	0	200	500	500
SALARIES AND WAGES	<u>267,400</u>	<u>236,200</u>	<u>279,703</u>	<u>288,340</u>
020-5130-437.20-10 LONGEVITY	9,200	7,300	8,100	8,181
020-5130-437.20-21 SOCIAL SECURITY	20,200	16,400	20,905	21,550
020-5130-437.20-22 RETIREMENT	27,200	22,800	28,606	29,502
020-5130-437.20-26 INSURANCE	<u>112,700</u>	<u>75,500</u>	<u>80,231</u>	<u>83,519</u>
EMPLOYEE BENEFITS	<u>169,300</u>	<u>122,000</u>	<u>137,842</u>	<u>142,752</u>
PERSONAL SERVICES	<u>436,700</u>	<u>358,200</u>	<u>417,545</u>	<u>431,092</u>
020-5130-437.30-11 REG. FEES & CERTIFICATION	2,200	1,500	2,500	2,200
020-5130-437.30-85 MEMBERSHIP DUES	0	300	0	0
PROF & TECH SERVICES	<u>2,200</u>	<u>1,800</u>	<u>2,500</u>	<u>2,200</u>
020-5130-437.40-20 VEHICLE REPAIR	1,000	500	1,000	1,000
020-5130-437.40-31 UNIFORM RENTAL/SERVICES	500	400	500	500
020-5130-437.40-33 OTHER RENTAL	1,400	1,400	1,500	1,500
020-5130-437.40-55 MAINTENANCE SERVICES	<u>13,900</u>	<u>13,900</u>	<u>14,000</u>	<u>14,300</u>
PROPERTY SERVICES	<u>16,800</u>	<u>16,200</u>	<u>17,000</u>	<u>17,300</u>
020-5130-437.50-03 TRAVEL & EXPENSES	0	100	100	100
020-5130-437.50-05 LEGAL PUBLICATIONS	4,900	4,900	5,000	5,000
020-5130-437.50-39 POSTAGE	3,000	3,000	3,000	3,000
020-5130-437.50-86 MISCELLANEOUS	<u>500</u>	<u>500</u>	<u>500</u>	<u>500</u>
OTHER SERVICES	<u>8,400</u>	<u>8,500</u>	<u>8,600</u>	<u>8,600</u>
OTHER SERVICES & CHARGES	<u>27,400</u>	<u>26,500</u>	<u>28,100</u>	<u>28,100</u>
020-5130-437.60-03 OFFICE SUPPLIES	1,000	1,200	1,200	1,200
020-5130-437.60-10 UNIFORMS	1,400	1,200	1,400	1,200
020-5130-437.60-19 TIRES & TUBES	1,200	500	600	600
020-5130-437.60-20 VEHICLE REPAIR PARTS	1,600	500	1,600	1,600
020-5130-437.60-21 FUEL & LUBRICANTS	2,500	1,100	1,400	1,600
020-5130-437.60-23 MATERIAL & SUPPLIES	2,600	2,400	2,600	2,600
020-5130-437.60-24 OTHER EQUIPMENT	<u>4,400</u>	<u>3,500</u>	<u>1,000</u>	<u>1,000</u>
MATERIAL & SUPPLIES	<u>14,700</u>	<u>10,400</u>	<u>9,800</u>	<u>9,800</u>
LOGISTICS	<u>478,800</u>	<u>395,100</u>	<u>455,445</u>	<u>468,992</u>
GENERAL SERVICES	<u>8,871,700</u>	<u>7,397,799</u>	<u>8,635,167</u>	<u>8,845,629</u>

CONSTRUCTION/ENGINEERING

DIVISIONS:

Construction
Stormwater

Engineering
Planning

PURPOSE:

The Construction Division is responsible for inspection of all privately constructed utilities and streets that are transferred to City ownership. The division manages and inspects all capital improvement project contracts awarded by the City and/or BAMA.

The Engineering Division administers architects and engineering contracts, designs capital infrastructure and maintenance and repair projects. The division also is responsible for the acquisition of right-of-way necessary for the construction and maintenance projects.

The Stormwater Division administers the Stormwater NDDes permits and reviews stormwater design, construction and necessary maintenance to stormwater facilities. The division also manages the floodplain areas within the City.

FINANCIAL HIGHLIGHTS

	FISCAL YEAR 2017 FINANCIAL PLAN	FISCAL YEAR 2017 ESTIMATED ACTUAL	FISCAL YEAR 2018 FINANCIAL PLAN	FISCAL YEAR 2019 FINANCIAL PLAN
PERSONAL SERVICES:				
SALARIES & WAGES	1,650,100	1,628,200	1,876,125	1,973,962
EMPLOYEE BENEFITS	676,500	597,600	713,617	740,159
TOTAL PERSONAL SERVICES	2,326,600	2,225,800	2,589,742	2,714,121
OTHER SERVICES & CHARGES				
PROF & TECH SERVICES	146,100	96,800	214,550	174,100
PROPERTY SERVICES	59,400	87,100	97,700	95,000
OTHER SERVICES	39,000	29,500	45,300	42,600
TOTAL OTHER SERVICES & CHARGES	244,500	213,400	357,550	311,700
MATERIALS & SUPPLIES	104,600	79,600	130,300	94,300
TOTAL OPERATING EXPENSES	2,675,700	2,518,800	3,077,592	3,120,121

**CITY OF BROKEN ARROW
BROKEN ARROW MUNICIPAL AUTHORITY
CONSTRUCTION/ENGINEERING DEPARTMENT
Construction Division**

ACCOUNT NUMBER ACCOUNT DESCRIPTION	FISCAL YEAR	FISCAL YEAR	FISCAL YEAR	FISCAL YEAR
	2018 BUDGET	2018 ESTIMATED ACTUAL	2019 BUDGET	2020 FINANCIAL PLAN
020-5200-419.10-04 REGULAR	431,300	425,500	445,451	459,280
020-5200-419.10-05 VARIABLE PAY PROGRAM	0	0	0	0
020-5200-419.10-11 OVERTIME	25,000	20,000	30,000	30,000
020-5200-419.10-19 INJURY PAY	0	0	0	0
SALARIES AND WAGES	456,300	445,500	475,451	489,280
020-5200-419.20-10 LONGEVITY	9,400	8,300	8,600	8,687
020-5200-419.20-21 SOCIAL SECURITY	33,300	34,100	33,757	34,802
020-5200-419.20-22 RETIREMENT	44,100	46,200	45,380	46,797
020-5200-419.20-26 INSURANCE	108,100	87,600	87,761	91,344
EMPLOYEE BENEFITS	194,900	176,200	175,498	181,630
PERSONAL SERVICES	651,200	621,700	650,949	670,910
020-5200-419.30-11 REG. FEES & CERTIFICATION	4,000	2,400	5,750	6,000
020-5200-419.30-85 MEMBERSHIP DUES	500	400	500	500
PROF & TECH SERVICES	4,500	2,800	6,250	6,500
020-5200-419.40-20 VEHICLE REPAIR	2,000	2,000	2,000	2,000
020-5200-419.40-31 UNIFORM RENTAL/SERVICES	1,500	1,000	1,500	1,500
020-5200-419.40-55 MAINTENANCE SERVICES	2,800	2,000	2,500	2,800
PROPERTY SERVICES	6,300	5,000	6,000	6,300
020-5200-419.50-03 TRAVEL & EXPENSES	2,500	1,800	3,000	3,000
020-5200-419.50-22 TELEPHONE	6,000	5,000	5,200	5,500
020-5200-419.50-54 OUTSIDE DATA SERVICES	3,000	2,500	3,000	3,000
OTHER SERVICES	11,500	9,300	11,200	11,500
OTHER SERVICES & CHARGES	22,300	17,100	23,450	24,300
020-5200-419.60-03 OFFICE SUPPLIES	2,000	1,000	2,000	2,000
020-5200-419.60-10 UNIFORMS	2,000	1,000	2,000	2,000
020-5200-419.60-19 TIRES & TUBES	1,500	1,700	1,600	1,600
020-5200-419.60-20 VEHICLE REPAIR PARTS	2,000	1,000	2,000	2,000
020-5200-419.60-21 FUEL & LUBRICANTS	5,500	5,000	5,500	5,500
020-5200-419.60-23 MATERIAL & SUPPLIES	5,000	3,000	5,000	6,000
020-5200-419.60-24 OTHER EQUIPMENT	3,000	2,000	14,000	5,000
020-5200-419.60-28 BOOKS, MAGS, & SUBSCRIPT.	500	200	200	200
MATERIALS & SUPPLIES	21,500	14,900	32,300	24,300
CONSTRUCTION	695,000	653,700	706,699	719,510

CITY OF BROKEN ARROW
BROKEN ARROW MUNICIPAL AUTHORITY
CONSTRUCTION/ENGINEERING DEPARTMENT
Engineering Division

ACCOUNT NUMBER ACCOUNT DESCRIPTION	FISCAL YEAR 2018 BUDGET	FISCAL YEAR 2018 ESTIMATED ACTUAL	FISCAL YEAR 2019 BUDGET	FISCAL YEAR 2020 FINANCIAL PLAN
020-5205-419.10-04 REGULAR	647,300	641,500	814,365	877,682
020-5205-419.10-05 VARIABLE PAY	0	1,300	0	0
020-5205-419.10-11 OVERTIME	23,000	8,000	10,000	10,000
SALARIES AND WAGES	<u>670,300</u>	<u>650,800</u>	<u>824,365</u>	<u>887,682</u>
020-5205-419.20-10 LONGEVITY	8,400	5,900	6,200	6,262
020-5205-419.20-12 EDUCATION/PERFORMANCE	3,500	2,600	3,600	3,636
020-5205-419.20-21 SOCIAL SECURITY	54,000	48,600	61,540	66,247
020-5205-419.20-22 RETIREMENT	66,000	66,000	82,272	88,869
020-5205-419.20-26 INSURANCE	140,400	91,800	152,772	153,155
020-5205-419.20-41 CELL PHONE ALLOWANCE	600	800	1,862	1,862
EMPLOYEE BENEFITS	<u>272,900</u>	<u>215,700</u>	<u>308,246</u>	<u>320,031</u>
PERSONAL SERVICES	<u>943,200</u>	<u>866,500</u>	<u>1,132,611</u>	<u>1,207,713</u>
020-5205-419.30-11 REG. FEES & CERTIFICATION	7,000	3,500	11,000	7,000
020-5205-419.30-85 MEMBERSHIP DUES	6,600	4,500	7,000	6,600
020-5205-419.30-87 PROFESSIONAL SERVICES	40,000	39,200	60,000	60,000
PROF & TECH SERVICES	<u>53,600</u>	<u>47,200</u>	<u>78,000</u>	<u>73,600</u>
020-5205-419.40-20 VEHICLE REPAIR	1,500	1,000	1,500	1,500
020-5205-419.40-33 OTHER RENTAL	3,000	2,000	3,000	3,000
020-5205-419.40-55 MAINTENANCE SERVICES	24,900	23,000	24,900	24,900
PROPERTY SERVICES	<u>29,400</u>	<u>26,000</u>	<u>29,400</u>	<u>29,400</u>
020-5205-419.50-03 TRAVEL & EXPENSES	13,000	7,000	15,000	13,000
020-5205-419.50-22 TELEPHONE	200	1,200	600	600
020-5205-419.50-54 OUTSIDE DATA SERVICES	0	0	1,200	1,200
OTHER SERVICES	<u>13,200</u>	<u>8,200</u>	<u>16,800</u>	<u>14,800</u>
OTHER SERVICES & CHARGES	<u>96,200</u>	<u>81,400</u>	<u>124,200</u>	<u>117,800</u>
020-5205-419.60-03 OFFICE SUPPLIES	10,000	5,400	10,000	10,000
020-5205-419.60-10 UNIFORMS	3,500	2,200	3,500	3,500
020-5205-419.60-19 TIRES & TUBES	1,000	1,000	1,000	1,000
020-5205-419.60-20 VEHICLE REPAIR PARTS	1,000	1,000	1,000	1,000
020-5205-419.60-21 FUEL & LUBRICANTS	1,000	800	1,000	1,000
020-5205-419.60-23 MATERIAL & SUPPLIES	2,000	3,000	2,000	2,000
020-5205-419.60-24 OTHER EQUIPMENT	37,500	25,000	35,000	15,000
020-5205-419.60-28 BOOKS, MAGS, & SUBSCRIPT.	2,000	1,000	2,000	2,000
020-5205-419.60-31 OTHER EQUIP PARTS/MAINT	0	0	2,000	2,000
MATERIALS & SUPPLIES	<u>58,000</u>	<u>39,400</u>	<u>57,500</u>	<u>37,500</u>
ENGINEERING	<u>1,097,400</u>	<u>987,300</u>	<u>1,314,311</u>	<u>1,363,013</u>

CITY OF BROKEN ARROW
BROKEN ARROW MUNICIPAL AUTHORITY
CONSTRUCTION/ENGINEERING DEPARTMENT
Stormwater Engineering Division

ACCOUNT NUMBER ACCOUNT DESCRIPTION	FISCAL YEAR	FISCAL YEAR	FISCAL YEAR	FISCAL YEAR
	2018 BUDGET	2018 ESTIMATED ACTUAL	2019 BUDGET	2020 FINANCIAL PLAN
020-5210-419.10-04 REGULAR	293,300	302,300	343,580	357,667
020-5210-419.10-05 VARIABLE PAY PROGRAM	0	0	0	0
020-5210-419.10-11 OVERTIME	5,000	7,500	10,000	10,000
SALARIES AND WAGES	298,300	309,800	353,580	367,667
020-5210-419.20-10 LONGEVITY	5,800	5,800	6,000	6,060
020-5210-419.20-21 SOCIAL SECURITY	24,000	23,300	25,956	27,020
020-5210-419.20-22 RETIREMENT	30,000	31,600	35,033	36,469
020-5210-419.20-26 INSURANCE	72,300	64,500	85,422	88,924
020-5210-419.20-41 CELL PHONE ALLOWANCE	600	600	931	931
EMPLOYEE BENEFITS	132,700	125,800	153,342	159,404
PERSONAL SERVICES	431,000	435,600	506,922	527,071
020-5210-419.30-11 REG. FEES & CERTIFICATION	5,000	3,000	5,300	6,000
020-5210-419.30-75 DEQ PERMIT FEES	2,000	1,500	6,000	6,000
020-5210-419.30-85 MEMBERSHIP DUES	1,000	700	2,000	2,000
020-5210-419.30-87 PROFESSIONAL SERVICES	19,000	6,000	25,000	25,000
PROF & TECH SERVICES	27,000	11,200	38,300	39,000
020-5210-419.40-20 VEHICLE REPAIR	500	500	2,000	2,000
020-5210-419.40-28 MISC CONTRACT SERVICES	0	3,000	3,000	3,000
020-5210-419.40-33 OTHER RENTAL	0	3,000	3,000	3,000
020-5210-419.40-50 RADIO MAINTENANCE-OUTSIDE	0	0	3,000	0
020-5210-419.40-55 MAINTENANCE SERVICES	4,800	7,800	7,800	7,800
PROPERTY SERVICES	5,300	14,300	18,800	15,800
020-5210-419.50-03 TRAVEL & EXPENSES	6,000	4,000	7,000	7,000
020-5210-419.50-22 TELEPHONE	600	600	600	600
020-5210-419.50-36 PRINTING SERVICES	500	500	500	500
020-5210-419.50-39 POSTAGE	1,000	1,200	3,000	2,000
OTHER SERVICES	8,100	6,300	11,100	10,100
OTHER SERVICES & CHARGES	40,400	31,800	68,200	64,900
020-5210-419.60-03 OFFICE SUPPLIES	2,000	1,500	3,000	2,000
020-5210-419.60-10 UNIFORMS	3,300	2,500	2,500	2,500
020-5210-419.60-19 TIRES & TUBES	1,000	700	1,000	1,000
020-5210-419.60-20 VEHICLE REPAIR PARTS	1,000	600	1,000	1,000
020-5210-419.60-21 FUEL & LUBRICANTS	2,000	2,000	2,000	2,000
020-5210-419.60-23 MATERIAL & SUPPLIES	2,000	1,500	5,000	5,000
020-5210-419.60-24 OTHER EQUIPMENT	3,000	8,000	17,000	10,000
020-5210-419.60-28 BOOKS, MAGS, & SUBSCRIPT.	500	300	500	500
020-5210-419.60-31 OTHER EQUIP PARTS/MAINT	500	300	500	500
MATERIALS & SUPPLIES	15,300	17,400	32,500	24,500
STORMWATER ENGINEERING	486,700	484,800	607,622	616,471

**CITY OF BROKEN ARROW
BROKEN ARROW MUNICIPAL AUTHORITY
CONSTRUCTION/ENGINEERING DEPARTMENT
Engineering Planning Division**

ACCOUNT NUMBER ACCOUNT DESCRIPTION	FISCAL YEAR 2018 BUDGET	FISCAL YEAR 2018 ESTIMATED ACTUAL	FISCAL YEAR 2019 BUDGET	FISCAL YEAR 2020 FINANCIAL PLAN
020-5215-419.10-04 REGULAR	220,200	214,600	212,729	219,333
020-5215-419.10-11 OVERTIME	5,000	7,500	10,000	10,000
SALARIES AND WAGES	<u>225,200</u>	<u>222,100</u>	<u>222,729</u>	<u>229,333</u>
020-5215-419.20-10 LONGEVITY	3,900	6,400	5,000	5,051
020-5215-419.20-12 EDUCATION/PERFORMANCE	2,700	1,600	1,200	1,212
020-5215-419.20-21 SOCIAL SECURITY	17,600	17,600	16,273	16,778
020-5215-419.20-22 RETIREMENT	22,700	23,400	21,874	22,559
020-5215-419.20-26 INSURANCE	29,100	30,900	32,184	33,494
EMPLOYEE BENEFITS	<u>76,000</u>	<u>79,900</u>	<u>76,531</u>	<u>79,094</u>
PERSONAL SERVICES	<u>301,200</u>	<u>302,000</u>	<u>299,260</u>	<u>308,427</u>
020-5215-419.30-11 REG. FEES & CERTIFICATI	3,500	1,500	5,000	3,500
020-5215-419.30-85 MEMBERSHIP DUES	1,500	1,500	3,000	1,500
020-5215-419.30-87 PROFESSIONAL SERVICES	56,000	32,600	84,000	50,000
PROF & TECH SERVICES	<u>61,000</u>	<u>35,600</u>	<u>92,000</u>	<u>55,000</u>
020-5215-419.40-20 VEHICLE REPAIR	500	500	500	500
020-5215-419.40-28 MISC CONTRACT SERVICES	1,600	25,000	25,000	25,000
020-5215-419.40-55 MAINTENANCE SERVICES	16,300	16,300	18,000	18,000
PROPERTY SERVICES	<u>18,400</u>	<u>41,800</u>	<u>43,500</u>	<u>43,500</u>
020-5215-419.50-03 TRAVEL & EXPENSES	4,000	3,500	4,000	4,000
020-5215-419.50-22 TELEPHONE	1,200	1,200	1,200	1,200
020-5215-419.50-54 OUTSIDE DATA SERVICES	1,000	1,000	1,000	1,000
OTHER SERVICES	<u>6,200</u>	<u>5,700</u>	<u>6,200</u>	<u>6,200</u>
OTHER SERVICES & CHARGES	<u>85,600</u>	<u>83,100</u>	<u>141,700</u>	<u>104,700</u>
020-5215-419.60-03 OFFICE SUPPLIES	1,500	1,400	1,500	1,500
020-5215-419.60-10 UNIFORMS	2,300	700	500	500
020-5215-419.60-19 TIRES & TUBES	500	500	500	500
020-5215-419.60-20 VEHICLE REPAIR PARTS	500	400	500	500
020-5215-419.60-21 FUEL & LUBRICANTS	1,000	1,000	1,000	1,000
020-5215-419.60-23 MATERIAL & SUPPLIES	1,000	1,000	1,000	1,000
020-5215-419.60-24 OTHER EQUIPMENT	2,500	2,400	2,500	2,500
020-5215-419.60-28 BOOKS, MAGS, & SUBSCRIP	500	500	500	500
MATERIALS & SUPPLIES	<u>9,800</u>	<u>7,900</u>	<u>8,000</u>	<u>8,000</u>
ENGINEERING PLANNING	<u>396,600</u>	<u>393,000</u>	<u>448,960</u>	<u>421,127</u>
ENGINEERING/CONSTRUCTION	<u>2,675,700</u>	<u>2,518,800</u>	<u>3,077,592</u>	<u>3,120,121</u>

STREET/STORMWATER

DIVISIONS - Stormwater

PURPOSE:

The Stormwater Division is responsible for maintenance of all stormwater structures, mowing of right-of-way, sweeping streets and monitoring the City's stormwater system.

FINANCIAL HIGHLIGHTS

	FISCAL YEAR 2017 FINANCIAL PLAN	FISCAL YEAR 2017 ESTIMATED ACTUAL	FISCAL YEAR 2018 FINANCIAL PLAN	FISCAL YEAR 2019 FINANCIAL PLAN
PERSONAL SERVICES:				
SALARIES & WAGES	1,894,000	1,348,800	1,617,385	1,665,741
EMPLOYEE BENEFITS	948,700	709,100	816,350	845,756
TOTAL PERSONAL SERVICES	2,842,700	2,057,900	2,433,735	2,511,497
OTHER SERVICES & CHARGES				
PROF & TECH SERVICES	5,200	18,400	8,000	8,000
PROPERTY SERVICES	180,100	189,100	209,900	215,200
OTHER SERVICES	415,100	410,100	455,000	497,400
TOTAL OTHER SERVICES & CHARGES	600,400	617,600	672,900	720,600
MATERIALS & SUPPLIES	392,400	443,700	434,900	475,300
TOTAL OPERATING EXPENSES	3,835,500	3,119,200	3,541,535	3,707,397

CITY OF BROKEN ARROW
BROKEN ARROW MUNICIPAL AUTHORITY
STREET/STORMWATER DEPARTMENT
Stormwater Division

ACCOUNT NUMBER ACCOUNT DESCRIPTION	FISCAL YEAR	FISCAL YEAR	FISCAL YEAR	FISCAL YEAR
	2018 BUDGET	2018 ESTIMATED ACTUAL	2019 BUDGET	2020 FINANCIAL PLAN
020-5305-438.10-04 REGULAR	1,841,200	1,290,400	1,557,585	1,605,941
020-5305-438.10-05 VARIABLE PAY PROGRAM	12,800	12,800	12,800	12,800
020-5305-438.10-11 OVERTIME	40,000	45,000	47,000	47,000
020-5305-438.10-19 INJURY PAY	0	600	0	0
SALARIES AND WAGES	<u>1,894,000</u>	<u>1,348,800</u>	<u>1,617,385</u>	<u>1,665,741</u>
020-5305-438.20-10 LONGEVITY	30,900	30,100	31,500	31,816
020-5305-438.20-12 EDUCATION/PERFORMANCE	600	600	600	607
020-5305-438.20-21 SOCIAL SECURITY	114,300	98,900	115,638	119,097
020-5305-438.20-22 RETIREMENT	150,800	137,200	159,154	164,004
020-5305-438.20-26 INSURANCE	650,900	441,100	506,664	527,438
020-5305-438.20-41 CELL PHONE ALLOWANCE	1,200	1,200	2,794	2,794
EMPLOYEE BENEFITS	<u>948,700</u>	<u>709,100</u>	<u>816,350</u>	<u>845,756</u>
PERSONAL SERVICES	<u>2,842,700</u>	<u>2,057,900</u>	<u>2,433,735</u>	<u>2,511,497</u>
020-5305-438.30-11 REG FEES & CERTIFICATION	5,200	5,200	8,000	8,000
020-5305-438.30-87 PROFESSIONAL SERVICES	0	13,200	0	0
PROF & TECH SERVICES	<u>5,200</u>	<u>18,400</u>	<u>8,000</u>	<u>8,000</u>
020-5305-438.40-07 BUILDING MAINTENANCE	4,100	4,100	4,100	4,100
020-5305-438.40-20 VEHICLE REPAIR	25,000	25,000	25,000	30,000
020-5305-438.40-28 MISC CONTRACT SERVICES	136,000	140,000	150,000	140,000
020-5305-438.40-29 OTHER EQUIPMENT REPAIR	500	500	10,000	18,000
020-5305-438.40-31 UNIFORM RENTAL/SERVICES	6,800	6,800	7,000	7,000
020-5305-438.40-32 EQUIPMENT RENTAL	0	5,000	6,000	8,000
020-5305-438.40-33 OTHER RENTAL	400	400	500	800
020-5305-438.40-55 MAINTENANCE SERVICES	7,300	7,300	7,300	7,300
PROPERTY SERVICES	<u>180,100</u>	<u>189,100</u>	<u>209,900</u>	<u>215,200</u>
020-5305-438.50-03 TRAVEL & EXPENSE	1,000	1,000	3,000	3,000
020-5305-438.50-22 TELEPHONE	5,000	0	0	0
020-5305-438.50-24 UTILITIES/ONG	3,500	3,500	3,500	3,500
020-5305-438.50-25 UTILITIES (PSO)	6,000	6,000	6,000	6,000
020-5305-438.50-84 PILOT	397,500	397,500	440,400	482,800
020-5305-438.50-85 OVERHEAD FEE	0	0	0	0
020-5305-438.50-86 MISCELLANEOUS	2,100	2,100	2,100	2,100
OTHER SERVICES	<u>415,100</u>	<u>410,100</u>	<u>455,000</u>	<u>497,400</u>
OTHER SERVICES & CHARGES	<u>600,400</u>	<u>617,600</u>	<u>672,900</u>	<u>720,600</u>

**CITY OF BROKEN ARROW
BROKEN ARROW MUNICIPAL AUTHORITY
STREET/STORMWATER DEPARTMENT
Stormwater Division**

ACCOUNT NUMBER	ACCOUNT DESCRIPTION	FISCAL YEAR	FISCAL YEAR	FISCAL YEAR	FISCAL YEAR
		2018	2018	2019	2020
		BUDGET	ESTIMATED	BUDGET	FINANCIAL
			ACTUAL		PLAN
020-5305-438.60-03	OFFICE SUPPLIES	2,000	2,000	2,000	2,500
020-5305-438.60-10	UNIFORMS	10,800	13,800	22,100	14,000
020-5305-438.60-19	TIRES & TUBES	13,000	13,000	13,000	15,000
020-5305-438.60-20	VEHICLE REPAIR PARTS	95,000	95,000	95,000	100,000
020-5305-438.60-21	FUEL & LUBRICANTS	50,000	60,000	63,000	63,000
020-5305-438.60-23	MATERIAL & SUPPLIES	65,000	80,000	80,000	80,000
020-5305-438.60-24	OTHER EQUIPMENT	30,800	33,500	33,500	35,000
020-5305-438.60-27	CONCRETE & AGGREGATE	100,000	120,000	100,000	140,000
020-5305-438.60-28	BOOKS, MAGS, & SUBSCRIPT	300	300	300	300
020-5305-438.60-30	JANITORIAL SUPPLIES	0	100	500	0
020-5305-438.60-50	RADIO MAINTENANCE	500	1,000	500	500
020-5305-438.60-80	ASPHALT & AGGREGATE	25,000	25,000	25,000	25,000
	MATERIALS & SUPPLIES	392,400	443,700	434,900	475,300
STORMWATER		3,835,500	3,119,200	3,541,535	3,707,397

UTILITIES

DIVISIONS:

Water Utilities R & C
Water Treatment Plant
Wastewater Plant

Administration
Meter Reading
Sewer Utilities R & C

PURPOSE:

To administrate the operations, maintenance and construction of the City water and sewer utility infrastructure in such a manner to minimize loss of service, user inconvenience and provide accurate meter readings for use in utility billing to ensure a high quality of life for the City's citizens.

FINANCIAL HIGHLIGHTS

	FISCAL YEAR 2017 FINANCIAL PLAN	FISCAL YEAR 2017 ESTIMATED ACTUAL	FISCAL YEAR 2018 FINANCIAL PLAN	FISCAL YEAR 2019 FINANCIAL PLAN
PERSONAL SERVICES:				
SALARIES & WAGES	3,699,000	3,556,900	3,913,557	4,030,047
EMPLOYEE BENEFITS	1,908,900	1,650,400	1,830,280	1,896,995
TOTAL PERSONAL SERVICES	5,607,900	5,207,300	5,743,837	5,927,042
OTHER SERVICES & CHARGES				
PROF & TECH SERVICES	399,245	316,600	386,845	377,800
PROPERTY SERVICES	3,177,714	1,919,800	3,872,955	3,974,100
OTHER SERVICES	3,753,700	3,683,400	3,788,500	3,949,840
TOTAL OTHER SERVICES & CHARGES	7,330,659	5,919,800	8,048,300	8,301,740
MATERIALS & SUPPLIES	3,017,004	2,977,600	3,127,100	3,210,900
TOTAL OPERATING EXPENSES	15,955,563	14,104,700	16,919,237	17,439,682

**CITY OF BROKEN ARROW
BROKEN ARROW MUNICIPAL AUTHORITY
UTILITIES DEPARTMENT
Water R & C Division**

ACCOUNT NUMBER ACCOUNT DESCRIPTION	FISCAL YEAR	FISCAL YEAR	FISCAL YEAR	FISCAL YEAR
	2018 BUDGET	2018 ESTIMATED ACTUAL	2019 BUDGET	2020 FINANCIAL PLAN
020-5400-434.10-04 REGULAR	1,337,400	1,364,800	1,376,235	1,418,959
020-5400-434.10-05 VARIABLE PAY PROGRAM	0	2,500	2,500	2,500
020-5400-434.10-11 OVERTIME	140,000	140,000	141,200	141,200
SALARIES AND WAGES	<u>1,477,400</u>	<u>1,507,300</u>	<u>1,519,935</u>	<u>1,562,659</u>
020-5400-434.20-10 LONGEVITY	32,800	32,800	31,500	31,816
020-5400-434.20-12 EDUCATION/PERFORMANCE	0	500	1,200	1,212
020-5400-434.20-21 SOCIAL SECURITY	103,600	113,500	103,301	106,363
020-5400-434.20-22 RETIREMENT	137,200	154,000	141,169	145,422
020-5400-434.20-26 INSURANCE	472,000	388,600	367,153	382,194
020-5400-434.20-41 CELL PHONE ALLOWANCE	2,400	2,400	3,725	3,725
EMPLOYEE BENEFITS	<u>748,000</u>	<u>691,800</u>	<u>648,048</u>	<u>670,732</u>
PERSONAL SERVICES	<u>2,225,400</u>	<u>2,199,100</u>	<u>2,167,983</u>	<u>2,233,391</u>
020-5400-434.30-11 REG. FEES & CERTIFICATION	7,551	8,400	9,000	9,000
020-5400-434.30-34 LAB SERVICES	52,000	52,000	53,000	53,000
020-5400-434.30-84 MEDICAL VACCINATION	1,000	1,000	1,000	1,000
020-5400-434.30-85 MEMBERSHIP DUES	12,345	6,500	12,145	4,600
020-5400-434.30-87 PROFESSIONAL SERVICES	0	0	0	0
PROF & TECH SERVICES	<u>72,896</u>	<u>67,900</u>	<u>75,145</u>	<u>67,600</u>
020-5400-434.40-20 VEHICLE REPAIR	18,000	18,000	28,000	28,000
020-5400-434.40-28 MISC CONTRACT SERVICES	13,000	30,000	44,155	50,000
020-5400-434.40-29 OTHER EQUIPMENT REPAIR	6,500	6,500	6,500	6,500
020-5400-434.40-31 UNIFORM RENTAL/SERVICES	6,800	7,400	10,400	10,400
020-5400-434.40-32 EQUIPMENT RENTAL	5,000	1,000	1,000	300
020-5400-434.40-33 OTHER RENTAL	2,000	2,000	2,000	2,000
020-5400-434.40-50 RADIO MAINTENANCE-OUTSIDE	500	500	500	500
020-5400-434.40-55 MAINTENANCE SERVICES	23,900	23,900	30,600	30,600
PROPERTY SERVICES	<u>75,700</u>	<u>89,300</u>	<u>123,155</u>	<u>128,300</u>
020-5400-434.50-03 TRAVEL & EXPENSES	1,100	1,100	2,000	1,000
020-5400-434.50-22 TELEPHONE	1,100	1,100	1,700	1,700
020-5400-434.50-23 OTHER UTILITIES	0	0	100	100
020-5400-434.50-25 UTILITIES (PSO)	20,000	21,000	24,900	24,900
020-5400-434.50-36 PRINTING SERVICES	5,000	1,000	1,000	1,000
020-5400-434.50-54 OUTSIDE DATA SERVICES	2,000	2,000	3,000	0
020-5400-434.50-84 PILOT	1,590,100	1,590,100	1,591,100	1,686,800
020-5400-434.50-85 OVERHEAD FEE	0	0	0	0
OTHER SERVICES	<u>1,619,300</u>	<u>1,616,300</u>	<u>1,623,800</u>	<u>1,715,500</u>
OTHER SERVICES & CHARGES	<u>1,767,896</u>	<u>1,773,500</u>	<u>1,822,100</u>	<u>1,911,400</u>

**CITY OF BROKEN ARROW
BROKEN ARROW MUNICIPAL AUTHORITY
UTILITIES DEPARTMENT
Water R & C Division**

ACCOUNT NUMBER ACCOUNT DESCRIPTION	FISCAL YEAR	FISCAL YEAR	FISCAL YEAR	FISCAL YEAR
	2018	2018	2019	2020
	BUDGET	ESTIMATED	BUDGET	FINANCIAL
		ACTUAL		PLAN
020-5400-434.60-03 OFFICE SUPPLIES	3,000	3,000	4,500	4,500
020-5400-434.60-10 UNIFORMS	10,300	15,000	11,200	11,200
020-5400-434.60-18 BLDG MATERIAL & SUPPLIES	1,000	1,200	1,000	1,000
020-5400-434.60-19 TIRES & TUBES	8,500	9,000	9,500	8,500
020-5400-434.60-20 VEHICLE REPAIR PARTS	38,900	40,000	39,900	38,900
020-5400-434.60-21 FUEL & LUBRICANTS	50,000	60,000	60,000	60,000
020-5400-434.60-23 MATERIAL & SUPPLIES	48,300	48,300	47,000	47,000
020-5400-434.60-24 OTHER EQUIPMENT	22,900	22,900	19,500	8,000
020-5400-434.60-27 CONCRETE & AGGREGATE	50,000	10,000	50,000	50,000
020-5400-434.60-28 BOOKS, MAGS, & SUBSCRIPT.	500	500	500	500
020-5400-434.60-31 OTHER EQUIP PARTS/MAINT	700	3,600	700	700
020-5400-434.60-34 CHEMICAL & LAB SUPPLIES	2,500	3,000	3,500	2,500
020-5400-434.60-37 HYDRANTS, PARTS/SUPPLIES	34,155	40,000	40,000	40,000
020-5400-434.60-38 METER & SER CONNECT PARTS	225,000	230,000	225,000	225,000
020-5400-434.60-40 WATER MAIN REPAIR PARTS	75,000	75,000	75,000	75,000
020-5400-434.60-50 RADIO MAINTENANCE	1,000	1,000	1,000	1,000
020-5400-434.60-80 ASPHALT & AGGREGATE	15,000	21,000	17,000	8,000
MATERIALS & SUPPLIES	<u>586,755</u>	<u>583,500</u>	<u>605,300</u>	<u>581,800</u>
WATER R & C	<u>4,580,051</u>	<u>4,556,100</u>	<u>4,595,383</u>	<u>4,726,591</u>

**CITY OF BROKEN ARROW
BROKEN ARROW MUNICIPAL AUTHORITY
UTILITIES DEPARTMENT
Administration Division**

ACCOUNT NUMBER ACCOUNT DESCRIPTION	FISCAL YEAR 2018 BUDGET	FISCAL YEAR 2018 ESTIMATED ACTUAL	FISCAL YEAR 2019 BUDGET	FISCAL YEAR 2020 FINANCIAL PLAN
020-5401-434.10-04 REGULAR	164,700	171,300	233,264	242,828
020-5401-434.10-05 VARIABLE PAY PROGRAM	5,000	700	0	0
020-5401-434.10-11 OVERTIME	500	1,000	1,000	1,000
SALARIES AND WAGES	<u>170,200</u>	<u>173,000</u>	<u>234,264</u>	<u>243,828</u>
020-5401-434.20-10 LONGEVITY	1,100	1,200	1,700	1,718
020-5401-434.20-12 EDUCATION/PERFORMANCE	0	2,000	600	607
020-5401-434.20-21 SOCIAL SECURITY	12,900	13,100	18,032	18,771
020-5401-434.20-22 RETIREMENT	16,700	17,900	23,736	24,709
020-5401-434.20-26 INSURANCE	30,200	26,800	46,763	48,680
020-5401-434.20-41 CELL PHONE ALLOWANCE	600	600	1,862	1,862
EMPLOYEE BENEFITS	<u>61,500</u>	<u>61,600</u>	<u>92,693</u>	<u>96,347</u>
PERSONAL SERVICES	<u>231,700</u>	<u>234,600</u>	<u>326,957</u>	<u>340,175</u>
020-5401-434.30-11 REG. FEES & CERTIFICATION	1,000	4,000	2,000	2,000
020-5401-434.30-85 MEMBERSHIP DUES	1,000	1,000	1,000	1,000
020-5401-434.30-87 PROFESSIONAL SERVICES	51,000	2,000	2,000	2,000
PROF & TECH SERVICES	<u>53,000</u>	<u>7,000</u>	<u>5,000</u>	<u>5,000</u>
020-5401-434.40-20 VEHICLE REPAIR	500	500	500	500
020-5401-434.40-29 OTHER EQUIPMENT REPAIR	1,000	0	0	0
020-5401-434.40-31 UNIFORM RENTAL/SERVICES	100	100	100	100
020-5401-434.40-55 MAINTENANCE SERVICES	500	800	1,000	1,000
PROPERTY SERVICES	<u>2,100</u>	<u>1,400</u>	<u>1,600</u>	<u>1,600</u>
020-5401-434.50-03 TRAVEL & EXPENSES	2,000	2,000	2,000	2,000
020-5401-434.50-54 OUTSIDE DATA SERVICES	400	0	0	0
OTHER SERVICES	<u>2,400</u>	<u>2,000</u>	<u>2,000</u>	<u>2,000</u>
OTHER SERVICES & CHARGES	<u>57,500</u>	<u>10,400</u>	<u>8,600</u>	<u>8,600</u>
020-5401-434.60-03 OFFICE SUPPLIES	500	500	500	500
020-5401-434.60-10 UNIFORMS	500	500	500	500
020-5401-434.60-19 TIRES & TUBES	300	200	300	300
020-5401-434.60-20 VEHICLE REPAIR PARTS	500	500	500	500
020-5401-434.60-21 FUEL & LUBRICANTS	1,800	1,000	1,000	1,000
020-5401-434.60-23 MATERIAL & SUPPLIES	1,400	1,000	1,000	1,000
020-5401-434.60-24 OTHER EQUIPMENT	2,500	1,000	1,000	1,000
020-5401-434.60-28 BOOKS, MAGS, & SUBSCRIPT.	1,000	500	1,000	1,000
MATERIAL & SUPPLIES	<u>8,500</u>	<u>5,200</u>	<u>5,800</u>	<u>5,800</u>
ADMINISTRATION	<u>297,700</u>	<u>250,200</u>	<u>341,357</u>	<u>354,575</u>

**CITY OF BROKEN ARROW
BROKEN ARROW MUNICIPAL AUTHORITY
UTILITIES DEPARTMENT
Waterplant Division**

ACCOUNT NUMBER ACCOUNT DESCRIPTION	FISCAL YEAR 2018 BUDGET	FISCAL YEAR 2018 ESTIMATED ACTUAL	FISCAL YEAR 2019 BUDGET	FISCAL YEAR 2020 FINANCIAL PLAN
020-5405-434.10-04 REGULAR	568,900	557,100	597,626	616,180
020-5405-434.10-05 VARIABLE PAY	0	0	3,000	3,000
020-5405-434.10-11 OVERTIME	51,000	57,400	58,000	58,000
SALARIES AND WAGES	<u>619,900</u>	<u>614,500</u>	<u>658,626</u>	<u>677,180</u>
020-5405-434.20-10 LONGEVITY	3,100	3,100	3,700	3,737
020-5405-434.20-21 SOCIAL SECURITY	42,400	47,900	44,644	45,956
020-5405-434.20-22 RETIREMENT	57,300	63,700	60,309	62,103
020-5405-434.20-26 INSURANCE	204,000	155,500	180,931	188,339
020-5405-434.20-41 CELL PHONE ALLOWANCE	1,200	1,200	1,862	1,862
EMPLOYEE BENEFITS	<u>308,000</u>	<u>271,400</u>	<u>291,446</u>	<u>301,997</u>
PERSONAL SERVICES	<u>927,900</u>	<u>885,900</u>	<u>950,072</u>	<u>979,177</u>
020-5405-434.30-11 REG. FEES & CERTIFICATION	10,000	10,000	10,000	10,500
020-5405-434.30-34 LAB SERVICES	79,000	50,000	75,000	75,000
020-5405-434.30-75 DEQ FEES	5,000	5,000	9,000	9,000
020-5405-434.30-85 MEMBERSHIP DUES	900	900	900	900
020-5405-434.30-87 PROFESSIONAL SERVICES	75,000	75,000	100,000	100,000
PROF & TECH SERVICES	<u>169,900</u>	<u>140,900</u>	<u>194,900</u>	<u>195,400</u>
020-5405-434.40-07 BUILDING MAINTENANCE	50,000	50,000	70,000	63,000
020-5405-434.40-20 VEHICLE REPAIR	2,500	2,500	3,000	2,600
020-5405-434.40-28 MISC CONTRACT SERVICES	155,711	166,300	487,900	615,000
020-5405-434.40-29 OTHER EQUIPMENT REPAIR	100,000	100,000	110,000	115,500
020-5405-434.40-30 CONTRACT LANDFILL SERVICE	0	0	0	0
020-5405-434.40-31 UNIFORM RENTAL/SERVICES	4,000	4,000	4,300	4,500
020-5405-434.40-32 EQUIPMENT RENTAL	12,000	10,000	12,000	12,600
020-5405-434.40-33 OTHER RENTAL	2,000	2,000	4,500	4,500
020-5405-434.40-50 RADIO MAINTENANCE-OUTSIDE	5,000	5,000	5,000	5,000
020-5405-434.40-55 MAINTENANCE SERVICES	60,000	50,000	25,000	25,000
020-5405-434.40-93 PURCHASED WATER	574,100	550,000	600,000	600,000
PROPERTY SERVICES	<u>965,311</u>	<u>939,800</u>	<u>1,321,700</u>	<u>1,447,700</u>
020-5405-434.50-03 TRAVEL & EXPENSES	6,300	6,300	6,300	6,600
020-5405-434.50-22 TELEPHONE	6,000	5,500	6,000	6,300
020-5405-434.50-25 UTILITIES (PSO)	700,000	650,000	700,000	700,000
020-5405-434.50-94 POWER (GRDA)	10,000	5,000	10,000	10,500
OTHER SERVICES	<u>722,300</u>	<u>666,800</u>	<u>722,300</u>	<u>723,400</u>
OTHER SERVICES & CHARGES	<u>1,857,511</u>	<u>1,747,500</u>	<u>2,238,900</u>	<u>2,366,500</u>

**CITY OF BROKEN ARROW
BROKEN ARROW MUNICIPAL AUTHORITY
UTILITIES DEPARTMENT
Waterplant Division**

ACCOUNT NUMBER	ACCOUNT DESCRIPTION	FISCAL YEAR	FISCAL YEAR	FISCAL YEAR	FISCAL YEAR
		2018	2018	2019	2020
		BUDGET	ESTIMATED	BUDGET	FINANCIAL
			ACTUAL		PLAN
020-5405-434.60-03	OFFICE SUPPLIES	1,500	1,500	5,000	5,000
020-5405-434.60-10	UNIFORMS	4,000	4,000	4,300	4,500
020-5405-434.60-18	BLDG MATERIAL & SUPPLIES	5,000	5,000	12,000	12,600
020-5405-434.60-19	TIRES & TUBES	2,000	2,000	2,000	2,100
020-5405-434.60-20	VEHICLE REPAIR PARTS	5,000	5,000	6,000	6,300
020-5405-434.60-21	FUEL & LUBRICANTS	22,943	23,000	25,000	25,000
020-5405-434.60-23	MATERIAL & SUPPLIES	50,000	50,000	50,000	50,000
020-5405-434.60-24	OTHER EQUIPMENT	50,000	25,000	50,000	50,000
020-5405-434.60-27	CONCRETE & AGGREGATE	1,000	1,000	5,000	5,000
020-5405-434.60-30	JANITORIAL SUPPLIES	2,500	200	2,500	2,500
020-5405-434.60-31	OTHER EQUIP PARTS/MAINT	1,000	1,000	1,000	1,000
020-5405-434.60-34	CHEMICAL & LAB SUPPLIES	1,175,000	1,200,000	1,200,000	1,260,000
020-5405-434.60-45	REPAIRS & REPLACEMENTS	145,000	150,000	200,000	200,000
020-5405-434.60-50	RADIO MAINTENANCE	10,000	10,000	10,000	10,500
	MATERIALS & SUPPLIES	<u>1,474,943</u>	<u>1,477,700</u>	<u>1,572,800</u>	<u>1,634,500</u>
	WATERPLANT	<u>4,260,354</u>	<u>4,111,100</u>	<u>4,761,772</u>	<u>4,980,177</u>

**CITY OF BROKEN ARROW
BROKEN ARROW MUNICIPAL AUTHORITY
UTILITIES DEPARTMENT
Meter Readers**

ACCOUNT NUMBER ACCOUNT DESCRIPTION	FISCAL YEAR	FISCAL YEAR	FISCAL YEAR	FISCAL YEAR
	2018 BUDGET	2018 ESTIMATED ACTUAL	2019 BUDGET	2020 FINANCIAL PLAN
020-5406-434.10-04 REGULAR	354,800	364,400	370,847	382,361
020-5406-434.10-05 VARIABLE PAY PROGRAM	1,500	2,300	1,300	1,300
020-5406-434.10-11 OVERTIME	90,000	65,000	73,000	73,000
020-5406-434.10-19 INJURY PAY	0	100	0	0
SALARIES AND WAGES	<u>446,300</u>	<u>431,800</u>	<u>445,147</u>	<u>456,661</u>
020-5406-434.20-10 LONGEVITY	8,600	8,600	9,600	9,697
020-5406-434.20-21 SOCIAL SECURITY	27,700	31,200	27,239	28,010
020-5406-434.20-22 RETIREMENT	36,500	42,700	38,202	39,318
020-5406-434.20-26 INSURANCE	131,800	127,800	127,003	132,207
020-5406-434.20-41 CELL PHONE ALLOWANCE	<u>1,200</u>	<u>1,200</u>	<u>1,862</u>	<u>1,862</u>
EMPLOYEE BENEFITS	<u>205,800</u>	<u>211,500</u>	<u>203,906</u>	<u>211,094</u>
PERSONAL SERVICES	<u>652,100</u>	<u>643,300</u>	<u>649,053</u>	<u>667,755</u>
020-5406-434.30-11 REG. FEES & CERTIFICATION	1,600	1,600	1,600	1,600
020-5406-434.30-84 MEDICAL VACCINATION	<u>500</u>	<u>500</u>	<u>500</u>	<u>500</u>
PROF & TECH SERVICES	<u>2,100</u>	<u>2,100</u>	<u>2,100</u>	<u>2,100</u>
020-5406-434.40-20 VEHICLE REPAIR	2,500	2,500	2,500	2,500
020-5406-434.40-28 MISC CONTRACT SERVICES	0	1,100	1,000	1,000
020-5406-434.40-31 UNIFORM RENTAL/SERVICES	2,500	2,500	2,900	2,000
020-5406-434.40-33 OTHER RENTAL	1,700	2,000	1,700	1,700
020-5406-434.40-51 OUTSIDE METER REPAIR	800	800	800	800
020-5406-434.40-55 MAINTENANCE SERVICES	<u>11,700</u>	<u>12,500</u>	<u>11,700</u>	<u>9,200</u>
PROPERTY SERVICES	<u>19,200</u>	<u>21,400</u>	<u>20,600</u>	<u>17,200</u>
020-5406-434.50-03 TRAVEL & EXPENSES	100	100	100	100
020-5406-434.50-36 PRINTING SERVICES	1,100	1,100	1,100	1,100
020-5406-434.50-54 OUTSIDE DATA SERVICES	<u>1,000</u>	<u>1,000</u>	<u>1,000</u>	<u>1,000</u>
OTHER SERVICES	<u>2,200</u>	<u>2,200</u>	<u>2,200</u>	<u>2,200</u>
OTHER SERVICES & CHARGES	<u>23,500</u>	<u>25,700</u>	<u>24,900</u>	<u>21,500</u>
020-5406-434.60-03 OFFICE SUPPLIES	1,000	1,000	1,000	1,000
020-5406-434.60-10 UNIFORMS	5,000	5,000	5,000	5,000
020-5406-434.60-19 TIRES & TUBES	2,500	2,500	2,500	2,500
020-5406-434.60-20 VEHICLE REPAIR PARTS	4,500	4,500	5,000	5,000
020-5406-434.60-21 FUEL & LUBRICANTS	15,000	15,000	20,000	20,000
020-5406-434.60-23 MATERIAL & SUPPLIES	11,000	13,600	12,000	11,000
020-5406-434.60-24 OTHER EQUIPMENT	1,200	1,200	1,200	1,000
020-5406-434.60-28 BOOKS, MAGS, & SUBSCRIPT	300	300	500	500
020-5406-434.60-38 METER & SER CONNECT PARTS	300,000	320,000	300,000	300,000
020-5406-434.60-50 RADIO MAINTENANCE	<u>300</u>	<u>300</u>	<u>300</u>	<u>300</u>
MATERIAL & SUPPLIES	<u>340,800</u>	<u>363,400</u>	<u>347,500</u>	<u>346,300</u>
METER READING	<u>1,016,400</u>	<u>1,032,400</u>	<u>1,021,453</u>	<u>1,035,555</u>

**CITY OF BROKEN ARROW
BROKEN ARROW MUNICIPAL AUTHORITY
UTILITIES DEPARTMENT
Wastewater Treatment Division**

ACCOUNT NUMBER ACCOUNT DESCRIPTION	FISCAL YEAR	FISCAL YEAR	FISCAL YEAR	FISCAL YEAR
	2018 BUDGET	2018 ESTIMATED ACTUAL	2019 BUDGET	2020 FINANCIAL PLAN
020-5410-435.10-04 REGULAR	404,800	312,600	406,535	423,203
020-5410-435.10-05 VARIABLE PAY PROGRAM	0	1,000	0	0
020-5410-435.10-11 OVERTIME	30,000	38,400	30,000	30,000
020-5410-435.10-19 INJURY PAY	0	100	0	0
SALARIES AND WAGES	<u>434,800</u>	<u>352,100</u>	<u>436,535</u>	<u>453,203</u>
020-5410-435.20-10 LONGEVITY	7,800	6,500	6,500	6,566
020-5410-435.20-21 SOCIAL SECURITY	31,200	26,500	29,824	31,047
020-5410-435.20-22 RETIREMENT	41,300	35,700	41,377	43,073
020-5410-435.20-26 INSURANCE	135,800	98,100	181,631	189,078
020-5410-435.20-41 CELL PHONE ALLOWANCE	600	500	931	931
EMPLOYEE BENEFITS	<u>216,700</u>	<u>167,300</u>	<u>260,263</u>	<u>270,695</u>
PERSONAL SERVICES	<u>651,500</u>	<u>519,400</u>	<u>696,798</u>	<u>723,898</u>
020-5410-435.30-11 REG. FEES & CERTIFICATION	5,049	5,300	3,500	3,500
020-5410-435.30-34 LAB SERVICES	45,000	44,900	45,000	45,000
020-5410-435.30-35 PRETREATMENT/OPERATIONS	1,000	0	1,000	1,000
020-5410-435.30-75 DEQ FEES	18,500	19,000	20,000	20,000
020-5410-435.30-84 MEDICAL VACCINATION	1,000	0	1,000	1,000
020-5410-435.30-85 MEMBERSHIP DUES	500	300	700	700
020-5410-435.30-87 PROFESSIONAL SERVICES	15,000	13,900	14,000	14,000
PROF & TECH SERVICES	<u>86,049</u>	<u>83,400</u>	<u>85,200</u>	<u>85,200</u>
020-5410-435.40-07 BUILDING MAINTENANCE	15,000	13,000	15,000	15,000
020-5410-435.40-20 VEHICLE REPAIR	3,000	5,000	5,000	5,000
020-5410-435.40-28 MISC CONTRACT SERVICES	8,500	9,400	9,500	9,500
020-5410-435.40-29 OTHER EQUIPMENT REPAIR	10,000	0	10,000	10,000
020-5410-435.40-30 CONTRACT LANDFILL SERVICE	175,000	189,300	220,000	220,000
020-5410-435.40-31 UNIFORM RENTAL/SERVICES	2,500	1,200	2,500	2,500
020-5410-435.40-32 EQUIPMENT RENTAL	10,000	3,600	7,500	7,500
020-5410-435.40-33 OTHER RENTAL	6,000	4,800	6,000	6,000
020-5410-435.40-45 RMUA CONTRACT SERVICES	1,700,000	500,000	1,865,800	1,834,700
020-5410-435.40-50 RADIO MAINTENANCE-OUTSIDE	3,000	1,000	4,000	4,000
020-5410-435.40-55 MAINTENANCE SERVICES	17,000	3,500	17,000	17,000
PROPERTY SERVICES	<u>1,950,000</u>	<u>730,800</u>	<u>2,162,300</u>	<u>2,131,200</u>

**CITY OF BROKEN ARROW
BROKEN ARROW MUNICIPAL AUTHORITY
UTILITIES DEPARTMENT
Wastewater Treatment Division**

ACCOUNT NUMBER ACCOUNT DESCRIPTION	FISCAL YEAR	FISCAL YEAR	FISCAL YEAR	FISCAL YEAR
	2018 BUDGET	2018 ESTIMATED ACTUAL	2019 BUDGET	2020 FINANCIAL PLAN
020-5410-435.50-03 TRAVEL & EXPENSES	8,500	3,900	7,500	7,500
020-5410-435.50-22 TELEPHONE	3,400	2,800	3,400	3,400
020-5410-435.50-23 OTHER UTILITIES	2,500	2,100	2,500	2,500
020-5410-435.50-25 UTILITIES (PSO)	250,000	242,200	250,000	250,000
020-5410-435.50-36 PRINTING SERVICES	2,500	0	1,000	1,000
020-5410-435.50-86 MISCELLANEOUS	1,000	100	1,000	1,000
OTHER SERVICES	<u>267,900</u>	<u>251,100</u>	<u>265,400</u>	<u>265,400</u>
OTHER SERVICES & CHARGES	<u>2,303,949</u>	<u>1,065,300</u>	<u>2,512,900</u>	<u>2,481,800</u>
020-5410-435.60-03 OFFICE SUPPLIES	3,000	1,300	2,000	2,000
020-5410-435.60-10 UNIFORMS	3,000	2,000	3,000	3,000
020-5410-435.60-18 BLDG MATERIAL & SUPPLIES	10,000	4,800	4,500	4,500
020-5410-435.60-19 TIRES & TUBES	10,000	9,400	10,000	10,000
020-5410-435.60-20 VEHICLE REPAIR PARTS	10,000	16,000	10,000	10,000
020-5410-435.60-21 FUEL & LUBRICANTS	20,000	16,700	20,000	20,000
020-5410-435.60-23 MATERIAL & SUPPLIES	20,000	9,100	15,000	15,000
020-5410-435.60-24 OTHER EQUIPMENT	25,000	27,800	25,000	25,000
020-5410-435.60-27 CONCRETE & AGGREGATE	2,500	0	2,500	2,500
020-5410-435.60-30 JANITORIAL SUPPLIES	800	600	800	800
020-5410-435.60-31 OTHER EQUIP PARTS/MAINT	8,000	4,800	8,000	8,000
020-5410-435.60-34 CHEMICAL & LAB SUPPLIES	210,000	165,300	180,000	180,000
020-5410-435.60-41 SUPPLIES/ PUMP & LIFT STA	0	0	0	0
020-5410-435.60-45 REPAIRS & REPLACEMENTS	90,000	50,300	50,000	50,000
020-5410-435.60-50 RADIO MAINTENANCE	4,800	0	1,000	1,000
MATERIAL & SUPPLIES	<u>417,100</u>	<u>308,100</u>	<u>331,800</u>	<u>331,800</u>
WASTEWATER TREATMENT	<u>3,372,549</u>	<u>1,892,800</u>	<u>3,541,498</u>	<u>3,537,498</u>

**CITY OF BROKEN ARROW
BROKEN ARROW MUNICIPAL AUTHORITY
UTILITIES DEPARTMENT
Sewer R & C Division**

ACCOUNT NUMBER ACCOUNT DESCRIPTION	FISCAL YEAR 2018 BUDGET	FISCAL YEAR 2018 ESTIMATED ACTUAL	FISCAL YEAR 2019 BUDGET	FISCAL YEAR 2020 FINANCIAL PLAN
020-5415-435.10-04 REGULAR	502,400	430,000	562,650	580,116
020-5415-435.10-05 VARIABLE PAY PROGRAM	3,000	3,000	1,400	1,400
020-5415-435.10-11 OVERTIME	45,000	45,000	55,000	55,000
020-5415-435.10-19 INJURY PAY	0	200	0	0
SALARIES AND WAGES	550,400	478,200	619,050	636,516
020-5415-435.20-10 LONGEVITY	9,900	9,900	12,700	12,827
020-5415-435.20-21 SOCIAL SECURITY	39,000	35,300	41,397	42,633
020-5415-435.20-22 RETIREMENT	51,300	48,800	57,590	59,351
020-5415-435.20-26 INSURANCE	268,100	152,200	221,306	230,388
020-5415-435.20-41 CELL PHONE ALLOWANCE	600	600	931	931
EMPLOYEE BENEFITS	368,900	246,800	333,924	346,130
PERSONAL SERVICES	919,300	725,000	952,974	982,646
020-5415-435.30-11 REG. FEES & CERTIFICATION	3,800	3,800	4,500	3,800
020-5415-435.30-34 LAB SERVICES	1,000	1,000	1,000	200
020-5415-435.30-84 MEDICAL VACCINATION	500	500	1,000	500
020-5415-435.30-87 PROFESSIONAL SERVICES	10,000	10,000	18,000	18,000
PROF & TECH SERVICES	15,300	15,300	24,500	22,500
020-5415-435.40-07 BUILDING MAINTENANCE	500	2,500	1,000	500
020-5415-435.40-20 VEHICLE REPAIR	5,600	5,600	5,600	5,600
020-5415-435.40-28 MISC CONTRACT SERVICES	128,703	95,500	188,000	205,000
020-5415-435.40-29 OTHER EQUIPMENT REPAIR	12,000	12,000	12,000	6,000
020-5415-435.40-31 UNIFORM RENTAL/SERVICES	2,000	2,500	3,900	1,700
020-5415-435.40-32 EQUIPMENT RENTAL	1,000	1,000	1,000	1,000
020-5415-435.40-55 MAINTENANCE SERVICES	15,600	18,000	32,100	28,300
PROPERTY SERVICES	165,403	137,100	243,600	248,100
020-5415-435.50-03 TRAVEL & EXPENSES	1,000	1,000	1,000	1,000
020-5415-435.50-22 TELEPHONE	4,700	4,700	10,200	4,240
020-5415-435.50-23 OTHER UTILITIES	200	600	1,700	1,700
020-5415-435.50-24 UTILITIES (ONG)	8,000	8,000	8,000	8,000
020-5415-435.50-25 UTILITIES (PSO)	150,000	155,000	160,000	160,000
020-5415-435.50-84 PILOT	975,700	975,700	991,900	1,066,400
020-5415-435.50-85 OVERHEAD FEE	0	0	0	0
OTHER SERVICES	1,139,600	1,145,000	1,172,800	1,241,340
OTHER SERVICES & CHARGES	1,320,303	1,297,400	1,440,900	1,511,940

**CITY OF BROKEN ARROW
BROKEN ARROW MUNICIPAL AUTHORITY
UTILITIES DEPARTMENT
Sewer R & C Division**

ACCOUNT NUMBER ACCOUNT DESCRIPTION	FISCAL YEAR	FISCAL YEAR	FISCAL YEAR	FISCAL YEAR
	2018 BUDGET	2018 ESTIMATED ACTUAL	2019 BUDGET	2020 FINANCIAL PLAN
020-5415-435.60-03 OFFICE SUPPLIES	500	500	1,000	3,600
020-5415-435.60-10 UNIFORMS	3,100	4,000	6,000	3,600
020-5415-435.60-19 TIRES & TUBES	1,000	3,500	2,000	2,000
020-5415-435.60-20 VEHICLE REPAIR PARTS	8,000	30,500	11,100	11,100
020-5415-435.60-21 FUEL & LUBRICANTS	13,000	14,000	17,000	17,000
020-5415-435.60-23 MATERIAL & SUPPLIES	13,000	15,500	13,000	8,000
020-5415-435.60-24 OTHER EQUIPMENT	6,500	6,500	3,400	16,000
020-5415-435.60-27 CONCRETE & AGGREGATE	10,300	20,000	50,000	50,000
020-5415-435.60-31 OTHER EQUIP PARTS/MAINT	1,000	1,000	1,000	1,000
020-5415-435.60-34 CHEMICAL & LAB SUPPLIES	1,100	2,000	2,000	1,000
020-5415-435.60-40 WTR/SEWER MAIN REPAIR P	20,000	20,000	20,000	60,000
020-5415-435.60-41 SUPPLIES/ PUMP & LIFT S	109,406	120,000	135,000	135,000
020-5415-435.60-50 RADIO MAINTENANCE	0	200	400	400
020-5415-435.60-80 ASPHALT & AGGREGATE	2,000	2,000	2,000	2,000
MATERIAL & SUPPLIES	<u>188,906</u>	<u>239,700</u>	<u>263,900</u>	<u>310,700</u>
SEWER R & C	<u>2,428,509</u>	<u>2,262,100</u>	<u>2,657,774</u>	<u>2,805,286</u>
UTILITIES	<u>15,955,563</u>	<u>14,104,700</u>	<u>16,919,237</u>	<u>17,439,682</u>

**BROKEN ARROW MUNICIPAL AUTHORITY
DEPARTMENTAL CAPITAL OUTLAY
FISCAL YEARS 2019 & 2020**

	PROJECT NUMBER	FISCAL YEAR	
		2019	2020
2018 PROJECT CARRYOVERS:			
GENERAL SERVICES			
SANITATION (5125):			
RECYCLING PILOT PROJECT	165114	250,000	0
STREETS & STORMWATER:			
STORMWATER(5305):			
1905 W. UTICA PL. 370' 36" HP	SW1803	28,000	0
POPLAR AND OAKRIDGE BRIDGE	SW1801	85,000	0
			0
UTILITIES:			
WATER R & C (5400)			
DEVELOP FLUSHING PROGRAM	185401	90,000	0
			0
WATER PLANT (5405):			
FRP CAUSTIC TANK REPLACE	185436	104,289	0
WASTEWATER TREATMENT (5410)			
RMUA	185417	385,000	0
TOTAL 2018 PROJECT CARRYOVERS		942,289	0

**BROKEN ARROW MUNICIPAL AUTHORITY
DEPARTMENTAL CAPITAL OUTLAY
FISCAL YEARS 2019 & 2020**

	PROJECT NUMBER	FISCAL YEAR	
		2019	2020
2019 PROJECTS:			
FINANCE (0503):			
REVENUE			
OFFICE FOR UTILITIES SERVICES MANAGER AND CARPET		17,000	0
		17,000	0
GENERAL SERVICES			
OPERATIONS (5100):			
REPLACE CAMERA SYSTEM AT STARK		16,000	0
UPDATE CAMERA STSTEM AT OOB		6,500	0
MAINT CENTER AND MET LOT REPAIRS		10,000	0
BUILDING MAINTENANCE (5115):			
REPLACEMENT WORK TRUCK W/ LIFTGATE		50,000	0
FLEET (5120):			
SHOP ROOF ELASTERMERIC COATING		25,000	0
CAR HAULER TRAILER		16,000	0
GARAGE DOORS ON NORTH END OF SHOP		16,000	0
GARAGE DOOR TO TIRE BARN		8,000	0
VEHICLE LIFT IN TIRE BARN		16,000	0
SANITATION (5125):			
MOBILE RADIO AND BASE RADIO-DISPATCH		8,000	0
REPLACE 2 SANITATION TRUCKS		325,000	0
ADD 4 REFUSE TRUCK ROUTE TABLETS		13,600	0
		510,100	0

**BROKEN ARROW MUNICIPAL AUTHORITY
DEPARTMENTAL CAPITAL OUTLAY
FISCAL YEARS 2019 & 2020**

	PROJECT NUMBER	FISCAL YEAR	
		2019	2020
2018 PROJECTS (CONTINUED):			
CONSTRUCTION/ENGINEERING:			
CONSTRUCTION (5200):			
MISC INSPECTION EQUIPMENT		5,000	0
OFFICE EQUIPMENT		3,000	0
ENGINEERING (5205):			
VEHICLE		25,000	0
SURVEY EQUIPMENT AND REPAIRS		10,000	0
OFFICE SETUP FOR SPECIAL PROJECTS MANAGER		8,000	0
OFFICE SETUP FOR PROPOSED NEW ENGINEER		8,000	0
STORMWATER (5210):			
VEHICLE		25,000	0
OFFICE SETUP FOR PROPOSED STORMWATER ENGINEER		8,000	0
		92,000	0
STREETS & STORMWATER:			
STORMWATER (5305):			
TRUCK W/ UTILITY BED		95,000	0
SKID STEER LOADER		90,000	0
ZTM 5' DECK (DIESEL)		20,000	0
RUBBER TRAKS FOR MINI EXCAVATOR		7,000	0
3/4 TON 4WD PICKUP		38,000	0
15' BATWING BRUSH HOG		22,000	0
1/2 TON CREW CAB 4WD PICKUP		35,000	0
TRUCK RADIOS (3)		18,600	0
HAND HELD RADIOS (4)		21,600	0
WATER DRAIN 4524 W. TACOMA ST.		25,000	0
VARIOUS BRIDGES & DRAINAGE		100,000	0
		472,200	0

**BROKEN ARROW MUNICIPAL AUTHORITY
DEPARTMENTAL CAPITAL OUTLAY
FISCAL YEARS 2019 & 2020**

	PROJECT NUMBER	FISCAL YEAR	
		2019	2020
UTILITIES:			
WATER R & C (5400):			
EXCAVATOR		60,000	0
WATER LINE JASPER, OLIVE TO GARDENIA		200,000	0
ANGUS ACRES WATER MAINS		45,000	0
ROAD BORE MACHINE		96,000	0
TRAILER		7,000	0
DUMP TRUCK		130,000	0
UTILITY CONCRETE REPAIRS		100,000	0
ADMINISTRATION (5401):			
SUV FOR DIRECTOR		29,000	0
WATERPLANT (5405):			
HACH WIMS SOFTWARE		100,000	0
REPLACE CHLORINE TANK		120,000	0
HVAC IN CHLORINE ROOM		75,000	0
HVAC IN RAW WATER PUMP STATION		75,000	0
SKIDD STEER		80,000	0
TRAILER		10,000	0
WASTEWATER TREATMENT (5410)			
TRACTOR/LOADER		90,000	0
ROTARY 6FT CUTTER		10,000	0
RMUA ANNUAL O & M		200,000	0
SEWER R & C (5415):			
TWO LAPTOP COMPUTERS		11,000	0
4WD TRUCK		70,000	0
THREE RADIOS		15,000	0
ODOR CONTROL ALONG COUNTY LINE SEWER TRUNK		235,000	0
REHAB EQUIPMENT AT EXPRESSWAY STATION		100,000	0
		1,858,000	0
TOTAL 2019 PROJECT			
		2,949,300	0

**BROKEN ARROW MUNICIPAL AUTHORITY
DEPARTMENTAL CAPITAL OUTLAY
FISCAL YEARS 2019 & 2020**

	PROJECT NUMBER	FISCAL YEAR	
		2019	2020
LOAN PROJECTS:			
UTILITIES			
WATER R & C (5400)			
2015 OWRB FAP LOAN			
2-3 MG ELEVATED WATER TANK - ROW & EASEMENTS	165424	375,800	0
2-3 MG ELEVATED WATER TANK - ENGINEERING	165424	332,900	0
KENWOOD HILLS BOOSTER PUMP - CONSTRUCTION	WL1601	59,200	0
KENWOOD HILLS BOOSTER PUMP - ENGINEERING	WL1601	564,200	0
WATERLINE/TUCSON 15TH-23RD - CONSTRUCTION	WL1603	53,100	0
24" WATERLINE FROM 5MG TANK - ROW & EASEMENTS	WL1609	800,000	0
24" WATERLINE FROM 5MG TANK - ENGINEERING	WL1609	67,600	0
WATERLINE OLIVE/TUCSON-NEW - ROW & EASEMENTS	WL1610	151,600	0
WATERLINE OLIVE/TUCSON-NEW - ENGINEERING	WL1610	689,900	0
2017 OWRB FAP LOAN			
TIGER HILL STORAGE MIXER - CONSTRUCTION	175432	159,600	0
TIGER HILL STORAGE MIXER - ENGINEERING/DESIGN	175432	4,200	0
24" WATERLINE FROM 5MG TO DISTRIBUTION SYSTEM - CONST	WL1803	2,000,000	0
TIGER HILL STORAGE TANK RESTORATION - CONSTRUCTION	185432	830,000	0
TIGER HILL STORAGE TANK RESTORATION - ENGINEERING	185432	18,400	0
WATER TREATMENT PLANT PLATE SETTLERS EXPANSION	175436	198,900	0
WTP - MAINTENANCE BUILDING - CONSTRUCTION	185433	325,000	0
WTP - MAINTENANCE BUILDING - ENGINEERING	185433	40,000	0
WTP - COPPER SULFATE FEED SYSTEM - CONSTRUCTION	175437	200,000	0
WTP - COPPER SULFATE FEED SYSTEM - ENGINEERING	175437	17,000	0
WATER DIST SYSTEM - OLD TOWN WATERLINES - CONSTRUCTION	WL1804	93,800	0
METER READING (5406)			
AUTOMATIC METER READING EQUIPMENT PHASE 2	185434	2,045,500	0
TOTAL WATER PROJECTS FINANCED BY LOANS		9,026,700	0

**BROKEN ARROW MUNICIPAL AUTHORITY
DEPARTMENTAL CAPITAL OUTLAY
FISCAL YEARS 2019 & 2020**

	PROJECT NUMBER	FISCAL YEAR	
		2019	2020
LOAN PROJECTS (CONTINUED):			
WASTEWATER TREATMENT PLANT (5410)			
2015 OWRB FAP LOAN			
CITYWIDE SCADA - CONSTRUCTION	155425	250,000	0
CITYWIDE SCADA - ENGINEERING	155425	1,467,400	0
SECONDARY CLARIFIER REHAB - ENGINEERING	165422	26,400	0
LLWWTP SLUDGE DIGESTER REFURB - CONSTRUCTION	165428	127,500	0
ASPEN CREEK RELIEF SEWER - ROW & EASEMENTS	S.1307	68,700	0
BAR SCREEN @ FIVE LIFT STATIONS - CONSTRUCTION	S.1504	150,000	0
BAR SCREEN @ FIVE LIFT STATIONS -ENGINEERING	S.1504	1,410,700	0
OAK CREST ADD COLL LINES - ENGINEERING	S.1603	99,100	0
EAST HASKELL ADD COLL LINES - ENGINEERING*	S.1604	18,200	0
HAIKEY CREEK TRUNK LINE - ENGINEERING	S.1605	43,500	0
ELM CREEK TRUNK LINE - CONSTRUCTION	S.1606	301,700	0
ONETA RD LIFT STATION - ENGINEERING	S.1607	20,700	0
2016 OWRB CW LOAN			
HC FEB EXPANSION	HC1801	5,300,000	0
HC- ACTIVATED SLUDE AERATION - DESIGN	HC1702	622,900	0
2017 OWRB FAP LOAN			
209TH ST LIFT STATION - CONSTRUCTION	S.1608	470,800	0
209TH ST LIFT STATION - ENGINEERING	S.1608	10,500	0
C.L. TRUNK SEWER 91ST, LLTP - ROW & EASEMENTS	S.1609	574,400	0
C.L. TRUNK SEWER 91ST, LLTP - CONSTRUCTION	S.1609	1,044,400	0
LLWWTP - HEADWORKS - SCREENING & GRIT REMOVAL - CONST	S.1802	11,200,000	0
LLWWTP - DIGESTER REHABILITATION - CONSTRUCTION	165428	1,070,000	0
LLWWTP - HEADWORKS - ODOR CONTROL - ENGINEERING	S.1804	75,000	0
2017B OWRB FAP LOAN			
HAIKEY CREEK MAINTENANCE BUILDING - CONSTRUCTION	HC1701	360,000	0
HAIKEY CREEK MAINTENANCE BUILDING - DESIGN	HC1701	19,600	0
HAIKEY CREEK LIFT STATION - PHASE 3 FORCE MAIN - CONST	HC1802	6,500,000	0
GRIT REMOVAL FACILITY REHAB - DESIGN	HC1803	150,000	0
TOTAL SEWER PROJECTS FINANCED BY LOANS		31,381,500	0
TOTAL LOAN PROJECTS		40,408,200	0

**BROKEN ARROW MUNICIPAL AUTHORITY
DEPARTMENTAL CAPITAL OUTLAY
FISCAL YEARS 2019 & 2020**

	PROJECT NUMBER	FISCAL YEAR	
		2019	2020
2020 PROJECTS:			
GENERAL SERVICES:			
OPERATIONS (5100):			
ADD CAMER SYSTEM AT FLEET		0	18,000
MAINTENANCE CENTER LOT REPAIRS		0	10,000
IMPROVEMENT WATER RUNOFF	165105	0	75,000
SANITATION (5125):			
REPLACE 2 SANITATION TRUCKS		0	330,000
PICKUP DISPATCH/CUSTOMER SERVICE		0	28,000
		0	461,000
CONSTRUCTION AND ENGINEERING:			
CONSTRUCTION (5200):			
TRUCK		0	24,000
LAPTOPS FOR TRUCKS		0	18,000
ENGINEERING (5205):			
VEHICLE		0	25,000
		0	67,000
STREETS & STORMWATER:			
ASSET MANAGEMENT & WORK ORDER SOFTWARE		0	3,000
ASSET MANAGEMENT & WORK ORDER SOFTWARE (1/2 IN GF)		0	40,000
DATABASE DEVELOPMENT (1/2 IN GF)		0	100,000
TABLETS & SOFTWARE (1/2 IN GF)		0	20,000
JERSEY BARRIERS 9TH AND EAST KANSAS		0	35,000
DUMP TRUCK		0	130,000
		0	328,000

**BROKEN ARROW MUNICIPAL AUTHORITY
DEPARTMENTAL CAPITAL OUTLAY
FISCAL YEARS 2019 & 2020**

	PROJECT NUMBER	FISCAL YEAR	
		2019	2020
2020 PROJECTS (CONTINUED):			
UTILITIES:			
WATER R & C (5400)			
WATER LINE SIDNEY AVE/23RD WATER TIE IN		0	35,000
WATER MAIN 234TH & 236TH ST		0	62,000
URBANA & TOLEDO WATER MAINS		0	100,000
WATERPLANT (5405):			
POWER WASHER		0	20,000
SURGE TANK REPAIRS		0	70,000
INSPECTION OF SWITCHGEAR		0	70,000
RMUA ANNUAL O & M		0	190,000
WASTEWATER TREATMENT (5410)			
ASPHALT SEALING OF FLOW EQUALIZER BASIN		0	100,000
WWTP ELEC BLDG REPLACE CONDENSER COILS-HVAC		0	18,000
INSPECTION OF SWITCHGEAR		0	40,000
SEWER R & C (5415):			
INSPECTION OF SWITCHGEAR		0	20,000
JET TRUCK		0	180,000
		0	905,000
<hr/>			
TOTAL 2020 PROJECTS		0	1,761,000
<hr/>			
TOTAL 2018 CARRYOVER		942,289	0
TOTAL 2019 PROJECTS		2,949,300	0
TOTAL LOAN PROJECTS		40,408,200	0
TOTAL 2020 PROJECTS		0	1,761,000
ALL PROJECTS		44,299,789	1,761,000

CITY OF BROKEN ARROW
FISCAL YEAR 2019 BUDGET & FISCAL YEAR 2020 FINANCIAL PLAN
EXCESS CAPACITY SEWER ESCROW
FUND 25

Description:

A Special Revenue Fund which accounts for monies received from the development and construction industries.
These funds are used to construct excess capacity sewer lines.

DESCRIPTION	ACTUAL F/Y 2017	BUDGET F/Y 2018	ESTIMATED ACTUAL F/Y 2018	BUDGET F/Y 2019	FINANCIAL PLAN F/Y 2020
REVENUES :					
Charges for Services					
Excess Capacity Fees	152,019	200,000	145,293	150,000	150,000
Interest	411	400	500	500	500
TOTAL REVENUES	152,430	200,400	145,793	150,500	150,500
BEGINNING FUND BALANCE -					
Reserved for Capital Projects	593,504	745,934	745,934	891,727	792,227
TOTAL SOURCES	745,934	946,334	891,727	1,042,227	942,727
EXPENDITURES -					
Capital Projects	0	650,000	0	250,000	250,000
TOTAL EXPENDITURES	0	650,000	0	250,000	250,000
ENDING FUND BALANCE -					
Reserved for Capital Projects	745,934	296,334	891,727	792,227	692,727
ENDING FUND BALANCE	745,934	296,334	891,727	792,227	692,727

CITY OF BROKEN ARROW
FISCAL YEAR 2019 BUDGET & FISCAL YEAR 2020 FINANCIAL PLAN
CAPITAL OUTLAY
EXCESS CAPACITY SEWER ESCROW
FUND 25

	PROJECT NUMBER	FISCAL YEAR	
		2019	2020
2019 & 2020 PROJECTS			
PROJECTS TO BE DETERMINED		250,000	250,000
TOTAL CAPITAL OUTLAY		250,000	250,000

CITY OF BROKEN ARROW
FISCAL YEAR 2019 BUDGET & FISCAL YEAR 2020 FINANCIAL PLAN
STORMWATER CAPITAL
FUND 26

Description:

A Special Revenue Fund to account for funds received in lieu of building a detention facility. These funds will be used for future or ongoing stormwater improvements and regional detention projects.

DESCRIPTION	ACTUAL F/Y 2017	BUDGET F/Y 2018	ESTIMATED ACTUAL F/Y 2018	BUDGET F/Y 2019	FINANCIAL PLAN F/Y 2020
REVENUES :					
Charges for Services					
Development Fees	373,893	300,000	322,609	300,000	300,000
Interest	479	500	600	600	600
TOTAL REVENUES	374,372	300,500	323,209	300,600	300,600
BEGINNING FUND BALANCE -					
Reserved for Capital Projects	1,036,541	1,234,436	1,234,436	1,457,645	1,312,645
TOTAL SOURCES	1,410,913	1,534,936	1,557,645	1,758,245	1,613,245
EXPENDITURES -					
Capital Outlay	176,477	525,000	100,000	445,600	250,000
TOTAL EXPENDITURES	176,477	525,000	100,000	445,600	250,000
ENDING FUND BALANCE -					
Reserved for Capital Projects	1,234,436	1,009,936	1,457,645	1,312,645	1,363,245
ENDING FUND BALANCE	1,234,436	1,009,936	1,457,645	1,312,645	1,363,245

CITY OF BROKEN ARROW
FISCAL YEAR 2019 BUDGET & FISCAL YEAR 2020 FINANCIAL PLAN
CAPITAL OUTLAY
STORMWATER CAPITAL
FUND 26

	PROJECT NUMBER	FISCAL YEAR	
		2019	2020
2019 & 2020 PROJECTS:			
BASS PRO POND MAINTENANCE		25,000	0
PROJECTS TO BE DETERMINED		300,000	0
ASPEN POND		20,600	0
CEDAR AND ASH		100,000	0
PROJECTS TO BE DETERMINED			250,000
TOTAL CAPITAL OUTLAY		445,600	250,000

CITY OF BROKEN ARROW
FISCAL YEAR 2019 BUDGET & FISCAL YEAR 2020 FINANCIAL PLAN
CONVENTION & VISITORS BUREAU
FUND 27

Description:

A Special Revenue Fund which accounts for a four (4%) percent tax on hotel/motel room rentals. These funds are to be used to encourage, promote and foster, leisure, culture and tourism in Broken Arrow and is administered by the Convention & Visitors Bureau.

DESCRIPTION	ACTUAL F/Y 2017	BUDGET F/Y 2018	ESTIMATED ACTUAL F/Y 2018	BUDGET F/Y 2019	FINANCIAL PLAN F/Y 2020
REVENUE -					
Taxes	503,275	600,000	529,613	580,000	600,000
Interest	270	200	200	200	200
Miscellaneous	4,500	0	3,563	3,000	0
TOTAL REVENUES	508,045	600,200	533,376	583,200	600,200
BEGINNING FUND BALANCE	521,178	435,873	435,873	365,199	417,649
TOTAL SOURCES	1,029,223	1,036,073	969,249	948,399	1,017,849
EXPENDITURES -					
Other Services and Charges	312,578	379,809	375,650	301,750	339,900
Materials and Supplies	1,968	4,391	2,300	3,000	2,000
Capital Outlay	8,804	1,000	1,100	1,000	1,000
TOTAL EXPENDITURES	323,350	385,200	379,050	305,750	342,900
OTHER FINANCING USES -					
Transfers Out	270,000	225,000	225,000	225,000	225,000
ENDING FUND BALANCE	435,873	425,873	365,199	417,649	449,949

CITY OF BROKEN ARROW, OKLAHOMA
FISCAL YEAR 2019 BUDGET & FISCAL YEAR 2020 FINANCIAL PLAN
CONVENTION AND VISITOR'S BUREAU
CAPITAL OUTLAY
FUND 27

	PROJECT NUMBER	FISCAL YEAR	
		2019	2020
OTHER SERVICES & CHARGES:			
OTHER SERVICES & CHARGES		301,750	339,900
TOTAL OTHER SERVICES & CHARGES		301,750	339,900
MATERIALS & SUPPLIES			
MATERIALS & SUPPLIES		3,000	2,000
TOTAL MATERIALS & SUPPLIES		3,000	2,000
2019 & 2020 PROJECT			
MISCELLANEOUS OFFICE EQUIPMENT		1,000	1,000
TOTAL CAPITAL OUTLAY		1,000	1,000

CITY OF BROKEN ARROW
FISCAL YEAR 2019 BUDGET & FISCAL YEAR 2020 FINANCIAL PLAN
SALES TAX CAPITAL IMPROVEMENT
FUND 30

Description:

A Special Revenue Fund which accounts for the proceeds of a one-half cent sales tax restricted in use for capital improvements and debt service associated with capital improvements.

DESCRIPTION	ACTUAL F/Y 2017	BUDGET F/Y 2018	ESTIMATED ACTUAL F/Y 2018	BUDGET F/Y 2019	FINANCIAL PLAN F/Y 2020
REVENUES:					
Sales Tax	6,819,293	7,150,000	7,008,400	7,078,500	7,149,300
Intergovernmental	3,951,855	0	771,035	800,000	0
Interest	10,174	9,500	9,500	9,800	9,800
Miscellaneous	47,761	47,500	316,836	0	0
TOTAL REVENUES:	10,829,083	7,207,000	8,105,771	7,888,300	7,159,100
OTHER FINANCING SOURCES					
Transfers In	0	0	0	0	0
TOTAL OTHER FINANCING SOURCES	0	0	0	0	0
TOTAL REVENUES AND OTHER FINANCING SOURCES	10,829,083	7,207,000	8,105,771	7,888,300	7,159,100
BEGINNING FUND BALANCE:					
Reserved for Capital Projects	7,173,488	5,684,919	5,684,919	7,417,790	4,783,590
Reserved for Debt Service	900,000	900,000	900,000	900,000	900,000
TOTAL FUND BALANCE	8,073,488	6,584,919	6,584,919	8,317,790	5,683,590
TOTAL AVAILABLE SOURCES	18,902,571	13,791,919	14,690,690	16,206,090	12,842,690
EXPENDITURES -					
Capital Projects	10,525,345	6,954,200	4,563,000	8,527,500	4,185,200
Debt Service	1,792,307	1,850,000	1,809,900	1,995,000	2,095,000
TOTAL EXPENDITURES	12,317,652	8,804,200	6,372,900	10,522,500	6,280,200
FUND BALANCE:					
Reserved for Capital Projects	5,684,919	4,087,719	7,417,790	4,978,590	5,957,490
Reserved for Debt Service	900,000	900,000	900,000	705,000	605,000
ENDING FUND BALANCE	6,584,919	4,987,719	8,317,790	5,683,590	6,562,490

**CITY OF BROKEN ARROW
FISCAL YEAR 2019 BUDGET & FISCAL YEAR 2020 FINANCIAL PLAN
CAPITAL OUTLAY
SALES TAX CAPITAL IMPROVEMENT
FUND 30**

	PROJECT NUMBER	FISCAL YEAR	
		2019	2020
CAPITAL OUTLAY:			
2018 PROJECT CARRYOVERS:			
GENERAL GOVERNMENT CITY WIDE INFORMATION TECHNOLOGY			
FIBER PROJECTS	171102	180,000	0
		180,000	0
FINANCE			
ACOM EMAIL MODULE	180501	5,000	0
		5,000	0
DEVELOPMENT SERVICES:			
COMPREHENSIVE PLAN	161404	125,000	0
		125,000	0
GENERAL GOVERNMENT			
TIGER HILL RETAINING WALL		1,800,000	0
		1,800,000	0
STREETS:			
S & SW BUILDING ROOF REPLACEMENT	185317	140,000	0
S & SW BUILDING HVAC UNIT REPLACEMENTS	185322	75,000	0
SUPPORT RACK FOR SAND SPREADERS	175327	40,000	0
		255,000	0
TOTAL CARRYOVER		2,365,000	0

**CITY OF BROKEN ARROW
FISCAL YEAR 2019 BUDGET & FISCAL YEAR 2020 FINANCIAL PLAN
CAPITAL OUTLAY
SALES TAX CAPITAL IMPROVEMENT
FUND 30**

	PROJECT NUMBER	FISCAL YEAR 2019	2020
CAPITAL OUTLAY:			
2019 PROJECTS:			
CITY MANAGER:			
CITY HALL COURTYARD		2,000	0
ECONOMIC DEVELOPMENT PROFESSIONAL SERVICES		50,000	0
SUV FOR COMMUNICATIONS		28,000	0
		80,000	0
GENERAL GOVERNMENT:			
ECONOMIC DEVELOPMENT		1,000,000	0
ROSE DISTRICT BANNERS		25,000	0
2 POOL CARS		40,000	0
RECORDS STORAGE SHELVING		10,500	0
CITY HALL WEST WALL BRICK REPLACEMENT		18,000	0
CITY HALL UTILITIES FOYER, ADD HVAC		9,500	0
		1,103,000	0
FINANCE:			
CERTIFY A/P SYSTEM		19,500	0
OPENGOV/WORKIVA		27,100	0
		46,600	0
HUMAN RESOURCES:			
WORKSTATIONS FOR OPEN AREA		25,000	0
ELECTRONIC MESSAGE BOARD PILOT		2,000	0
		27,000	0
CITY CLERK:			
VEHICLE FOR COURT CLERKS		20,000	0
SURFACE PRO 5		5,000	0
COURT CLERK BULLET RESISTANT GLASS		5,200	0
COURT CLERK CONTROL PANEL AND READER FOR DOOR		4,100	0
SECURITY CAMERAS COURT CLERK		10,500	0
SECURITY CAMERAS COURT ROOM		10,000	0
PANIC ALARMS FOR COURT CLERK AND COURT AREA		2,700	0
		57,500	0
GENERAL GOVERNMENT CITYWIDE INFORMATION TECHNOLOGY:			
TORNADO SIREN BACKUP REPEATER		75,000	0
CONVERT OPENSKY CHANNELS TO P25 CHANNELS		125,000	0
		200,000	0

CITY OF BROKEN ARROW
FISCAL YEAR 2019 BUDGET & FISCAL YEAR 2020 FINANCIAL PLAN
CAPITAL OUTLAY
SALES TAX CAPITAL IMPROVEMENT
FUND 30

	PROJECT NUMBER	FISCAL YEAR	
		2019	2020
CAPITAL OUTLAY:			
2019 PROJECTS (CONTINUED):			
INFORMATION TECHNOLOGY:			
HYPHER V CLUSTER REPLACEMENT		60,000	0
SERVER REPLACEMENTS		25,000	0
PC REPLACEMENTS		80,000	0
NETWORK UPGRADES		75,000	0
REPLACEMENT LAPTOPS AND DOCKS		14,200	0
VIDEO STORAGE		15,000	0
MISC. TOOLS FOR TECHNICIANS		7,500	0
4WD 3/4 PICKUP		45,000	0
BED INSERT FOR PICKUP		9,300	0
BALLISTIC SECURITY CITY HALL		20,000	0
		351,000	0
DEVELOPMENT SERVICES:			
COMPREHENSIVE PLAN	161404	136,000	0
4WD SUV (PLAN DEVELOPMENT)		35,000	0
		171,000	0
POLICE:			
POLICE VEHICLES (14)		650,000	0
TASERS		36,000	0
BUILDING/FRONT PSC CLASSROOM)		20,000	0
AUDIO/VIDEO (NEW TRAINING BUILDING)		20,000	0
HANDHELD RADIOS FOR 5 NEW POSITIONS		18,000	0
SOT VESTS/SHIELDS		18,000	0
ANIMAL SHELTER UPGRADES		10,000	0
ANIMAL CONTROL OUTDOOR KENNEL (ANIMAL SHELTER)		8,000	0
DT MATS		18,000	0
CPR MANNEQUINS		3,000	0
CNT RESCUE PHONE		4,000	0
EM MICOM		19,000	0
EM VIC		5,000	0
TSU MAPPING SOFTWARE		10,000	0
UAV DRONE		10,000	0
SOT POLECAM		9,000	0
2 METAL DETECTORS PD/COURTHOUSE (JAIL)		16,000	0
2 - ATVS		40,000	0
		914,000	0

CITY OF BROKEN ARROW
FISCAL YEAR 2019 BUDGET & FISCAL YEAR 2020 FINANCIAL PLAN
CAPITAL OUTLAY
SALES TAX CAPITAL IMPROVEMENT
FUND 30

	PROJECT NUMBER	FISCAL YEAR	
		2019	2020
CAPITAL OUTLAY:			
2019 PROJECTS (CONTINUED):			
FIRE:			
QUINT	183506	700,000	0
DEFIBRILATORS		84,000	0
BUNKER GEAR		73,000	0
FIRE HOSE		10,000	0
FACILITY REMODEL (STATION 4 &5)		28,000	0
FIRE STATION BED REPLACEMENT		2,500	0
FIRE STATION FURNITURE REPLACEMENT		2,500	0
AMBULANCE PAYMENT		200,000	0
STAFF VEHICLES (2 PICKUPS)		90,000	0
FIRE STATION #3 REPLACEMENT	163511	611,000	0
STATION 2 HVAC	183512	34,000	0
		1,835,000	0
STREETS:			
VAC TRUCK		326,000	0
DUMP TRUCK		135,000	0
1 TON CREW CAB FLATBED DIESEL WORK TRUCK		60,000	0
2 STAINLESS STEEL SANDERS		40,000	0
2 HYDRAULIC ARTICULATING SNOW PLOWS & HITCHES		30,000	0
THREE MOBILE RADIOS(3)		20,000	0
ROAD WIDENER ATTACHMENT FOR SKID-STEER		45,000	0
WALK BEHIND PAINT MACHINE		18,000	0
CRACK SEALER WAND		6,000	0
LINE ERASER		12,000	0
HAND HELD RADIO		4,000	0
TREE TRIMMING EQUIPMENT		2,000	0
POWER TOOLS		2,000	0
MOSQUITO SPRAYER		20,000	0
		720,000	0
SIGNALIZATION:			
BUCKET TRUCK (1/2 IN FUND 42)		85,000	0
1/2 TON CREW CAB PICK UP TRUCK		35,000	0
HAND HELD RADIO X 3		10,000	0
MEG METER X 2		3,000	0
LAP TOP COMPUTER X 3		15,000	0
DESK & CHAIRS		10,000	0
		158,000	0

**CITY OF BROKEN ARROW
FISCAL YEAR 2019 BUDGET & FISCAL YEAR 2020 FINANCIAL PLAN
CAPITAL OUTLAY
SALES TAX CAPITAL IMPROVEMENT
FUND 30**

	PROJECT NUMBER	FISCAL YEAR	
		2019	2020
CAPITAL OUTLAY:			
2019 PROJECTS (CONTINUED):			
PARKS:			
WIDE AREA MOWER		80,000	0
1-TON TRUCK W/FLAT BED		35,000	0
ZTR MOWER		24,000	0
3/4 TON CREW CAB TRUCK		30,000	0
RECOAT WOOD GYM FLOORS AT COMMUNITY CENTER		8,000	0
REPLACE TILE FLOORING AT NIENHUIS COMMUNITY CENTER		30,000	0
COMPUTER CARD READERS FOR REC CENTERS AND POOLS		3,000	0
FIELD MACHINE		25,000	0
FRAISE MOWER		26,000	0
SEEDER/SPREADER		5,000	0
REPLACEMENT SECURITY CAMERAS AT NIENHUIS POOL		6,400	0
REPLACEMENT SECURITY CAMERAS AT CENTRAL PARK CC		18,000	0
REPLACEMENT SECURITY CAMERAS AT NIENHUIS PARK CC		11,000	0
SMALL GREENHOUSE PACKAGE W/ UTILITY SERVICES		16,000	0
WORKFORCE GIS SOFTWARE		5,000	0
ROSE DISTRICT RECYCLING CONTAINERS		12,000	0
UTILITY CART		9,000	0
ROSE DISTRICT CHRISTMAS LIGHTING		14,000	0
NIENHUIS GYM WALLS, REPAINT		10,000	0
NIENHUIS GYM, REPAIR OVERHANG DAMAGE		4,000	0
NIENHUIS LEAK REPAIR		8,000	0
		379,400	0
BATTLE CREEK:			
ROTARY ROUGH MOWER AT BCGC		70,000	0
SURROUNDS CONTOUR MOWER AT BCGC		35,000	0
REPLACE CARPET IN CLUBHOUSE AT BCGC		10,500	0
5 GANG DRIVNG RANGE UNIT AT BCGC		4,500	0
		120,000	0
TOTAL 2019 PROJECTS		6,162,500	0

CITY OF BROKEN ARROW
FISCAL YEAR 2019 BUDGET & FISCAL YEAR 2020 FINANCIAL PLAN
CAPITAL OUTLAY
SALES TAX CAPITAL IMPROVEMENT
FUND 30

	PROJECT NUMBER	FISCAL YEAR	
		2019	2020
CAPITAL OUTLAY:			
2020 PROJECTS:			
FINANCE:			
OPENGOV/WORKIVA		0	24,000
		0	24,000
HUMAN RESOURCES:			
ELECTRONIC MESSAGE BOARD PILOT		0	5,000
ANNEX RENOVATION - PHASE TWO		0	10,000
		0	15,000
INFORMATION TECHNOLOGY:			
SERVER REPLACEMENTS		0	25,000
PC REPLACEMENTS		0	80,000
NETWORK UPGRADES		0	78,000
CISCO ISE (IDENTITY SERVICES ENGINE)		0	77,500
REPLACE SUMO ON REPLICA CLUSTER		0	60,000
VIDEO STORAGE		0	15,000
MISC. TOOLS FOR TECHNICIANS		0	7,500
RADIO SYSTEM LOGGING RECORDER		0	95,000
4WD 1/2 PICKUP (IF NEW TECH IS APPROVED)		0	29,000
BED INSERT FOR PICKUP (IF NEW TECH IS APPROVED)		0	9,300
CONVERT OPENSKY CHANNELS TO P25 CHANNELS		0	125,000
		0	601,300
DEVELOPMENT SERVICES:			
COMPREHENSIVE PLAN	161404	0	71,000
ZONING CODE UPDATE		0	40,000
4WD 1/2 TON PICKUP (INSPECTIONS NEW POSITITON)		0	28,000
DIGITAL PLAN REVIEW SOFTWARE & EQUIPMENTS		0	20,000
		0	159,000
POLICE:			
POLICE VEHICLES (14)		0	700,000
TASERS		0	36,000
HANDHELD RADIOS FOR 5 NEW POSITIONS		0	18,000
SOT VESTS/SHIELDS		0	18,000
CID FURNITURE (ADDITIONAL MANPOWER)		0	10,000
TSU MAPPING SOFTWARE		0	10,000
SOT EQUIPMENT		0	24,000
SELF SERVE KIOSK		0	20,000
UNDETERMINED REPAIRS/REPLACEMENTS		0	80,000
PD AWNING NORTH ENTRANCE		0	8,000
PROJECT TO BE DETERMINED (ANIMAL SHELTER)		0	10,000
PATROL SHIELDS		0	16,000
FLIR (FORWARD LOOKING INFRARED RADAR)		0	16,000
		0	966,000

**CITY OF BROKEN ARROW
FISCAL YEAR 2019 BUDGET & FISCAL YEAR 2020 FINANCIAL PLAN
CAPITAL OUTLAY
SALES TAX CAPITAL IMPROVEMENT
FUND 30**

	PROJECT NUMBER	FISCAL YEAR	
		2019	2020
CAPITAL OUTLAY:			
2020 PROJECTS (CONTINUED):			
FIRE:			
DEFIBRILATORS		0	84,000
BUNKER GEAR		0	68,000
FIRE HOSE		0	10,000
FACILITY REMODEL (STATION 4 &5)		0	33,000
FIRE STATION BED REPLACEMENT		0	2,500
FIRE STATION FURNITURE REPLACEMENT		0	2,500
AMBULANCE PAYMENT		0	450,000
STAFF VEHICLES (2 PICKUPS)		0	90,000
		0	740,000
STREETS:			
DUMP TRUCKS (2)		0	265,000
THREE STAINLESS STEEL SANDERS		0	65,000
SNOW PLOWS & HITCHES (3)		0	50,000
MOBILE RADIOS (3)		0	20,000
UPGRADES TO NEW FACILITY		0	100,000
WHEEL LOADER 3YD		0	225,000
TRAINING CLASSES		0	10,000
ASSET MANAGEMENT & WORK ORDER SOFTWARE		0	3,000
3/4 TON, 2 DOOR, 4WD, 8' BED PICKUP		0	35,000
ASSET MANAGEMENT & WORK ORDER SOFTWARE (1/2 IN BAMA)		0	40,000
DATABASE DEVELOPMENT (1/2 IN BAMA)		0	100,000
TABLETS & SOFTWARE (1/2 IN BAMA)		0	20,000
UPGRADE COMPUTER		0	3,000
		0	936,000

CITY OF BROKEN ARROW
FISCAL YEAR 2019 BUDGET & FISCAL YEAR 2020 FINANCIAL PLAN
CAPITAL OUTLAY
SALES TAX CAPITAL IMPROVEMENT
FUND 30

	PROJECT NUMBER	FISCAL YEAR	
		2019	2020
CAPITAL OUTLAY:			
2020 PROJECTS (CONTINUED):			
PARKS:			
RECOAT WOOD GYM FLOORS AT COMMUNITY CENTER		0	8,000
REPLACEMENT SECURITY CAMERAS AT CENTRAL PARK CC		0	18,000
REPLACEMENT SECURITY CAMERAS AT NIENHUIS PARK CC		0	14,000
BOBTAIL DUMP TRUCK		0	105,000
SMALL UTILITY TRACTOR		0	30,000
MULTI PRO SPRAY UNIT		0	40,500
WIDE AREA MOWER FOR EVENTS PARK		0	95,000
WIDE AREA CONTOUR MOWER		0	80,000
3/4 TON PICKUP		0	32,000
UTILITY TRAILER		0	7,500
3/4 TON PICKUP		0	32,000
SURFACE SEAL NIENHUIS WALKING TRAIL		0	16,000
ROCKWOOD WEST CONCRETE WALKS		0	7,000
COMPUTER AND PRINTERS FOR POOLS		0	7,000
REPAIR NIENHUIS CC CANOPY		0	4,000
REPLACE MAIN BASKETBALL GOALS AT CENTRAL CC GYM 1		0	16,000
PAINT CENTRAL CC INTERIOR GYM WALLS		0	18,000
REPLACE SECURITY CAMERAS AT RAY HARRAL		0	8,000
REPLACE SECURITY CAMERAS AT CENTRAL POOL		0	6,000
REPLACE SECURITY CAMERAS AT COUNTRY AIRE POOL		0	7,100
3/4 TON CREW CAB TRUCK		0	30,000
TRAIL CAMERAS		0	12,500
SURFACE SEAL WALKING TRAILS		0	15,000
ROSE DISTRICT CHRISTMAS LIGHTING		0	14,000
		0	622,600

**CITY OF BROKEN ARROW
FISCAL YEAR 2019 BUDGET & FISCAL YEAR 2020 FINANCIAL PLAN
CAPITAL OUTLAY
SALES TAX CAPITAL IMPROVEMENT
FUND 30**

	PROJECT NUMBER	FISCAL YEAR	
		2019	2020
CAPITAL OUTLAY:			
2020 PROJECTS (CONTINUED):			
BATTLE CREEK:			
REEL AND BEDKNIFE GRINDER AT BCGC		0	40000
REPLACEFAIRWAY UNIT BCGC		0	35000
GREENSROLLER AT BCGC		0	15000
SEAL COAT AND RESTRIPE PARKING LOT AT BCGC		0	10000
REPAINT INTERIOR CLUBHOUSE AT BCGC		0	3500
REPLACE GRILL ICE MACHINE AT BCGC		0	5000
REPAINT INTERIOR OF GRILL AREA AT BCGC		0	4,000
REPLACE REFRIGERATION UNIT #1 IN GRILL AT BCGC		0	2,800
REPLACE FRYER IN GRILL AT BCGC		0	2,500
REPLACE 2 OVERHEAD DOORS		0	3,500
		0	121,300
TOTAL 2020 PROJECTS		0	4,185,200
TOTAL 2018 CARRYOVER		2,365,000	0
TOTAL 2019 PROJECTS		6,162,500	0
TOTAL 2020 PROJECTS		0	4,185,200
ALL PROJECTS		8,527,500	4,185,200

**CITY OF BROKEN ARROW
FISCAL YEAR 2019 BUDGET & FISCAL YEAR 2020 FINANCIAL PLAN
POLICE ENHANCEMENT
FUND 31**

Description:

A Special Revenue Fund which accounts for moneys received from Federal, State and Local Law Enforcement Agencies related to forfeitures from drug enforcement. These funds are limited in use for Police Department and/or drug enforcement activities depending upon the source of funds.

DESCRIPTION	ACTUAL F/Y 2017	BUDGET F/Y 2018	ESTIMATED ACTUAL F/Y 2018	BUDGET F/Y 2019	FINANCIAL PLAN F/Y 2020
REVENUES:					
Intergovernmental					
Federal Forfeitures	102,430	139,000	50,000	50,000	50,000
Other Forfeitures	27,757	27,400	10,000	2,000	2,000
State Forfeitures	32,632	0	20,436	20,000	20,000
Interest	369	300	350	400	400
TOTAL REVENUES	163,188	166,700	80,786	72,400	72,400
BEGINNING FUND BALANCE	10,043	118,755	118,755	169,241	86,641
TOTAL SOURCES	173,231	285,455	199,541	241,641	159,041
EXPENDITURES -					
Other Services and Charges					
Other Services and Charges - Federal	33,771	74,000	10,000	71,000	61,200
Other Services and Charges - Other	10,427	26,200	7,000	22,200	22,000
Material and Supplies					
Material and Supplies - Federal	5,580	40,000	5,300	40,000	40,000
Material and Supplies - Other	294	1,200	2,300	1,800	1,800
Capital Outlay					
Capital Outlay - Federal	4,404	25,000	5,700	20,000	25,000
Capital Outlay - Other	0	0	0	0	0
TOTAL EXPENDITURES & USES	54,476	166,400	30,300	155,000	150,000
ENDING FUND BALANCE	118,755	119,055	169,241	86,641	9,041

CITY OF BROKEN ARROW
FISCAL YEAR 2019 BUDGET & FISCAL YEAR 2020 FINANCIAL PLAN
CAPITAL OUTLAY
POLICE ENHANCEMENT FUND
FUND 31

	PROJECT NUMBER	FISCAL YEAR	
		2019	2020
CAPITAL OUTLAY			
2019 PROJECTS			
PROJECT TO BE DETERMINED		20,000	0
TOTAL CAPITAL OUTLAY		<u>20,000</u>	<u>0</u>

CITY OF BROKEN ARROW
FISCAL YEAR 2019 BUDGET & FISCAL YEAR 2020 FINANCIAL PLAN
PARK AND RECREATION CAPITAL IMPROVEMENT
FUND 32

Description:

A Special Revenue Fund which accounts for an impact fee charged to builders on the construction of new residences. These fees are restricted in use for park and recreation capital improvements.

DESCRIPTION	ACTUAL F/Y 2017	BUDGET F/Y 2018	ESTIMATED ACTUAL F/Y 2018	BUDGET F/Y 2019	FINANCIAL PLAN F/Y 2020
REVENUES:					
Charges for Service					
Parks & Recreation	140,456	125,000	168,706	170,000	150,000
Intergovernmental	0	544,000	0	0	0
Interest	547	600	400	600	500
Miscellaneous	38,549	25,000	30,157	30,000	25,000
TOTAL REVENUES	179,552	694,600	199,263	200,600	175,500
BEGINNING FUND BALANCE -					
Reserved for Capital Projects	793,709	836,829	836,829	536,092	128,942
TOTAL SOURCES	973,261	1,531,429	1,036,092	736,692	304,442
EXPENDITURES -					
Capital Projects	136,432	1,424,300	500,000	607,750	210,000
TOTAL EXPENDITURES	136,432	1,424,300	500,000	607,750	210,000
ENDING FUND BALANCE -					
Reserved for Capital Projects	836,829	107,129	536,092	128,942	94,442

**CITY OF BROKEN ARROW
FISCAL YEAR 2019 BUDGET & FISCAL YEAR 2020 FINANCIAL PLAN
CAPITAL OUTLAY
PARK AND RECREATION CAPITAL IMPROVEMENT
FUND 32**

	PROJECT NUMBER	FISCAL YEAR	
		2019	2020
CAPITAL OUTLAY:			
2018 PROJECT CARRYOVERS			
ISSC BASEBALL OFFICE SIDING	176031	6,000	0
BROKEN ARROW CREEK TRAILS	146020	156,250	0
MEMORIAL GARDEN	176055	132,000	0
UPDATE PARKS AND RECREATION MASTER PLAN	176030	60,000	0
LIBERTY TRAIL SURFACE SEALING	186020	15,000	0
JACKSON PARK SPLASHPAD SURFACING	186021	13,500	0
		382,750	0
2019 PROJECTS			
DOG PARK AMENITIES		75,000	0
LIGHT SOCCER FIELD 28		150,000	0
		225,000	0
2020 PROJECTS			
NEW BLEACHERS BASEBALL COMPLEX		0	60,000
ARROWHEAD SHADE STRUCTURES/BLEACHERS		0	150,000
TOTAL PARK AND RECREATION CAPITAL IMPROVEMENTS		607,750	210,000

**CITY OF BROKEN ARROW
FISCAL YEAR 2019 BUDGET & FISCAL YEAR 2020 FINANCIAL PLAN
CEMETERY CARE
FUND 33**

Description:

A Special Revenue Fund which accounts for 12.5% of cemetery revenue restricted by State law as well as an additional 12.5% contributed by the City to provide funds for capital improvements at the City cemetery.

DESCRIPTION	ACTUAL F/Y 2017	BUDGET F/Y 2018	ESTIMATED ACTUAL F/Y 2018	BUDGET F/Y 2019	FINANCIAL PLAN F/Y 2020
REVENUES :					
Charges For Services					
Cemetery	42,270	40,000	43,332	40,000	40,000
Interest	137	200	200	200	200
TOTAL REVENUES	42,407	40,200	43,532	40,200	40,200
BEGINNING FUND BALANCE -					
Reserved for Capital Projects	328,727	303,913	303,913	325,345	272,545
TOTAL SOURCES	371,134	344,113	347,445	365,545	312,745
EXPENDITURES -					
Capital Outlay	67,221	23,000	22,100	93,000	30,000
TOTAL EXPENDITURES	67,221	23,000	22,100	93,000	30,000
ENDING FUND BALANCE -					
Reserved for Capital Projects	303,913	321,113	325,345	272,545	282,745

**CITY OF BROKEN ARROW
FISCAL YEAR 2019 BUDGET & FISCAL YEAR 2020 FINANCIAL PLAN
CAPITAL OUTLAY
CEMETERY CARE
FUND 33**

	FISCAL YEAR	
	2019	2020
CAPITAL OUTLAY:		
2019 PROJECTS		
REPLACE BACKHOE	93,000	0
2020 PROJECTS		
REPLACEMENT ATV	0	30,000
TOTAL CAPITAL OUTLAY	93,000	30,000

**CITY OF BROKEN ARROW
FISCAL YEAR 2019 BUDGET & FISCAL YEAR 2020 FINANCIAL PLAN
STREET AND ALLEY
FUND 34**

Description:

A Special Revenue Fund which accounts for the City's share of state collected commercial vehicle and gasoline excise taxes. Monies received by this fund are transferred to the General Fund to be used for street and alley repairs and maintenance.

DESCRIPTION	ACTUAL F/Y 2017	BUDGET F/Y 2018	ESTIMATED ACTUAL F/Y 2018	BUDGET F/Y 2019	FINANCIAL PLAN F/Y 2020
REVENUES:					
Intergovernmental	940,268	1,100,000	944,077	1,000,000	1,000,000
Interest	657	700	600	700	700
TOTAL REVENUES	940,925	1,100,700	944,677	1,000,700	1,000,700
BEGINNING FUND BALANCE	1,339,530	1,159,752	1,159,752	1,334,429	1,440,129
TOTAL AVAILABLE SOURCES	2,280,455	2,260,452	2,104,429	2,335,129	2,440,829
EXPENDITURES -					
Capital Outlay	400,703	200,000	50,000	175,000	175,000
TOTAL EXPENDITURES	400,703	200,000	50,000	175,000	175,000
OTHER FINANCING USES -					
Transfers Out	720,000	720,000	720,000	720,000	720,000
TOTAL OTHER FINANCING USES	720,000	720,000	720,000	720,000	720,000
TOTAL EXPENDITURES & USES	1,120,703	920,000	770,000	895,000	895,000
ENDING FUND BALANCE	1,159,752	1,340,452	1,334,429	1,440,129	1,545,829

**CITY OF BROKEN ARROW
FISCAL YEAR 2019 BUDGET & FISCAL YEAR 2020 FINANCIAL PLAN
STREET AND ALLEY
FUND 34**

	PROJECT NUMBER	FISCAL YEAR	
		2019	2020
CAPITAL OUTLAY:			
2018 PROJECT CARRYOVERS			
CONSTRUCT SALT STORAGE SHEDS	155326	75,000	0
EQUIP STORAGE FACILITY	185336	100,000	
2020 PROJECTS			
PROJECT TO BE DETERMINED		0	175,000
TOTAL CAPITAL OUTLAY		175,000	175,000

CITY OF BROKEN ARROW
FISCAL YEAR 2019 BUDGET & FISCAL YEAR 2020 FINANCIAL PLAN
HOUSING AND URBAN DEVELOPMENT
FUND 35

Description:

A Special Revenue Fund which accounts for monies received from the Department of Housing and Urban Development for the Community Development Block Program. Expenditures in this fund are restricted to approved eligible programs designed to benefit citizens in the low to moderate income levels.

DESCRIPTION	ACTUAL F/Y 2017	BUDGET F/Y 2018	ESTIMATED ACTUAL F/Y 2018	BUDGET F/Y 2019	FINANCIAL PLAN F/Y 2020
REVENUES:					
Intergovernmental	124,638	615,373	454,000	665,532	410,017
TOTAL REVENUES	124,638	615,373	454,000	665,532	410,017
BEGINNING FUND BALANCE	240,394	236,201	236,201	236,201	236,201
TOTAL AVAILABLE SOURCES	365,032	851,574	690,201	901,733	646,218
EXPENDITURES -					
Other Services and Charges	52,110	61,502	54,000	61,502	61,502
Capital Projects	76,721	205,356	400,000	604,030	348,515
TOTAL EXPENDITURES	128,831	266,858	454,000	665,532	410,017
ENDING FUND BALANCE	236,201	584,716	236,201	236,201	236,201

**CITY OF BROKEN ARROW
FISCAL YEAR 2019 BUDGET & FISCAL YEAR 2020 FINANCIAL PLAN
CAPITAL OUTLAY
HOUSING AND URBAN DEVELOPMENT
FUND 35**

		FISCAL YEAR	
		2019	2020
OTHER SERVICES & CHARGES:			
SERVICE CONTRACTS		61,502	61,502
TOTAL OTHER SERVICES & CHARGES		61,502	61,502
CAPITAL OUTLAY:			
DETROIT ST REHAB- 9TH TO 1ST		348,515	
1ST STREET 12" WATERLINE GREELEY TO DETROIT	WL1805	39,800	0
4TH ST REHAB DETROIT TO MIDWAY	ST1804	215,715	0
INFRASTRUCTURE IMPROVEMENTS		0	348,515
TOTAL CAPITAL OUTLAY		604,030	348,515

CITY OF BROKEN ARROW
FISCAL YEAR 2019 BUDGET & FISCAL YEAR 2020 FINANCIAL PLAN
E-911
FUND 36

Description:

A Special Revenue Fund which accounts for a total 5% fee for Enhanced 911 service to the citizens of Broken Arrow which are restricted solely for public safety. A portion of this fee, 3%, is used to participate in the funding of the operations of the Communications Division within the Police Department through a transfer from this fund to the General Fund. The remaining 2% is to recover costs associated with the upgrading of emergency services equipment.

DESCRIPTION	ACTUAL F/Y 2017	BUDGET F/Y 2018	ESTIMATED ACTUAL F/Y 2018	BUDGET F/Y 2019	FINANCIAL PLAN F/Y 2020
REVENUES:					
Charges for Services	883,447	735,000	1,095,518	1,120,000	1,100,000
Interest	807	900	800	900	900
TOTAL REVENUES	884,254	735,900	1,096,318	1,120,900	1,100,900
BEGINNING FUND BALANCE	1,479,526	1,608,433	1,608,433	1,864,751	2,235,651
TOTAL AVAILABLE SOURCES	2,363,780	2,344,333	2,704,751	2,985,651	3,336,551
EXPENDITURES -					
Capital Outlay	35,347	136,000	120,000	30,000	1,000,000
TOTAL EXPENDITURES	35,347	136,000	120,000	30,000	1,000,000
OTHER FINANCING USES -					
Transfers Out	720,000	720,000	720,000	720,000	720,000
TOTAL EXPENDITURES & USES	755,347	856,000	840,000	750,000	1,720,000
ENDING FUND BALANCE	1,608,433	1,488,333	1,864,751	2,235,651	1,616,551

**CITY OF BROKEN ARROW
FISCAL YEAR 2019 BUDGET & FISCAL YEAR 2020 FINANCIAL PLAN
CAPITAL OUTLAY
E-911
FUND 36**

	PROJECT NUMBER	FISCAL YEAR	
		2019	2020
CAPITAL OUTLAY:			
2019 PROJECTS:			
EXACOMM SERVER		30,000	0
2020 PROJECTS			
PUBLIC SAFETY COMMUNICATIONS ERP REPLACEMENT		0	1,000,000
TOTAL CAPITAL OUTLAY		30,000	1,000,000

CITY OF BROKEN ARROW
FISCAL YEAR 2019 BUDGET & FISCAL YEAR 2020 FINANCIAL PLAN
CRIME PREVENTION
FUND 37

Description:

A Special Revenue Fund which accounts for funds received through grants from the U.S. Department of Justice. These funds are restricted in use by the provisions within each grant to provide various public safety related activities.

DESCRIPTION	ACTUAL F/Y 2017	BUDGET F/Y 2018	ESTIMATED ACTUAL F/Y 2018	BUDGET F/Y 2019	FINANCIAL PLAN F/Y 2020
REVENUES:					
Intergovernmental	57,533	89,000	73,157	106,600	107,500
Miscellaneous	7,055	0	0	0	0
Interest	73	100	150	100	100
TOTAL REVENUES	64,661	89,100	73,307	106,700	107,600
BEGINNING FUND BALANCE	191,419	160,628	160,628	158,935	159,035
TOTAL AVAILABLE SOURCES	256,080	249,728	233,935	265,635	266,635
EXPENDITURES:					
Other Services and Charges	60,244	62,000	57,000	71,300	72,200
Materials & Supplies	18,249	11,000	18,000	35,300	35,300
Capital Outlay	16,959	20,000	0	0	0
TOTAL EXPENDITURES	95,452	93,000	75,000	106,600	107,500
ENDING FUND BALANCE	160,628	156,728	158,935	159,035	159,135

**CITY OF BROKEN ARROW
FISCAL YEAR 2019 BUDGET & FISCAL YEAR 2020 FINANCIAL PLAN
CAPITAL OUTLAY
CRIME PREVENTION
FUND 37**

	FISCAL YEAR	
	2019	2020
OTHER SERVICES & CHARGES:		
PROFESSIONAL SERVICES (SUBJECT TO GRANT FUNDING)	53,100	54,000
TRAVEL & EXPENSE (SUBJECT TO GRANT FUNDING)	18,200	18,200
TOTAL OTHER SERVICES & CHARGES	71,300	72,200
MATERIALS & SUPPLIES		
MATERIALS & SUPPLIES (SUBJECT TO GRANT FUNDING)	7,400	7,400
OTHER EQUIPMENT (SUBJECT TO GRANT FUNDING)	27,900	27,900
TOTAL MATERIALS & SUPPLIES	35,300	35,300
CAPITAL OUTLAY		
MISCELLANEOUS CAPITAL OUTLAY (SUBJECT TO GRANT FUNDING)	0	0
TOTAL CAPITAL OUTLAY	0	0

CITY OF BROKEN ARROW
FISCAL YEAR 2019 BUDGET & FISCAL YEAR 2020 FINANCIAL PLAN
BATTLE CREEK GOLF COURSE
FUND 40

Description:

A Municipal Golf Course previously operated by the Broken Arrow Public Golf Authority. In March, 2006 the Authority was dissolved and the operation of the golf course became part of the City. It is a "governmental" type fund but accounted for as an "enterprise" or business type fund.

DESCRIPTION	ACTUAL 2017	BUDGET 2018	ESTIMATED ACTUAL 2018	BUDGET 2019	FINANCIAL PLAN 2020
REVENUES:					
Charges for Services	1,512,816	1,576,900	1,538,405	1,585,019	1,600,000
Interest	131	200	200	0	0
Miscellaneous	8,096	1,200	1,200	0	0
TOTAL REVENUE	1,521,043	1,578,300	1,539,805	1,585,019	1,600,000
BEGINNING FUND BALANCE		31,538	31,538	109,276	140,436
TOTAL SOURCES	1,521,043	1,609,838	1,571,343	1,694,295	1,740,436
EXPENDITURES:					
Other Services & Charges	1,100,500	1,139,300	1,062,067	1,153,859	1,200,000
Materials & Supplies	389,005	407,200	400,000	400,000	427,600
Capital Outlay	0	0	0	0	0
TOTAL OPERATING EXPENDITURES	1,489,505	1,546,500	1,462,067	1,553,859	1,627,600
OTHER FINANCING USES -					
Debt Service	0	0	0	0	0
TOTAL DEBT SERVICE	0	0	0	0	0
TOTAL EXPENDITURES	1,489,505	1,546,500	1,462,067	1,553,859	1,627,600
TOTAL ENDING FUND BALANCE	31,538	63,338	109,276	140,436	112,836

CITY OF BROKEN ARROW
FISCAL YEAR 2019 BUDGET & FISCAL YEAR 2020 FINANCIAL PLAN
ALCOHOL ENFORCEMENT
FUND 41

Description:

A Special Revenue Fund which accounts for funds received and expended for education, prevention and enforcement of underage drinking.

DESCRIPTION	ACTUAL 2017	BUDGET 2018	ESTIMATED ACTUAL 2018	BUDGET 2019	FINANCIAL PLAN 2020
REVENUES:					
Fines, Forfeitures & Assessments	10,024	15,000	7,000	10,000	12,000
Interest	37	100	100	100	100
TOTAL REVENUES	10,061	15,100	7,100	10,100	12,100
BEGINNING FUND BALANCE	83,892	90,413	90,413	93,013	83,113
TOTAL SOURCES	93,953	105,513	97,513	103,113	95,213
EXPENDITURES:					
Other Services and Charges	3,540	5,000	3,500	5,000	5,000
Materials & Supplies	0	15,000	1,000	15,000	15,000
TOTAL EXPENDITURES	3,540	20,000	4,500	20,000	20,000
ENDING FUND BALANCE	90,413	85,513	93,013	83,113	75,213

CITY OF BROKEN ARROW
FISCAL YEAR 2019 BUDGET & FISCAL YEAR 2020 FINANCIAL PLAN
STREET LIGHT FUND
FUND 42

Description:

A Special Revenue Fund which accounts for funds received and expended for operating and capital costs associated with street lights.

DESCRIPTION	ACTUAL 2017	BUDGET 2018	ESTIMATED ACTUAL 2018	BUDGET 2019	FINANCIAL PLAN 2020
REVENUES:					
Street Light Fee	442,078	679,700	511,900	600,000	606,000
Interest	699	700	500	600	600
TOTAL REVENUES	442,777	680,400	512,400	600,600	606,600
BEGINNING FUND BALANCE	1,092,502	1,228,384	1,228,384	656,784	25,384
TOTAL SOURCES	1,535,279	1,908,784	1,740,784	1,257,384	631,984
EXPENDITURES:					
Other Services and Charges	294,894	385,400	384,000	390,000	396,500
Materials & Supplies	12,001	76,600	138,000	183,000	194,000
Capital Outlay	0	770,800	562,000	659,000	41,484
TOTAL EXPENDITURES	306,895	1,232,800	1,084,000	1,232,000	631,984
ENDING FUND BALANCE	1,228,384	675,984	656,784	25,384	0

**CITY OF BROKEN ARROW
FISCAL YEAR 2019 BUDGET & FISCAL YEAR 2020 FINANCIAL PLAN
CAPITAL OUTLAY
STREET LIGHT FUND
FUND 42**

	PROJECT NUMBER	FISCAL YEAR	
		2019	2020
OTHER SERVICES & CHARGES:			
OTHER SERVICES & CHARGES		390,000	396,500
TOTAL OTHER SERVICES & CHARGES		390,000	396,500
MATERIALS & SUPPLIES			
MATERIALS & SUPPLIES		183,000	194,000
TOTAL MATERIALS & SUPPLIES		183,000	194,000
CAPITAL OUTLAY			
2018 CARRYOVER PROJECTS:			
REBUILD 9TH AND HIGHWAY 51 TRAFFIC SIGNAL	TS1801	135,000	0
		135,000	0
2019 PROJECTS:			
COUNTY LINE AND HILLSIDE DRIVE		275,000	0
ELM & 51 HWY		20,000	0
BUCKET TRUCK (1/2 IN STCI)		82,000	0
LIBERTY TRAILS FLASHING SIGNAL (NEW ORLEANS)		8,000	0
9TH & LANSING		12,000	0
9TH & HILLSIDE DRIVE		12,000	0
ELM & EXPRESSWAY DR		12,000	0
ELM & STONEWOOD		12,000	0
TACTICS SOFTWARE UPDATED		65,000	0
COMM FOR TRAFFIC SIGNALS		26,000	0
		524,000	0
2020 PROJECTS			
MAIN & KENOSHA		0	14,000
9TH & KENOSHA		0	14,000
KENOSHA & 14TH SREET		0	13,484
		0	41,484
TOTAL CAPITAL OUTLAY		659,000	41,484
FUTURE PROJECTS			
ELM & 51 HWY			
ASPEN & 51 HWY SOUTH SIDE			
23RD & ALBANY			
23rd & KENOSHA			
9TH & ALBANY			
ELM & EDGEWATER			
MAIN & PITTSBURG			
ELM & HOUSTON			
ELM & NEW ORLEANS			
5 X UPS SYSTEMS			
FLASHING SCHOOL ZONE SIGNALS			
FYA (FLASHING YELLOW ARROWS)			
REPLACE DAMAGED SIGNAL POLES			
BALLARDS FOR TRAFFIC SIGNALS			
SYSTEM MANAGEMENT (COORDINATION)			
OLIVE & CREEK TURNPIKE			

**CITY OF BROKEN ARROW
FISCAL YEAR 2019 BUDGET & FISCAL YEAR 2020 FINANCIAL PLAN
STREET SALES TAX FUND
FUND 43**

Description:

A Special Revenue Fund created for the purpose of improving, constructing and maintaining City streets, sidewalks and related stormwater improvements, including the acquisition and replacement of machinery, equipment and materials, and including the installation of traffic controls devices and signalization. The funding for this fund will come from a Twenty-five Hundredths of one percent (0.25%) tax effective January 1, 2017.

FINANCIAL HIGHLIGHTS

DESCRIPTION	ACTUAL 2017	BUDGET 2018	ESTIMATED ACTUAL 2018	BUDGET 2019	FINANCIAL PLAN 2020
REVENUES:					
Sales Tax	1,098,120	3,575,000	3,504,200	3,541,800	3,550,000
Interest	786	2,400	2,400	2,500	2,500
Miscellaneous	0	0	0	0	0
TOTAL REVENUE	1,098,906	3,577,400	3,506,600	3,544,300	3,552,500
BEGINNING FUND BALANCE	0	1,071,792	1,071,792	3,078,392	4,292
TOTAL SOURCES	1,098,906	4,649,192	4,578,392	6,622,692	3,556,792
EXPENDITURES:					
Capital Outlay	27,114	5,035,000	1,500,000	6,618,400	175,000
TOTAL EXPENDITURES	27,114	5,035,000	1,500,000	6,618,400	175,000
ENDING FUND BALANCE	1,071,792	(385,808)	3,078,392	4,292	3,381,792

**CITY OF BROKEN ARROW
FISCAL YEAR 2019 BUDGET & FISCAL YEAR 2020 FINANCIAL PLAN
CAPITAL OUTLAY
STREET SALES TAX FUND
FUND 43**

	PROJECT NUMBER	FISCAL YEAR	
		2019	2020
CAPITAL OUTLAY			
2018 PROJECTS			
2018 CARRYOVER STREET PROJECTS:			
WOLF CREEK - CONCRETE REPAIR	ST1806	1,652,100	0
CENTRAL PARK ESTATES/PLAZA STREETS - CONCRETE REPAIR	ST1807	615,000	0
ARROW SUBDIVISION	ST1808	945,000	0
LANCASTER PARK	ST1809	100,000	0
ASPEN CREEK SUBDIVISION	ST1810	290,000	0
CRACK SEALING - CITY WIDE	ST1812	38,000	0
STRIPING - CITY WIDE	ST1813	90,000	0
		3,730,100	0
2019 STREET PROJECTS:			
HIDDEN SPRINGS		400,000	0
WEDGEWOOD		394,000	0
INDIAN SPRINGS		300,000	0
NEW TULSA ESTATES AMENDED		200,300	0
CITY WIDE STRIPING		200,000	0
23RD - KENOSHA TO ALBANY		195,000	0
CITY WIDE CRACK SEAL		100,000	0
ANGUS ACRES		155,000	0
KENWOOD HILLS		145,000	0
VANDEVER 6TH		134,000	0
FOSTER LEWIS		125,000	0
6100 CENTER	ST1811	15,000	0
ASPEN POND		50,000	0
CARRIAGE CROSSING		50,000	0
CEDAR SPRINGS		50,000	0
ANNUAL STREET MAINTENANCE		100,000	100,000
ANNUAL SIDEWALK MAINTENANCE		75,000	75,000
FOREST RIDGE		50,000	0
MILLCENT POND		50,000	0
SOUTH BROOK		50,000	0
STACEY LYNN VI		50,000	0
		2,888,300	175,000
TOTAL CAPITAL OUTLAY		6,618,400	175,000

**CITY OF BROKEN ARROW
FISCAL YEAR 2019 BUDGET & FISCAL YEAR 2020 FINANCIAL PLAN
POLICE SALES TAX FUND
FUND 44**

Description:

A Special Revenue Fund created for the purpose of funding the staffing of public safety personnel and the acquisition of and replacement of public safety vehicles, equipment, technology and apparatus including the installation of traffic controls devices and signalization. The funding for this fund will come from one-half of the three tenths of one percent (0.30%) tax effective January 1, 2017 as well as the transfer of 36.7% of General Fund revenues exclusive of Other Financing sources. The other half of the tax will be accounted for in the Fire Sales Tax Fund (Fund 045). Expenditures prior to Fiscal Year 2017 were recorded in the General Fund and are shown for comparison purposes only.

PURPOSE:

To create an atmosphere of safety and security in the community by providing a continuation of proactive police service to all citizens. Functions of the department include preserving the peace, apprehending criminal offenders, recognizing that crime prevention and reduction of fear is a priority, committing to professionalism in all aspects of departmental operations and maintaining the highest standard of integrity. The Department operates under the philosophy of community policing. The Department provides additional law enforcement support services such as emergency communications, records management, jail services and animal control.

FINANCIAL HIGHLIGHTS

DESCRIPTION	ACTUAL 2017	BUDGET 2018	ESTIMATED ACTUAL 2018	BUDGET 2019	FINANCIAL PLAN 2020
REVENUES:					
Sales Tax	658,872	2,145,000	2,102,502	2,123,530	2,177,200
Intergovernmental	88,611	0	106,976	100,000	100,000
Interest	778	1,000	2,000	2,100	2,200
Miscellaneous	24,686	0	22,133	23,500	10,000
TOTAL REVENUE	772,947	2,146,000	2,233,611	2,249,130	2,289,400
OTHER FINANCING SOURCES					
Transfers In:					
General Fund	20,624,338	21,011,800	21,266,497	21,617,988	22,069,900
E-911	720,000	720,000	720,000	720,000	720,000
TOTAL OTHER FINANCING SOURCES	21,344,338	21,731,800	21,986,497	22,337,988	22,789,900
TOTAL REVENUES AND OTHER SOURCES	22,117,285	23,877,800	24,220,108	24,587,118	25,079,300
BEGINNING FUND BALANCE	0	1,552,687	1,552,687	2,746,145	4,868,162
TOTAL SOURCES	22,117,285	25,430,487	25,772,795	27,333,263	29,947,462
PERSONAL SERVICES:					
SALARIES & WAGES	12,764,110	13,362,700	13,163,500	13,945,541	14,364,232
EMPLOYEE BENEFITS	5,446,263	6,238,400	5,632,400	5,891,260	6,103,107
TOTAL PERSONAL SERVICES	18,210,373	19,601,100	18,795,900	19,836,801	20,467,339
OTHER SERVICES & CHARGES					
PROF & TECH SERVICES	163,594	206,900	205,200	196,400	245,500
PROPERTY SERVICES	539,551	641,200	642,050	676,800	705,000
OTHER SERVICES	605,001	761,600	729,200	695,400	714,100
TOTAL OTHER SERVICES & CHARGES	1,308,146	1,609,700	1,576,450	1,568,600	1,664,600
MATERIALS & SUPPLIES	836,761	987,700	854,300	967,600	954,600
CAPITAL OUTLAY	209,318	1,850,000	1,800,000	92,100	0
TOTAL	20,564,598	24,048,500	23,026,650	22,465,101	23,086,539
ENDING FUND BALANCE	1,552,687	1,381,987	2,746,145	4,868,162	6,860,923

**CITY OF BROKEN ARROW
GENERAL FUND
POLICE DEPARTMENT
Police Division**

ACCOUNT NUMBER/DESCRIPTION	FISCAL YEAR	FISCAL YEAR	FISCAL YEAR	FISCAL YEAR	FISCAL YEAR
	2017	2018	2018	2019	2020
	ACTUAL	BUDGET	ESTIMATED	BUDGET	FINANCIAL
			ACTUAL		PLAN
044-3001-421.10-04 REGULAR	10,000,861	10,654,500	10,345,400	11,119,546	11,489,561
044-3001-421.10-05 VARIABLE PAY PROGRAM	953	5,000	5,000	2,500	2,500
044-3001-421.10-08 PART TIME & TEMPORARY	39,954	42,900	42,900	62,810	46,323
044-3001-421.10-10 COMPENSATORY TIME (OT)	79,413	0	79,000	0	0
044-3001-421.10-11 OVERTIME	575,552	501,000	602,000	550,000	550,000
044-3001-421.10-19 INJURY PAY	12,318	0	18,000	0	0
SALARIES AND WAGES	10,709,051	11,203,400	11,092,300	11,734,856	12,088,384
044-3001-421.20-10 LONGEVITY	157,775	165,200	158,200	169,700	171,400
044-3001-421.20-12 EDUCATION/PERFORMANCE	122,274	132,700	127,000	135,474	136,830
044-3001-421.20-21 SOCIAL SECURITY	822,036	852,200	872,500	860,607	887,769
044-3001-421.20-22 RETIREMENT	52,341	53,000	42,500	40,353	41,576
044-3001-421.20-23 PENSION (POLICE)	1,262,154	1,337,000	1,290,700	1,413,891	1,461,375
044-3001-421.20-26 INSURANCE	1,909,336	2,396,600	1,987,500	2,081,229	2,166,833
044-3001-421.20-27 UNIFORM MAINTENANCE	455	500	500	466	484
044-3001-421.20-28 UNIFORM ALLOWANCE	187,500	202,500	198,000	186,240	193,923
044-3001-421.20-41 CELL PHONE ALLOWANCE	1,881	2,400	1,900	2,794	1,672
EMPLOYEE BENEFITS	4,515,752	5,142,100	4,678,800	4,890,754	5,061,862
PERSONAL SERVICES	15,224,803	16,345,500	15,771,100	16,625,610	17,150,246
044-3001-421.30-11 REG. FEES & CERTIFICATION	47,146	46,500	53,500	56,500	56,500
044-3001-421.30-85 MEMBERSHIP DUES	3,427	3,700	3,700	4,800	4,800
044-3001-421.30-87 PROFESSIONAL SERVICES	63,216	66,700	67,700	47,700	83,000
PROF & TECH SERVICES	113,789	116,900	124,900	109,000	144,300
044-3001-421.40-07 BUILDING MAINTENANCE	106,618	100,000	95,000	105,900	107,600
044-3001-421.40-20 VEHICLE REPAIR	49,283	53,700	53,700	53,700	53,700
044-3001-421.40-28 MISC. CONTRACT SERVICES	1,314	1,600	1,600	0	0
044-3001-421.40-29 OTHER EQUIPMENT REPAIR	1,598	3,000	3,000	2,000	2,500
044-3001-421.40-32 EQUIPMENT RENTAL	0	0	0	0	0
044-3001-421.40-33 OTHER RENTAL	8,032	14,100	12,100	10,000	10,000
044-3001-421.40-55 MAINTENANCE SERVICES	106,381	197,900	200,700	204,000	204,000
PROPERTY SERVICES	273,226	370,300	366,100	375,600	377,800

**CITY OF BROKEN ARROW
GENERAL FUND
POLICE DEPARTMENT
Police Division**

ACCOUNT NUMBER/DESCRIPTION	FISCAL YEAR	FISCAL YEAR	FISCAL YEAR	FISCAL YEAR	FISCAL YEAR
	2017	2018	2018	2019	2020
	ACTUAL	BUDGET	ESTIMATED	BUDGET	FINANCIAL PLAN
044-3001-421.50-03 TRAVEL & EXPENSES	38,444	46,100	46,100	46,100	57,100
044-3001-421.50-10 SERVICE CONTRACT	35,600	36,600	35,600	36,600	36,600
044-3001-421.50-22 TELEPHONE	244,430	352,700	345,000	300,000	300,000
044-3001-421.50-23 OTHER UTILITIES	2,501	5,100	5,100	3,000	3,000
044-3001-421.50-24 UTILITIES (ONG)	24,713	35,400	35,400	30,000	32,000
044-3001-421.50-25 UTILITIES (PSO)	159,948	165,000	165,000	160,000	160,000
044-3001-421.50-30 HAZARDOUS WASTE DISPOSAL	0	2,500	0	0	0
044-3001-421.50-36 PRINTING SERVICES	554	200	200	200	200
044-3001-421.50-39 POSTAGE	197	300	300	300	500
044-3001-421.50-54 OUTSIDE DATA SERVICES	59,822	42,600	42,600	54,100	54,100
044-3001-421.50-86 MISCELLANEOUS	2,760	3,000	3,000	3,000	3,000
010-3001-421.50-89 EMPLOYEE/CITIZEN ACTIVITY	13,056	16,400	16,400	15,000	15,000
OTHER SERVICES	582,025	705,900	694,700	648,300	661,500
OTHER SERVICES & CHARGES	969,040	1,193,100	1,185,700	1,132,900	1,183,600
044-3001-421.60-03 OFFICE SUPPLIES	11,910	14,700	14,700	12,000	15,000
044-3001-421.60-10 UNIFORMS	46,122	79,200	50,000	60,000	60,000
044-3001-421.60-11 PROTECTIVE CLOTHING	21,568	33,400	33,400	40,000	35,300
044-3001-421.60-18 BLDG MATERIAL & SUPPLIES	7,988	7,200	7,200	8,000	8,000
044-3001-421.60-19 TIRES & TUBES	39,601	35,300	35,300	35,300	35,300
044-3001-421.60-20 VEHICLE REPAIR PARTS	85,781	118,200	102,000	118,200	118,200
044-3001-421.60-21 FUEL & LUBRICANTS	252,003	250,000	240,000	260,000	260,000
044-3001-421.60-23 MATERIAL & SUPPLIES	33,775	47,100	47,100	40,000	40,000
044-3001-421.60-24 OTHER EQUIPMENT	112,106	70,600	47,400	88,800	61,300
044-3001-421.60-28 BOOKS, MAGS, & SUBSCRIPT.	656	3,500	3,400	4,100	4,100
044-3001-421.60-30 JANITORIAL SUPPLIES	889	1,200	900	1,000	1,200
044-3001-421.60-31 OTHER EQUIP PARTS/MAINT	18	0	0	0	0
044-3001-421.60-32 FIRING RANGE SUPPLIES	123,216	138,200	137,000	130,000	135,000
044-3001-421.60-47 CANINE UNIT EXPENSE	2,123	5,300	5,300	5,900	5,900
044-3001-421.60-50 RADIO MAINTENANCE	903	0	700	1,000	0
044-3001-421.60-55 PHOTO LAB & INVESTIGATION	4,080	7,900	7,900	8,400	8,100
MATERIALS & SUPPLIES	742,739	811,800	732,300	812,700	787,400
POLICE	16,936,582	18,350,400	17,689,100	18,571,210	19,121,246

**CITY OF BROKEN ARROW
GENERAL FUND
POLICE DEPARTMENT
Communications Division**

ACCOUNT NUMBER/DESCRIPTION	FISCAL YEAR 2017 ACTUAL	FISCAL YEAR 2018 BUDGET	FISCAL YEAR 2018 ESTIMATED ACTUAL	FISCAL YEAR 2019 BUDGET	FISCAL YEAR 2020 FINANCIAL PLAN
044-3006-421.10-04 REGULAR	1,009,390	1,109,000	1,028,600	1,138,568	1,173,913
044-3006-421.10-05 VARIABLE PAY PROGRAM	1,252	0	0	0	0
044-3006-421.10-11 OVERTIME	110,058	65,000	73,000	65,000	65,000
044-3006-421.10-19 INJURY PAY	2,707	0	0	0	0
SALARIES AND WAGES	1,123,407	1,174,000	1,101,600	1,203,568	1,238,913
044-3006-421.20-10 LONGEVITY	21,508	22,300	19,800	18,900	19,089
044-3006-421.20-12 EDUCATION/PERFORMANCE	5,338	5,600	5,900	7,098	7,169
044-3006-421.20-21 SOCIAL SECURITY	84,882	86,400	86,000	86,007	88,635
044-3006-421.20-22 RETIREMENT	92,482	91,300	90,800	93,807	96,700
044-3006-421.20-23 PENSION (POLICE)	28,445	28,500	28,500	29,088	29,997
044-3006-421.20-26 INSURANCE	228,830	324,800	239,500	270,704	281,791
044-3006-421.20-28 UNIFORM ALLOWANCE	3,000	3,000	3,000	2,910	3,030
044-3006-421.20-41 CELL PHONE ALLOWANCE	531	600	500	931	557
EMPLOYEE BENEFITS	465,016	562,500	474,000	509,445	526,968
PERSONAL SERVICES	1,588,423	1,736,500	1,575,600	1,713,013	1,765,881
044-3006-421.30-11 REG. FEES & CERTIFICATION	9,725	17,700	17,700	17,700	23,500
044-3006-421.30-85 MEMBERSHIP DUES	413	1,400	1,400	1,300	1,300
044-3006-421.30-87 PROFESSIONAL SERVICES	3,184	3,800	3,800	5,000	5,200
PROF & TECH SERVICES	13,322	22,900	22,900	24,000	30,000
044-3006-421.40-50 RADIO MAINTENANCE-OUTSIDE	1,562	2,000	4,000	2,000	3,000
044-3006-421.40-55 MAINTENANCE SERVICES	239,753	249,800	249,800	279,000	302,000
PROPERTY SERVICES	241,315	251,800	253,800	281,000	305,000
044-3006-421.50-03 TRAVEL & EXPENSES	2,176	4,200	4,200	11,200	12,700
044-3006-421.50-54 OUTSIDE DATA SERVICES	4,500	29,000	5,000	12,000	15,000
044-3006-421.50-86 MISCELLANEOUS	0	1,000	1,000	1,000	1,000
OTHER SERVICES	6,676	34,200	10,200	24,200	28,700
OTHER SERVICES & CHARGES	261,313	308,900	286,900	329,200	363,700
044-3006-421.60-03 OFFICE SUPPLIES	2,339	3,000	3,000	3,000	3,000
044-3006-421.60-10 UNIFORMS	8,057	9,400	3,000	10,500	11,700
044-3006-421.60-23 MATERIAL & SUPPLIES	1,866	5,200	2,500	5,200	5,200
044-3006-421.60-24 OTHER EQUIPMENT	6,206	13,700	3,500	8,000	10,000
044-3006-421.60-28 BOOKS, MAGS, & SUBSCRIPT.	956	5,600	500	5,600	5,600
044-3006-421.60-50 RADIO MAINTENANCE	157	7,100	7,100	7,100	8,000
MATERIAL & SUPPLIES	19,581	44,000	19,600	39,400	43,500
COMMUNICATIONS	1,869,317	2,089,400	1,882,100	2,081,613	2,173,081

**CITY OF BROKEN ARROW
GENERAL FUND
POLICE DEPARTMENT
Jail Division**

ACCOUNT NUMBER/DESCRIPTION	FISCAL YEAR		FISCAL YEAR	FISCAL YEAR	
	2017	2018	2018	2019	2020
	ACTUAL	BUDGET	ESTIMATED	BUDGET	FINANCIAL PLAN
044-3008-421.10-04 REGULAR	539,983	560,500	515,800	548,827	565,866
044-3008-421.10-05	0	0	900	0	0
044-3008-421.10-08 PART TIME & TEMPORARY	1,080	7,100	2,000	7,160	7,381
044-3008-421.10-11 OVERTIME	39,495	38,000	40,000	38,000	38,000
044-3008-421.10-19 INJURY PAY	0	0	0	0	0
SALARIES AND WAGES	580,558	605,600	558,700	593,987	611,247
044-3008-421.20-10 LONGEVITY	5,653	5,100	2,900	3,300	3,333
044-3008-421.20-12 EDUCATION/PERFORMANCE	2,461	2,400	1,800	3,000	3,030
044-3008-421.20-21 SOCIAL SECURITY	43,815	44,300	43,400	41,014	42,270
044-3008-421.20-22 RETIREMENT	59,426	58,600	57,400	56,192	57,951
044-3008-421.20-26 INSURANCE	158,903	204,900	152,900	171,675	178,718
044-3008-421.20-27 UNIFORM MAINTENANCE	11,203	14,000	9,000	6,984	7,271
EMPLOYEE BENEFITS	281,461	329,300	267,400	282,165	292,573
PERSONAL SERVICES	862,019	934,900	826,100	876,152	903,820
044-3008-421.30-11 REG. FEES & CERTIFICATION	620	6,800	4,000	6,000	6,000
044-3008-421.30-84 MEDICAL VACCINATION	0	200	0	200	200
044-3008-421.30-85 MEMBERSHIP DUES	50	400	200	400	400
044-3008-421.30-87 PROFESSIONAL SERVICES	11,083	16,000	16,300	18,100	19,100
PROF & TECH SERVICES	11,753	23,400	20,500	24,700	25,700
044-3008-421.40-07 BUILDING MAINTENANCE	12,076	7,900	13,400	9,900	9,900
044-3008-421.40-33 OTHER RENTAL	841	1,000	1,000	1,000	1,000
044-3008-421.40-55 MAINTENANCE SERVICES	485	500	1,500	1,500	1,500
PROPERTY SERVICES	13,402	9,400	15,900	12,400	12,400
044-3008-421.50-03 TRAVEL & EXPENSES	0	300	4,000	1,500	1,500
OTHER SERVICES	0	300	4,000	1,500	1,500
OTHER SERVICES & CHARGES	25,155	33,100	40,400	38,600	39,600
044-3008-421.60-03 OFFICE SUPPLIES	2,016	3,000	3,000	3,000	3,000
044-3008-421.60-10 UNIFORMS	80	5,100	6,000	6,000	6,000
044-3008-421.60-11 PROTECTIVE CLOTHING	2,032	2,400	2,100	2,400	2,400
044-3008-421.60-18 BLDG MATERIAL & SUPPLIES	3,816	1,900	2,000	4,000	4,000
044-3008-421.60-23 MATERIAL & SUPPLIES	34,910	43,000	40,500	43,000	46,000
044-3008-421.60-24 OTHER EQUIPMENT	1,119	2,100	2,100	2,100	2,100
044-3008-421.60-30 JANITORIAL SUPPLIES	2,592	2,500	2,500	2,500	2,500
MATERIALS & SUPPLIES	46,565	60,000	58,200	63,000	66,000
JAIL OPERATIONS	933,739	1,028,000	924,700	977,752	1,009,420

**CITY OF BROKEN ARROW
GENERAL FUND
POLICE DEPARTMENT
Animal Control Division**

ACCOUNT NUMBER/DESCRIPTION	FISCAL YEAR	FISCAL YEAR	FISCAL YEAR	FISCAL YEAR	FISCAL YEAR
	2017	2018	2018	2019	2020
	ACTUAL	BUDGET	ESTIMATED	BUDGET	FINANCIAL PLAN
044-3009-421.10-04 REGULAR	239,071	267,400	285,000	291,564	300,615
044-3009-421.10-05 VARIABLE PAY PROGRAM	745	0	0	0	0
044-3009-421.10-11 OVERTIME	7,060	7,600	10,000	7,600	7,600
044-3009-421.10-19 INJURY PAY	0	0	2,000	0	0
SALARIES AND WAGES	246,876	275,000	297,000	299,164	308,215
044-3009-421.20-10 LONGEVITY	3,700	4,100	5,300	5,800	5,858
044-3009-421.20-21 SOCIAL SECURITY	17,788	20,400	22,800	21,622	22,286
044-3009-421.20-22 RETIREMENT	25,441	27,600	31,100	30,330	31,284
044-3009-421.20-26 INSURANCE	88,450	100,300	96,200	92,217	101,203
044-3009-421.20-27 UNIFORM MAINTENANCE	4,706	4,500	4,500	6,111	6,363
EMPLOYEE BENEFITS	140,085	156,900	159,900	156,080	166,994
PERSONAL SERVICES	386,961	431,900	456,900	455,244	475,209
044-3009-421.30-11 REG. FEES & CERTIFICATION	266	1,200	1,200	1,200	1,200
044-3009-421.30-84 MEDICAL VACCINATION	0	2,300	500	2,300	2,300
044-3009-421.30-87 PROFESSIONAL SERVICES	24,355	40,000	35,000	35,000	42,000
PROF & TECH SERVICES	24,621	43,500	36,700	38,500	45,500
044-3009-421.40-07 BUILDING MAINTENANCE	10,275	4,000	4,000	4,000	6,000
044-3009-421.40-20 VEHICLE REPAIR	500	2,000	500	1,000	1,000
044-3009-421.40-29 OTHER EQUIPMENT REPAIR	228	1,600	500	1,000	1,000
044-3009-421.40-33 OTHER RENTAL	532	1,600	1,000	1,600	1,600
044-3009-421.40-55 MAINTENANCE SERVICES	73	500	250	200	200
PROPERTY SERVICES	11,608	9,700	6,250	7,800	9,800
044-3009-421.50-03 TRAVEL & EXPENSES	0	2,200	200	1,200	2,200
044-3009-421.50-22 TELEPHONE	1,078	0	1,100	1,200	1,200
044-3009-421.50-25 UTILITIES (PSO)	15,222	19,000	19,000	19,000	19,000
OTHER SERVICES	16,300	21,200	20,300	21,400	22,400
OTHER SERVICES & CHARGES	52,529	74,400	63,250	67,700	77,700

**CITY OF BROKEN ARROW
GENERAL FUND
POLICE DEPARTMENT
Animal Control Division**

ACCOUNT NUMBER/DESCRIPTION	FISCAL YEAR	FISCAL YEAR	FISCAL YEAR	FISCAL YEAR	FISCAL YEAR
	2017	2018	2018	2019	2020
	ACTUAL	BUDGET	ESTIMATED	BUDGET	FINANCIAL
			ACTUAL		PLAN
044-3009-421.60-03 OFFICE SUPPLIES	435	1,200	800	1,200	1,200
044-3009-421.60-10 UNIFORMS	656	6,200	2,000	2,200	3,000
044-3009-421.60-11 PROTECTIVE CLOTHING	204	2,200	1,200	2,200	2,200
044-3009-421.60-18 BLDG MATERIAL & SUPPLIES	923	1,600	2,300	1,800	1,800
044-3009-421.60-19 TIRES & TUBES	969	1,400	1,000	1,000	1,400
044-3009-421.60-20 VEHICLE REPAIR PARTS	1,667	4,100	4,100	3,100	4,100
044-3009-421.60-21 FUEL & LUBRICANTS	5,969	7,000	7,000	7,000	7,000
044-3009-421.60-23 MATERIAL & SUPPLIES	13,568	32,200	21,000	25,000	28,000
044-3009-421.60-24 OTHER EQUIPMENT	1,277	8,300	500	3,000	3,000
044-3009-421.60-30 JANITORIAL SUPPLIES	764	2,300	1,500	2,300	2,300
044-3009-421.60-50 RADIO MAINTENANCE	0	0	200	0	0
MATERIAL & SUPPLIES	<u>26,432</u>	<u>66,500</u>	<u>41,600</u>	<u>48,800</u>	<u>54,000</u>
ANIMAL CONTROL	<u>465,922</u>	<u>572,800</u>	<u>561,750</u>	<u>571,744</u>	<u>606,909</u>

**CITY OF BROKEN ARROW
GENERAL FUND
POLICE DEPARTMENT
Records Division**

ACCOUNT NUMBER/DESCRIPTION	FISCAL YEAR	FISCAL YEAR	FISCAL YEAR	FISCAL YEAR	FISCAL YEAR
	2017	2018	2018	2019	2020
	ACTUAL	BUDGET	ESTIMATED	BUDGET	FINANCIAL
			ACTUAL		PLAN
044-3010-421.10-04 REGULAR	103,773	103,700	111,200	112,966	116,473
044-3010-421.10-05 VARIABLE PAY PROGRAM	0	0	2,000	0	0
044-3010-421.10-11 OVERTIME	0	1,000	700	1,000	1,000
044-3010-421.10-19 INJURY PAY	445	0	0	0	0
SALARIES AND WAGES	104,218	104,700	113,900	113,966	117,473
044-3010-421.20-10 LONGEVITY	1,700	2,300	2,300	2,500	2,525
044-3010-421.20-12 EDUCATION/PERFORMANCE	250	0	0	0	0
044-3010-421.20-21 SOCIAL SECURITY	7,529	8,100	8,000	8,076	8,321
044-3010-421.20-22 RETIREMENT	10,544	10,600	11,000	11,539	11,901
044-3010-421.20-26 INSURANCE	23,926	26,600	31,000	30,701	31,963
EMPLOYEE BENEFITS	43,949	47,600	52,300	52,816	54,710
PERSONAL SERVICES	148,167	152,300	166,200	166,782	172,183
044-3010-421.30-11 REG. FEES & CERTIFICATION	26	200	200	200	200
044-3010-421.30-87 PROFESSIONAL SERVICES	83	0	0	0	0
PROF & TECH SERVICES	109	200	200	200	200
OTHER SERVICES & CHARGES	109	200	200	200	200
044-3010-421.60-03 OFFICE SUPPLIES	1,411	2,200	1,500	2,200	2,200
044-3010-421.60-23 MATERIAL & SUPPLIES	33	2,200	100	500	500
044-3010-421.60-24 OTHER EQUIPMENT	0	1,000	1,000	1,000	1,000
MATERIALS & SUPPLIES	1,444	5,400	2,600	3,700	3,700
RECORDS	149,720	157,900	169,000	170,682	176,083
POLICE	20,355,280	22,198,500	21,226,650	22,373,001	23,086,739

**CITY OF BROKEN ARROW
FISCAL YEAR 2019 BUDGET & FISCAL YEAR 2020 FINANCIAL PLAN
CAPITAL OUTLAY
POLICE SALES TAX FUND
FUND 44**

	PROJECT NUMBER	FISCAL YEAR	
		2019	2020
CAPITAL OUTLAY			
2019 BUILDING MAINTENANCE SUGGESTED PROJECTS			
TRAINING CENTER LIGHT REPAIR		5,000	0
PUBLIC SAFETY COMPLEX ADD HVAC (IT ROOM)		75,000	0
THREE WATER HEATERS AT TRAINING CENTER		12,100	0
TOTAL CAPITAL OUTLAY		92,100	0

**CITY OF BROKEN ARROW
FISCAL YEAR 2019 BUDGET & FISCAL YEAR 2020 FINANCIAL PLAN
FIRE SALES TAX FUND
FUND 45**

DIVISIONS:

Fire Suppression

Emergency Medical Services

Fire Prevention

Training

Description:

A Special Revenue Fund created for the purpose of funding the staffing of public safety personnel and the acquisition of and replacement of public safety vehicles, equipment, technology and apparatus. The funding will come from one-half of the three tenths of one percent (0.30%) tax effective January 1, 2017 as well as the transfer of 30.7% of General Fund Revenues exclusive of Other Financing Sources. The other half of the tax will be accounted for in the Police Sales Tax Fund (Fund 044) Expenditures prior to Fiscal Year 2017 were recorded in the General Fund and are and are included for comparison purposes only.

PURPOSE:

To protect the life, health, property and the environment of the community by delivering quality fire safety services through the Fire Suppression, Fire Prevention and Emergency Medical Services. These are met through promoting fire safety education to community; responding promptly to rescues, fires and medical emergencies; and ensuring that Department actions are safe, professional and in harmony with the needs of the community.

FINANCIAL HIGHLIGHTS

DESCRIPTION	ACTUAL 2017	BUDGET 2018	ESTIMATED ACTUAL 2018	BUDGET 2019	FINANCIAL PLAN 2020
REVENUES:					
Sales Tax	658,872	2,145,000	2,102,502	2,125,080	2,175,000
Intergovernmental	510,610	1,121,170	1,660,610	517,900	0
Interest/Donations	4,132	1,000	3,050	2,700	2,000
TOTAL REVENUE	1,173,614	3,267,170	3,766,162	2,645,680	2,177,000
OTHER FINANCING SOURCES					
Transfers In:					
General Fund	17,088,769	17,576,600	17,789,685	18,083,712	18,434,000
TOTAL OTHER FINANCING SOURCES	17,088,769	17,576,600	17,789,685	18,083,712	18,434,000
TOTAL REVENUES AND OTHER SOURCES	18,262,383	20,843,770	21,555,847	20,729,392	20,611,000
BEGINNING FUND BALANCE	0	(123,136)	(123,136)	324,711	637,492
TOTAL SOURCES	18,262,383	20,720,634	21,432,711	21,054,103	21,248,492
PERSONAL SERVICES:					
SALARIES & WAGES	11,976,313	12,702,000	12,975,500	13,219,782	13,664,231
EMPLOYEE BENEFITS	4,685,814	4,955,500	5,206,500	5,199,829	5,376,978
TOTAL PERSONAL SERVICES	16,662,127	17,657,500	18,182,000	18,419,611	19,041,209
OTHER SERVICES & CHARGES					
PROF & TECH SERVICES	247,660	293,500	309,900	322,500	331,600
PROPERTY SERVICES	440,203	409,200	405,800	416,500	426,400
OTHER SERVICES	143,315	153,300	157,300	161,600	163,900
TOTAL OTHER SERVICES & CHARGES	831,178	856,000	873,000	900,600	921,900
MATERIALS & SUPPLIES	705,398	742,800	744,200	795,900	826,000
CAPITAL OUTLAY	186,816	1,714,286	1,308,800	300,500	175,000
TOTAL	18,385,519	20,970,586	21,108,000	20,416,611	20,964,109
ENDING FUND BALANCE	(123,136)	(249,952)	324,711	637,492	284,383

**CITY OF BROKEN ARROW
GENERAL FUND
FIRE DEPARTMENT
Fire Division**

ACCOUNT NUMBER/DESCRIPTION	FISCAL YEAR	FISCAL YEAR	FISCAL YEAR	FISCAL YEAR	FISCAL YEAR
	2017	2018	2018	2019	2020
	ACTUAL	BUDGET	ESTIMATED	BUDGET	FINANCIAL
			ACTUAL		PLAN
045-3501-422.10-04 REGULAR	7,027,186	6,784,600	7,261,600	7,079,333	7,308,003
045-3501-422.10-05 VARIABLE PAY PROGRAM	1,191	1,200	1,200	1,200	1,300
045-3501-422.10-11 OVERTIME	208,021	285,000	226,000	250,000	250,000
045-3501-422.10-12 CALLBACK	147,455	195,000	30,000	150,000	150,000
045-3501-422.10-19 INJURY PAY	80,481	0	100,000	0	0
	<u>7,464,334</u>	<u>7,265,800</u>	<u>7,618,800</u>	<u>7,480,533</u>	<u>7,709,303</u>
045-3501-422.20-10 LONGEVITY	119,833	122,600	117,700	120,600	121,809
045-3501-422.20-12 EDUCATION/PERFORMANCE	297,856	252,900	320,700	313,080	316,216
045-3501-422.20-14 PENSION (FIRE)	1,055,887	982,900	1,125,700	1,033,094	1,066,894
045-3501-422.20-21 SOCIAL SECURITY	123,364	120,800	131,000	120,625	124,475
045-3501-422.20-22 RETIREMENT	11,822	13,800	12,600	12,263	12,646
045-3501-422.20-26 INSURANCE	1,342,773	1,350,500	1,391,600	1,325,726	1,380,409
045-3501-422.20-41 CELL PHONE ALLOWANCE	1,387	1,700	1,300	1,862	1,862
EMPLOYEE BENEFITS	<u>2,952,922</u>	<u>2,845,200</u>	<u>3,100,600</u>	<u>2,927,250</u>	<u>3,024,311</u>
PERSONAL SERVICES	<u>10,417,256</u>	<u>10,111,000</u>	<u>10,719,400</u>	<u>10,407,783</u>	<u>10,733,614</u>
045-3501-422.30-02 PHYSICAL EXAMS	36,334	50,000	50,000	40,000	40,000
045-3501-422.30-11 REG. FEES & CERTIFICATION	53,297	67,000	67,000	67,000	70,000
045-3501-422.30-85 MEMBERSHIP DUES	9,915	12,600	12,600	12,600	12,600
045-3501-422.30-87 PROFESSIONAL SERVICES	89,777	97,000	97,000	115,000	118,500
PROF & TECH SERVICES	<u>189,323</u>	<u>226,600</u>	<u>226,600</u>	<u>234,600</u>	<u>241,100</u>
045-3501-422.40-07 BUILDING MAINTENANCE	43,559	45,000	45,000	45,000	46,000
045-3501-422.40-20 VEHICLE REPAIR	105,200	71,500	55,000	55,000	55,000
045-3501-422.40-28 MISC. CONTRACT SERVICES	3,271	0	600	0	0
045-3501-422.40-29 OTHER EQUIPMENT REPAIR	9,775	10,000	10,000	10,000	10,300
045-3501-422.40-33 OTHER RENTAL	6,975	6,700	6,700	7,000	9,000
045-3501-422.40-50 RADIO MAINTENANCE-OUTSIDE	10,035	7,500	3,000	5,000	5,000
045-3501-422.40-55 MAINTENANCE SERVICES	53,995	65,000	65,000	80,000	80,000
PROPERTY SERVICES	<u>232,810</u>	<u>205,700</u>	<u>185,300</u>	<u>202,000</u>	<u>205,300</u>
045-3501-422.50-03 TRAVEL & EXPENSES	17,053	21,000	21,000	25,000	25,000
045-3501-422.50-22 TELEPHONE	5,509	6,700	5,000	5,000	5,000
045-3501-422.50-23 OTHER UTILITIES	15,111	11,100	9,100	9,100	9,100
045-3501-422.50-24 UTILITIES (ONG)	21,986	27,000	27,000	27,000	27,000
045-3501-422.50-25 UTILITIES (PSO)	55,383	55,000	55,000	55,000	55,000
045-3501-422.50-39 POSTAGE	0	0	1,200	0	0
045-3501-422.50-54 OUTSIDE DATA SERVICES	17,935	8,500	18,000	20,000	20,600
045-3501-422.50-89 EMPLOYEE/CITIZEN ACTIVITY	0	0	1,500	0	0
OTHER SERVICES	<u>132,977</u>	<u>129,300</u>	<u>137,800</u>	<u>141,100</u>	<u>141,700</u>
OTHER SERVICES & CHARGES	<u>555,110</u>	<u>561,600</u>	<u>549,700</u>	<u>577,700</u>	<u>588,100</u>

**CITY OF BROKEN ARROW
GENERAL FUND
FIRE DEPARTMENT
Fire Division**

ACCOUNT NUMBER/DESCRIPTION	FISCAL YEAR	FISCAL YEAR	FISCAL YEAR	FISCAL YEAR	FISCAL YEAR
	2017	2018	2018	2019	2020
	ACTUAL	BUDGET	ESTIMATED	BUDGET	FINANCIAL
			ACTUAL		PLAN
045-3501-422.60-03 OFFICE SUPPLIES	10,074	8,000	6,000	6,000	6,200
045-3501-422.60-10 UNIFORMS	13,499	17,600	17,600	17,600	18,000
045-3501-422.60-11 PROTECTIVE CLOTHING	12,239	22,000	22,000	22,000	22,600
045-3501-422.60-18 BLDG MATERIAL & SUPPLIES	18,222	18,300	18,300	18,300	18,800
045-3501-422.60-19 TIRES & TUBES	15,453	18,900	20,000	20,000	25,000
045-3501-422.60-20 VEHICLE REPAIR PARTS	84,596	92,000	92,000	92,000	92,000
045-3501-422.60-21 FUEL & LUBRICANTS	54,724	55,000	55,000	55,000	56,000
045-3501-422.60-22 HAZMAT TREATMENT MATERIAL	9,155	6,700	6,700	6,700	7,000
045-3501-422.60-23 MATERIAL & SUPPLIES	38,795	35,000	25,000	35,000	35,000
045-3501-422.60-24 OTHER EQUIPMENT	16,650	25,000	20,000	20,000	25,000
045-3501-422.60-28 BOOKS, MAGS, & SUBSCRIPT.	2,706	1,000	1,000	1,000	1,000
045-3501-422.60-30 JANITORIAL SUPPLIES	15,864	16,000	18,500	18,500	19,000
045-3501-422.60-31 OTHER EQUIP PARTS/MAINT	8,656	12,000	10,000	12,000	12,000
045-3501-422.60-50 RADIO MAINTENANCE	4,225	5,500	5,500	5,500	5,500
MATERIALS & SUPPLIES	<u>304,858</u>	<u>333,000</u>	<u>317,600</u>	<u>329,600</u>	<u>343,100</u>
045-3501-422.70-15 CONSTRUCTION	0	0	0	0	
CAPITAL OUTLAY	<u>0</u>	<u>0</u>	<u>0</u>	<u>0</u>	<u>0</u>
FIRE	<u>11,277,224</u>	<u>11,005,600</u>	<u>11,586,700</u>	<u>11,315,083</u>	<u>11,664,814</u>

CITY OF BROKEN ARROW
GENERAL FUND
FIRE DEPARTMENT
Emergency Medical Service Division

ACCOUNT NUMBER/DESCRIPTION	FISCAL YEAR 2017 ACTUAL	FISCAL YEAR 2018 BUDGET	FISCAL YEAR 2018 ESTIMATED ACTUAL	FISCAL YEAR 2019 BUDGET	FISCAL YEAR 2020 FINANCIAL PLAN
045-3502-422.10-04 REGULAR	3,568,227	4,498,400	4,406,800	4,759,533	4,935,411
045-3502-422.10-11 OVERTIME	107,309	95,000	136,500	137,800	142,000
045-3502-422.10-12 CALLBACK	29,681	20,000	18,600	40,000	50,000
045-3502-422.10-19 INJURY PAY	49,665	0	2,000	0	0
SALARIES AND WAGES	<u>3,754,882</u>	<u>4,613,400</u>	<u>4,563,900</u>	<u>4,937,333</u>	<u>5,127,411</u>
045-3502-422.20-10 LONGEVITY	39,400	43,500	43,000	53,300	53,834
045-3502-422.20-12 EDUCATION/PERFORMANCE	129,384	125,600	193,100	198,780	200,771
045-3502-422.20-14 PENSION (FIRE)	544,812	653,400	656,000	700,696	726,679
045-3502-422.20-21 SOCIAL SECURITY	54,557	67,300	68,600	69,481	72,043
045-3502-422.20-26 INSURANCE	697,215	933,700	841,000	963,070	1,002,800
045-3502-422.20-41 CELL PHONE ALLOWANCE	531	600	500	931	931
EMPLOYEE BENEFITS	<u>1,465,899</u>	<u>1,824,100</u>	<u>1,802,200</u>	<u>1,986,258</u>	<u>2,057,058</u>
PERSONAL SERVICES	<u>5,220,781</u>	<u>6,437,500</u>	<u>6,366,100</u>	<u>6,923,591</u>	<u>7,184,469</u>
045-3502-422.30-11 REG. FEES & CERTIFICATION	4,453	8,000	8,000	10,000	10,300
045-3502-422.30-85 MEMBERSHIP DUES	284	300	300	300	400
045-3502-422.30-87 PROFESSIONAL SERVICES	41,302	42,000	50,000	50,000	51,500
PROF & TECH SERVICES	<u>46,039</u>	<u>50,300</u>	<u>58,300</u>	<u>60,300</u>	<u>62,200</u>
045-3502-422.40-20 VEHICLE REPAIR	4,925	15,000	26,000	26,000	27,000
045-3502-422.40-28 MISC. CONTRACT SERVICES	171,613	150,000	150,000	150,000	154,500
045-3502-422.40-29 OTHER EQUIPMENT REPAIR	0	2,000	1,000	1,000	1,000
045-3502-422.40-55 MAINTENANCE SERVICES	28,261	35,000	40,000	35,000	36,100
PROPERTY SERVICES	<u>204,799</u>	<u>202,000</u>	<u>217,000</u>	<u>212,000</u>	<u>218,600</u>
045-3502-422.50-03 TRAVEL & EXPENSES	2,103	5,500	5,500	5,500	6,000
04510-3502-422.50-54 OUTSIDE DATA SERVICES	5,946	7,000	7,000	7,000	7,200
OTHER SERVICES	<u>8,049</u>	<u>12,500</u>	<u>12,500</u>	<u>12,500</u>	<u>13,200</u>
OTHER SERVICES & CHARGES	<u>258,887</u>	<u>264,800</u>	<u>287,800</u>	<u>284,800</u>	<u>294,000</u>

CITY OF BROKEN ARROW
GENERAL FUND
FIRE DEPARTMENT
Emergency Medical Service Division

ACCOUNT NUMBER/DESCRIPTION	FISCAL YEAR	FISCAL YEAR	FISCAL YEAR	FISCAL YEAR	FISCAL YEAR
	2017	2018	2018	2019	2020
	ACTUAL	BUDGET	ESTIMATED	BUDGET	FINANCIAL
			ACTUAL		PLAN
045-3502-422.60-03 OFFICE SUPPLIES	2,962	3,000	3,000	3,000	3,100
045-3502-422.60-10 UNIFORMS	34	0	0	0	0
045-3502-422.60-19 TIRES & TUBES	15,190	10,000	12,500	10,000	10,300
045-3502-422.60-20 VEHICLE REPAIR PARTS	46,406	55,000	55,000	55,000	56,700
045-3502-422.60-21 FUEL & LUBRICANTS	51,806	50,000	50,000	50,000	51,500
045-3502-422.60-23 MATERIAL & SUPPLIES	226,838	220,000	230,000	250,000	257,500
045-3502-422.60-24 OTHER EQUIPMENT	23,886	25,000	25,000	28,000	28,900
045-3502-422.60-28 BOOKS, MAGS, & SUBSCRIPT.	446	1,000	1,000	1,000	1,000
045-3502-422.60-31 OTHER EQUIP PARTS/MAINT	401	3,000	1,000	3,000	3,000
045-3502-422.60-50 RADIO MAINTENANCE	1,320	500	600	500	500
MATERIAL & SUPPLIES	369,289	367,500	378,100	400,500	412,500
045-3502-422.70-02 MOTOR VEHICLES	0	225,000	933,000	0	0
045-3502-422.70-17 MISC CAPITAL OUTLAY	167,116	328,108	356,100	0	0
045-3502-422.70-18 COMMUNICATIONS EQUIPMENT	19,700		19,700	0	0
CAPITAL OUTLAY	186,816	553,108	1,308,800	0	0
EMERGENCY MEDICAL SERVICE	6,035,773	7,622,908	8,340,800	7,608,891	7,890,969

**CITY OF BROKEN ARROW
GENERAL FUND
FIRE DEPARTMENT
Training Division**

ACCOUNT NUMBER/DESCRIPTION	FISCAL YEAR 2017 ACTUAL	FISCAL YEAR 2018 BUDGET	FISCAL YEAR 2018 ESTIMATED ACTUAL	FISCAL YEAR 2019 BUDGET	FISCAL YEAR 2020 FINANCIAL PLAN
045-3503-422.10-04 REGULAR	289,425	297,900	257,500	275,671	284,230
045-3503-422.10-11 OVERTIME	1,018	1,500	500	1,500	1,600
045-3503-422.10-12 CALLBACK	1,291	0	2,400	2,000	2,100
045-3503-422.10-19 INJURY PAY	0	900	0	0	0
SALARIES AND WAGES	291,734	300,300	260,400	279,171	287,930
045-3503-422.20-10 LONGEVITY	5,450	4,900	4,400	3,100	3,131
045-3503-422.20-12 EDUCATION/PERFORMANCE	11,998	11,100	11,100	9,600	9,697
045-3503-422.20-14 PENSION (FIRE)	43,121	44,000	38,900	40,449	41,666
045-3503-422.20-21 SOCIAL SECURITY	4,393	4,500	3,900	4,054	4,174
045-3503-422.20-26 INSURANCE	34,004	36,000	36,000	45,640	47,523
045-3503-422.20-41 CELL PHONE ALLOWANCE	531	600	600	931	931
EMPLOYEE BENEFITS	99,497	101,100	94,900	103,774	107,122
PERSONAL SERVICES	391,231	401,400	355,300	382,945	395,052
045-3503-422.30-11 REG. FEES & CERTIFICATION	5,663	8,000	15,000	20,000	20,600
045-3503-422.30-85 MEMBERSHIP DUES	0	600	2,000	600	600
045-3503-422.30-87 PROFESSIONAL SERVICES	3,089	3,000	3,000	3,000	3,100
PROF & TECH SERVICES	8,752	11,600	20,000	23,600	24,300
045-3503-422.40-20 VEHICLE REPAIR	877	0	3,000	1,000	1,000
PROPERTY SERVICES	877	0	3,000	1,000	1,000
045-3503-422.50-03 TRAVEL & EXPENSES	50	4,000	4,000	4,000	5,000
045-3503-422.50-23 OTHER UTILITIES	1,440	0	0	0	0
045-3503-422.50-36 PRINTING SERVICES	210	0	0	0	0
OTHER SERVICES	1,700	4,000	4,000	4,000	5,000
OTHER SERVICES & CHARGES	11,329	15,600	27,000	28,600	30,300
045-3503-422.60-03 OFFICE SUPPLIES	1,380	2,000	2,000	2,000	2,100
045-3503-422.60-10 UNIFORMS	0	0	13,500	13,500	13,500
045-3503-422.60-19 TIRES & TUBES	3,345	2,500	1,500	2,500	2,600
045-3503-422.60-20 VEHICLE REPAIR PARTS	1,278	1,000	2,000	1,500	1,500
045-3503-422.60-21 FUEL & LUBRICANTS	5,311	4,600	4,600	4,600	4,700
045-3503-422.60-23 MATERIAL & SUPPLIES	4,391	4,000	4,000	12,000	12,400
045-3503-422.60-24 OTHER EQUIPMENT	2,645	1,000	3,500	5,000	5,200
045-3503-422.60-28 BOOKS, MAGS, & SUBSCRIPT.	3,452	4,000	3,000	6,500	6,700
045-3503-422.60-50 RADIO MAINTENANCE	196	0	0	500	500
MATERIAL & SUPPLIES	21,998	19,100	34,100	48,100	49,200
TRAINING	424,558	436,100	416,400	459,645	474,552

**CITY OF BROKEN ARROW
GENERAL FUND
FIRE DEPARTMENT
Fire Prevention Division**

ACCOUNT NUMBER/DESCRIPTION	FISCAL YEAR	FISCAL YEAR	FISCAL YEAR	FISCAL YEAR	FISCAL YEAR
	2017	2018	2018	2019	2020
	ACTUAL	BUDGET	ESTIMATED	BUDGET	FINANCIAL
			ACTUAL		PLAN
045-3504-422.10-04 REGULAR	413,812	481,200	508,800	497,818	514,135
045-3504-422.10-08 PART TIME & TEMPORARY	7,648	16,300	13,500	16,927	17,452
045-3504-422.10-11 OVERTIME	4,724	10,000	4,000	8,000	8,000
045-3504-422.10-12 CALLBACK	6,416	15,000	6,000	0	0
045-3504-422.10-19 INJURY PAY	32,763	0	100	0	0
SALARIES AND WAGES	465,363	522,500	532,400	522,745	539,587
045-3504-422.20-10 LONGEVITY	10,550	9,500	11,700	9,400	9,493
045-3504-422.20-12 EDUCATION/PERFORMANCE	12,430	12,100	11,500	13,200	13,332
045-3504-422.20-14 PENSION (FIRE)	58,995	64,100	69,200	66,624	68,729
045-3504-422.20-21 SOCIAL SECURITY	9,837	11,300	11,600	11,242	11,591
045-3504-422.20-22 RETIREMENT	4,602	4,500	4,500	4,572	4,716
045-3504-422.20-26 INSURANCE	70,861	83,600	98,100	75,647	78,764
045-3504-422.20-41 CELL PHONE ALLOWANCE	221	0	2,200	1,862	1,862
EMPLOYEE BENEFITS	167,496	185,100	208,800	182,547	188,487
PERSONAL SERVICES	632,859	707,600	741,200	705,292	728,074
045-3504-422.30-11 REG. FEES & CERTIFICATION	1,885	4,000	4,000	2,500	2,500
045-3504-422.30-85 MEMBERSHIP DUES	1,661	1,000	1,000	1,500	1,500
PROF & TECH SERVICES	3,546	5,000	5,000	4,000	4,000
045-3504-422.40-20 VEHICLE REPAIR	1,717	1,500	500	1,500	1,500
PROPERTY SERVICES	1,717	1,500	500	1,500	1,500
045-3504-422.50-03 TRAVEL & EXPENSES	589	7,500	3,000	4,000	4,000
OTHER SERVICES	589	7,500	3,000	4,000	4,000
OTHER SERVICES & CHARGES	5,852	14,000	8,500	9,500	9,500

**CITY OF BROKEN ARROW
GENERAL FUND
FIRE DEPARTMENT
Fire Prevention Division**

ACCOUNT NUMBER/DESCRIPTION	FISCAL YEAR	FISCAL YEAR	FISCAL YEAR	FISCAL YEAR	FISCAL YEAR
	2017	2018	2018	2019	2020
	ACTUAL	BUDGET	ESTIMATED	BUDGET	FINANCIAL
			ACTUAL		PLAN
045-3504-422.60-03 OFFICE SUPPLIES	466	1,000	2,500	2,500	2,500
045-3504-422.60-10 UNIFORMS	0	1,000	0	1,000	1,000
045-3504-422.60-11 PROTECTIVE CLOTHING	0	4,000	1,500	3,000	4,000
045-3504-422.60-19 TIRES & TUBES	295	1,000	300	500	1,000
045-3504-422.60-20 VEHICLE REPAIR PARTS	456	2,000	1,000	1,000	2,000
045-3504-422.60-21 FUEL & LUBRICANTS	481	700	900	700	700
045-3504-422.60-23 MATERIAL & SUPPLIES	4,176	5,000	5,200	5,000	5,000
045-3504-422.60-24 OTHER EQUIPMENT	3,379	5,000	2,000	2,000	3,000
045-3504-422.60-28 BOOKS, MAGS, & SUBSCRIPT.	0	2,500	500	1,000	1,000
045-3504-422.60-32 AMMUNITION, TARGETS/SUPPL	0	1,000	500	1,000	1,000
MATERIAL & SUPPLIES	<u>9,253</u>	<u>23,200</u>	<u>14,400</u>	<u>17,700</u>	<u>21,200</u>
 FIRE PREVENTION	 <u>647,964</u>	 <u>744,800</u>	 <u>764,100</u>	 <u>732,492</u>	 <u>758,774</u>
 FIRE	 <u><u>18,385,519</u></u>	 <u><u>19,809,408</u></u>	 <u><u>21,108,000</u></u>	 <u><u>20,116,111</u></u>	 <u><u>20,789,109</u></u>

**CITY OF BROKEN ARROW
FISCAL YEAR 2019 BUDGET & FISCAL YEAR 2020 FINANCIAL PLAN
CAPITAL OUTLAY
FIRE SALES TAX FUND
FUND 45**

	PROJECT NUMBER	FISCAL YEAR	
		2019	2020
CAPITAL OUTLAY			
2019 PROJECTS:			
BUNKER GEAR		68,000	0
STATION 2 PIERS		60,000	0
STATION 5 BAY DOOR REPLACEMENT		30,000	0
SUCTION UNITS FOR ENGINES (8)		8,000	0
STAIR CHAIRS (4)		16,000	0
RESPONSE CLOCKS		10,000	0
FORCIBLE ENTRY PROPS (2)		5,000	0
RESCUE MANIKIN (2)		12,000	0
TECHNICAL RESCUE EQUIPMENT		5,000	0
DOOR ACCESS READER UPGRADES PSC (IT)		15,000	0
		229,000	0
BUILDING MAINTENANCE SUGGESTED PROJECTS:			
STATION 7 ROOF REPLACEMENT		0	100,000
STATION 1 ROOF REPLACEMENT		0	75,000
STATION 5 TWIN HVAC		64,000	0
STATION 6 GREASE TRAP		7,500	0
		71,500	175,000
TOTAL CAPITAL OUTLAY		300,500	175,000
2019 CALL GRANT FUNDED PROJECT:			
WILDLAND PPE		115,909	0
		115,909	0

**CITY OF BROKEN ARROW
FISCAL YEAR 2019 BUDGET & FISCAL YEAR 2020 FINANCIAL PLAN
WAGONER COUNTY FIRE SALES TAX**

The Fire Department also receives a portion of a Wagoner County Sales Tax dedicated to fire departments in Wagoner County. The funds allocated to the Broken Arrow Fire Department are limited to expenditures related to Wagoner County operations. These funds are subject to approval by the Fire Sales Tax Trust Authority in Wagoner County. Therefore, these funds are not included in the Broken Arrow Fire Department's budget. Expenditures for which funding is anticipated to be submitted for approval in Fiscal Year 2018 are shown below.

	PROJECT NUMBER	FISCAL YEAR	
		2019	2020
CAPITAL OUTLAY			
2019 PROJECTS:			
	STATION 4 HVAC	16,500	0
	HOMALTRO TOOLS FOR TRAINING CENTER	35,000	0
	TRAINING CENTER UPGRADES	25,000	25,000
TOTAL		76,500	25,000

**CITY OF BROKEN ARROW
FISCAL YEAR 2019 BUDGET & FISCAL YEAR 2020 FINANCIAL PLAN
1994 BOND ISSUE
FUND 55**

Description:

A Capital Project Fund which accounts for funds from bond issue proceeds approved by the citizens of the City in an election in October 1993. These proceeds are designed to provide for a revolving loan program for industrial development purposes (façade program). A vote redefining the use of these proceeds to be for the purpose of securing and developing industry in the downtown area of the City as determined by the City Council was approved by the citizens of the City in an election held August 11, 2009.

DESCRIPTION	ACTUAL 2017	BUDGET 2018	ESTIMATED ACTUAL 2018	BUDGET 2019	FINANCIAL PLAN 2020
REVENUES -					
Interest	0	200	200	50	0
Miscellaneous	0	0	0	0	0
TOTAL REVENUES	0	200	200	50	0
BEGINNING FUND BALANCE	196,940	196,940	196,940	197,140	0
TOTAL SOURCES	196,940	197,140	197,140	197,190	0
EXPENDITURES -					
Other Services and Charges	0	100	0	0	0
Capital Outlay	0	15,000	0	197,190	0
TOTAL EXPENDITURES	0	15,100	0	197,190	0
ENDING FUND BALANCE	196,940	182,040	197,140	0	0

**CITY OF BROKEN ARROW
FISCAL YEAR 2019 BUDGET & FISCAL YEAR 2020 FINANCIAL PLAN
CAPITAL OUTLAY
1994 GO BOND
FUND 55**

	PROJECT NUMBER	FISCAL YEAR	
		2019	2020
CAPITAL OUTLAY			
2019 CAPITAL PROJECTS			
PROJECT(S) TO BE DETERMINED		197,190	0
TOTAL CAPITAL OUTLAY		197,190	0

**CITY OF BROKEN ARROW
FISCAL YEAR 2019 BUDGET & FISCAL YEAR 2020 FINANCIAL PLAN
2008 BOND ISSUE
FUND 59**

Description:

A Capital Project Fund which accounts for the expenditures of bond proceeds received by the City in Fiscal Years 2009, 2010, 2011 and 2012. These bonds were approved by a vote of the citizens of the City in December 2008. These proceeds were voted to provide funds for various street, public safety, parks and stormwater improvements.

DESCRIPTION	ACTUAL 2017	BUDGET 2018	ESTIMATED ACTUAL 2018	BUDGET 2019	FINANCIAL PLAN 2020
REVENUES -					
Interest	4,791	2,500	4,000	5,000	0
OTHER FINANCING SOURCES -					
General Obligation Bond Proceeds	0	0	0	0	0
TOTAL REVENUES & OTHER SOURCES	4,791	2,500	4,000	5,000	0
BEGINNING FUND BALANCE -					
Reserved for Capital Projects	2,638,934	2,239,592	2,239,592	1,856,858	0
TOTAL SOURCES	2,643,725	2,242,092	2,243,592	1,861,858	0
EXPENDITURES -					
Capital projects	404,133	2,321,134	386,734	1,861,858	0
TOTAL EXPENDITURES AND OTHER USES	404,133	2,321,134	386,734	1,861,858	0
ENDING FUND BALANCE -					
Reserved for Capital Projects	2,239,592	(79,042)	1,856,858	0	0

**CITY OF BROKEN ARROW
FISCAL YEAR 2019 BUDGET & FISCAL YEAR 2020 FINANCIAL PLAN
CAPITAL OUTLAY
2008 BOND ISSUE
FUND 59**

	PROJECT NUMBER	FISCAL YEAR	
		2019	2020
CAPITAL OUTLAY			
QUALITY OF LIFE			
COMMUNITY PARK	156020	1,861,858	0
TOTAL CAPITAL OUTLAY		<u>1,861,858</u>	<u>0</u>

**CITY OF BROKEN ARROW
FISCAL YEAR 2019 BUDGET & FISCAL YEAR 2020 FINANCIAL PLAN
WORKERS COMPENSATION
FUND 60**

Description:

An Internal Services Fund which receives monies through charges to the General Fund and the Broken Arrow Municipal Authority for reimbursement of expenses paid for worker's compensation claims.

DESCRIPTION	ACTUAL 2017	BUDGET 2018	ESTIMATED ACTUAL 2018	BUDGET 2019	FINANCIAL PLAN 2020
REVENUES:					
Charges for Services	1,099,992	1,200,000	1,200,000	1,200,000	1,200,000
Interest	713	800	800	800	800
Miscellaneous	0	0	1,793	0	0
TOTAL REVENUE	1,100,705	1,200,800	1,202,593	1,200,800	1,200,800
BEGINNING FUND BALANCE	(1,051,125)	(1,041,427)	(1,041,427)	(937,834)	(837,034)
TOTAL SOURCES	49,580	159,373	161,166	262,966	363,766
EXPENDITURES:					
OTHER SERVICES & CHARGES -					
Claims	1,091,007	1,100,000	1,099,000	1,100,000	1,100,000
TOTAL EXPENDITURES	1,091,007	1,100,000	1,099,000	1,100,000	1,100,000
ENDING FUND BALANCE	(1,041,427)	(940,627)	(937,834)	(837,034)	(736,234)

**CITY OF BROKEN ARROW
FISCAL YEAR 2019 BUDGET & FISCAL YEAR 2020 FINANCIAL PLAN
GROUP HEALTH & LIFE FUND
FUND 61**

Description:

The Group Health and Life Fund accounts for charges to the operating funds of the City used to pay the expenses of the City's shared risk group health and life insurance plans.

DESCRIPTION	ACTUAL 2017	BUDGET 2018	ESTIMATED ACTUAL 2018	BUDGET 2019	FINANCIAL PLAN 2020
REVENUES -					
Charges for Services	8,691,269	9,005,900	8,514,203	8,820,000	8,910,000
Interest	863	0	1,065	1,000	1,500
TOTAL REVENUE	8,692,132	9,005,900	8,515,268	8,821,000	8,911,500
BEGINNING FUND BALANCE	485,869	784,554	784,554	1,299,822	1,820,822
TOTAL SOURCES	9,178,001	9,790,454	9,299,822	10,120,822	10,732,322
EXPENDITURES -					
OTHER SERVICES & CHARGES -					
Claims	8,393,447	8,850,000	8,000,000	8,300,000	8,500,000
TOTAL EXPENDITURES	8,393,447	8,850,000	8,000,000	8,300,000	8,500,000
ENDING FUND BALANCE	784,554	940,454	1,299,822	1,820,822	2,232,322

CITY OF BROKEN ARROW
FISCAL YEAR 2019 BUDGET & FISCAL YEAR 2020 FINANCIAL PLAN
DEBT SERVICE FUND
FUND 70

Description:

The Debt Service Fund accounts for the principal, interest and fiscal agent fees associated with the general obligation debt approved in elections by the citizens of Broken Arrow. This fund also accounts for principal and interest payments on court-assessed judgments.

DESCRIPTION	ACTUAL 2017	BUDGET 2018	ESTIMATED ACTUAL 2018	BUDGET 2019	FINANCIAL PLAN 2020
REVENUES:					
Advalorem Taxes	14,047,298	14,977,000	15,010,983	15,500,000	16,000,000
Total Advalorem Taxes	14,047,298	14,977,000	15,010,983	15,500,000	16,000,000
Interest	77,118	175,000	77,118	60,000	70,000
Miscellaneous	0	0	0	0	0
OTHER FINANCING SOURCES					
Proceeds from long-term debt	0	0	0	0	0
Premium on Bonds Sold	354,330	0	247,650	0	0
TOTAL REVENUES & SOURCES	14,478,746	15,152,000	15,335,751	15,560,000	16,070,000
BEGINNING FUND BALANCE -					
Reserved for Debt Service	7,432,254	8,577,038	8,577,038	10,033,827	10,100,877
TOTAL SOURCES	21,911,000	23,729,038	23,912,789	25,593,827	26,170,877
EXPENDITURES:					
General Obligation Bonds					
Principal	9,675,000	9,910,000	9,915,000	10,555,000	10,180,000
Interest	3,361,815	3,554,800	3,601,300	4,059,600	3,413,200
Judgments					
Principal	184,043	750,000	269,102	750,000	500,000
Interest	25,261	38,000	33,259	38,000	38,000
Fiscal Agent Fees	10,725	10,600	10,300	10,350	10,400
TOTAL EXPENDITURES	13,256,844	14,263,400	13,828,962	15,412,950	14,141,600
OTHER FINANCING USES -					
Payment to Escrow Agent	0	0	0	0	0
Bond Issuance Costs	0	0	125,000	135,000	120,000
Transfers Out	77,118	175,000	50,000	80,000	62,000
TOTAL OTHER FINANCING USES	77,118	175,000	175,000	215,000	182,000
ENDING FUND BALANCE -					
Reserved for Debt Service	8,577,038	9,290,638	10,033,827	10,100,877	11,967,277
MILLAGE RATE	16.92	17.10	16.84	16.95	16.95

CITY OF BROKEN ARROW
FISCAL YEAR 2019 BUDGET & FISCAL YEAR 2020 FINANCIAL PLAN
DEBT SERVICE FUND
FUND 70

DESCRIPTION	ACTUAL 2017	BUDGET 2018	ESTIMATED ACTUAL 2018	BUDGET 2019	FINANCIAL PLAN 2020
EXPENDITURES:					
General Obligation Bonds Principal:					
2001B General Obligation Bonds	725,000	0	0	0	0
2002 General Obligation Bonds	290,000	305,000	305,000	0	0
2003 General Obligation Bonds	550,000	550,000	550,000	575,000	0
2008 General Obligation Bonds	760,000	760,000	760,000	760,000	760,000
2009B General Obligation Bonds	810,000	810,000	810,000	810,000	810,000
2009C General Obligation Bonds	230,000	230,000	230,000	230,000	230,000
2009D General Obligation Bonds	455,000	455,000	455,000	455,000	455,000
2010A General Obligation Bonds	215,000	215,000	215,000	215,000	215,000
2010B General Obligation Bonds	555,000	555,000	555,000	555,000	555,000
2011A General Obligation Bonds	260,000	260,000	260,000	260,000	260,000
2011B General Obligation Bonds	600,000	600,000	600,000	600,000	600,000
2012 General Obligation Bonds	630,000	630,000	630,000	630,000	630,000
2013A General Obligation Bonds	410,000	410,000	410,000	410,000	410,000
2013B General Obligation Bonds	325,000	325,000	325,000	325,000	325,000
2014A General Obligation Bonds	615,000	615,000	615,000	615,000	615,000
2014B General Obligation Bonds	350,000	350,000	350,000	350,000	350,000
2016A General Obligation Bonds	0	605,000	605,000	605,000	605,000
2016B General Obligation Bonds	0	345,000	345,000	345,000	345,000
2016C General Obligation Bonds	1,895,000	1,890,000	1,895,000	1,830,000	1,045,000
2016D General Obligation Bonds	0	0	0	985,000	985,000
2018A General Obligation Bonds	0	0	0	0	985,000
Total Principal	9,675,000	9,910,000	9,915,000	10,555,000	10,180,000

CITY OF BROKEN ARROW
FISCAL YEAR 2019 BUDGET & FISCAL YEAR 2020 FINANCIAL PLAN
DEBT SERVICE FUND
FUND 70

DESCRIPTION	ACTUAL 2017	BUDGET 2018	ESTIMATED ACTUAL 2018	BUDGET 2019	FINANCIAL PLAN 2020
General Obligation Bonds Interest:					
2001B General Obligation Bonds	17,219	0	0	0	0
2002 General Obligation Bonds	19,655	6,700	6,700	0	0
2003 General Obligation Bonds	55,656	34,000	34,000	11,500	0
2008 General Obligation Bonds	239,638	207,400	207,400	173,200	140,900
2009B General Obligation Bonds	242,513	218,300	218,300	191,900	163,600
2009C General Obligation Bonds	67,003	59,900	59,800	52,400	44,900
2009D General Obligation Bonds	133,303	119,100	119,100	104,300	89,600
2010A General Obligation Bonds	26,703	21,500	21,500	15,700	9,700
2010B General Obligation Bonds	272,179	258,400	258,100	243,400	227,800
2011A General Obligation Bonds	135,985	130,800	130,800	125,600	119,100
2011B General Obligation Bonds	310,163	298,200	298,200	286,200	271,200
2012 General Obligation Bonds	209,595	192,300	192,300	182,900	175,800
2013A General Obligation Bonds	57,638	53,600	53,600	47,400	39,200
2013B General Obligation Bonds	163,194	108,400	156,800	150,200	143,700
2014A General Obligation Bonds	377,695	353,100	353,100	334,700	316,200
2014B General Obligation Bonds	71,625	64,700	64,700	57,700	50,700
2016A General Obligation Bonds	518,906	341,300	339,900	328,000	321,800
2016B General Obligation Bonds	299,681	194,700	194,600	184,300	179,100
2016C General Obligation Bonds	143,468	131,200	131,200	93,400	38,500
2016D General Obligation Bonds	0	761,200	761,200	497,600	477,900
2018A General Obligation Bonds	0	0	0	979,200	603,500
Total Interest	3,361,815	3,554,800	3,601,300	4,059,600	3,413,200

CITY OF BROKEN ARROW
FISCAL YEAR 2019 BUDGET & FISCAL YEAR 2020 FINANCIAL PLAN
DEBT SERVICE FUND
FUND 70

DESCRIPTION	ACTUAL 2017	BUDGET 2018	ESTIMATED ACTUAL 2018	BUDGET 2019	FINANCIAL PLAN 2020
EXPENDITURES:					
General Obligation Fiscal Agent Fees					
2001B General Obligation Bonds	200	0	0	0	0
2002 General Obligation Bonds	450	300	225	0	0
2003 General Obligation Bonds	450	500	450	250	0
2008 General Obligation Bonds	600	600	600	600	600
2009B General Obligation Bonds	600	600	600	600	600
2009C General Obligation Bonds	450	500	450	500	500
2009D General Obligation Bonds	550	600	550	600	600
2010A General Obligation Bonds	375	400	375	400	400
2010B General Obligation Bonds	600	600	600	600	600
2011A General Obligation Bonds	450	500	450	500	500
2011B General Obligation Bonds	600	600	600	600	600
2012 General Obligation Bonds	600	600	600	600	600
2013A General Obligation Bonds	600	600	600	600	600
2013B General Obligation Bonds	600	600	600	600	600
2014A General Obligation Bonds	600	600	600	600	600
2014B General Obligation Bonds	600	600	600	600	600
2016A General Obligation Bonds	600	600	600	600	600
2016B General Obligation Bonds	600	600	600	600	600
2016C General Obligation Bonds	600	600	600	600	600
2016D General Obligation Bonds	600	600	600	600	600
2018A General Obligation Bonds	0	0	0	300	600
Total Fiscal Agent Fees	10,725	10,600	10,300	10,350	10,400

CITY OF BROKEN ARROW
FISCAL YEAR 2019 BUDGET & FISCAL YEAR 2020 FINANCIAL PLAN
BROKEN ARROW ECONOMIC DEVELOPMENT AUTHORITY
FUND 87

Description:

A Public Trust created to promote and encourage development of industry and commerce and other related activities on behalf of the City. The City Council serves as Trustees for the Authority.

DESCRIPTION	ACTUAL 2017	BUDGET 2018	ESTIMATED ACTUAL 2018	BUDGET 2019	FINANCIAL PLAN 2020
REVENUES :					
Intergovernmental					
Interest	3,778	4,000	9,124	9,000	10,000
Miscellaneous (TIF Income)	667,300	835,000	1,100,000	1,111,000	1,122,000
TOTAL REVENUES	671,078	839,000	1,109,124	1,120,000	1,132,000
Other Financing Sources:					
Transfers In	1,159,992	1,200,000	1,200,000	1,200,000	1,200,000
TOTAL REVENUES & OTHER SOURCES	1,831,070	2,039,000	2,309,124	2,320,000	2,332,000
BEGINNING FUND BALANCE:					
Reserved Fund Balances					
Reserved for Debt Service	0	0	0	0	0
Reserved for Other Purposes	(4,057,927)	(4,060,094)	(4,060,094)	(3,670,970)	(3,350,970)
Total Reserved Fund Balances	(4,057,927)	(4,060,094)	(4,060,094)	(3,670,970)	(3,350,970)
Unreserved Fund Balance	0	0	0	0	0
TOTAL FUND BALANCE	(4,057,927)	(4,060,094)	(4,060,094)	(3,670,970)	(3,350,970)
TOTAL SOURCES	(2,226,857)	(2,021,094)	(1,750,970)	(1,350,970)	(1,018,970)
EXPENDITURES -					
Other Services and Charges	1,150,711	1,250,000	1,200,000	1,250,000	1,250,000
Capital Outlay	380	0	0	0	0
Debt Service	682,146	627,700	720,000	750,000	750,000
TOTAL EXPENDITURES	1,833,237	1,877,700	1,920,000	2,000,000	2,000,000
ENDING FUND BALANCE:					
Reserved Fund Balances					
Reserved for Debt Service	0	0	0	0	0
Reserved for Other Purposes	(4,060,094)	(3,898,794)	(3,670,970)	(3,350,970)	(3,018,970)
Total Reserved Fund Balances	(4,060,094)	(3,898,794)	(3,670,970)	(3,350,970)	(3,018,970)
Unreserved Fund Balance	0	0	0	0	0
Total Fund Balance	(4,060,094)	(3,898,794)	(3,670,970)	(3,350,970)	(3,018,970)

**CITY OF BROKEN ARROW
FISCAL YEAR 2019 BUDGET & FISCAL YEAR 2020 FINANCIAL PLAN
2011 BOND ISSUE
FUND 91**

Description:

A Capital Project Fund which accounts for the expenditures of bond proceeds received by the City in Fiscal Years 2012, 2013, 2014, 2015 & 2016. These bonds were approved by a vote of the citizens of the City in April 2011. These proceeds provide funds for various street, public safety, park and stormwater improvements.

DESCRIPTION	ACTUAL 2017	BUDGET 2018	ESTIMATED ACTUAL 2018	BUDGET 2019	FINANCIAL PLAN 2020
REVENUES:					
Interest	58,011	6,000	75,000	50,000	0
Miscellaneous	138,229	0	0	0	0
OTHER FINANCING SOURCES -					
General Obligation Bond Proceeds	0	0	0	0	0
TOTAL REVENUES & OTHER SOURCES	196,240	6,000	75,000	50,000	0
BEGINNING FUND BALANCE -					
Reserved for Capital Projects	17,285,174	12,135,848	11,840,900	7,623,000	0
TOTAL SOURCES	17,481,414	12,141,848	11,915,900	7,673,000	0
EXPENDITURES -					
Capital projects	5,345,066	11,601,174	4,292,900	7,673,000	0
OTHER FINANCING USES -					
Bond Issuance Costs	500	0	0	0	0
TOTAL EXPENDITURES AND OTHER USES	5,345,566	11,601,174	4,292,900	7,673,000	0
ENDING FUND BALANCE -					
Reserved for Capital Projects	12,135,848	540,674	7,623,000	0	0

**CITY OF BROKEN ARROW
FISCAL YEAR 2019 BUDGET & FISCAL YEAR 2020 FINANCIAL PLAN
CAPITAL OUTLAY
2011 BOND ISSUE
FUND 91**

	PROJECT NUMBER	FISCAL YEAR	
		2019	2020
STREETS			
CAPITAL OUTLAY			
CONSTRUCTION			
NEW ORLEANS: ASPEN/OLIVE - 3 TO 4 LANE	ST1209	798,600	0
9TH: ELGIN/EL PASO - 5 LANES	ST1210	219,200	0
37TH STREET: ALBANY/HOUSTON - 3 LANE	ST1413	1,950,000	0
TOTAL STREETS		2,967,800	0
PUBLIC SAFETY			
CAPITAL OUTLAY			
CONSTRUCTION			
FIRE STATION #3 REPLACEMENT	163511	1,673,300	0
TOTAL PUBLIC SAFETY		1,673,300	0
QUALITY OF LIFE			
CAPITAL OUTLAY			
EVENTS PARK	116016	1,307,000	0
37TH DETENTION PARK	166024	200,000	0
BEACH VOLLEYBALL		131,200	
TOTAL QUALITY OF LIFE		1,507,000	0
STORMWATER			
CAPITAL OUTLAY			
FAIRWAY PARK	SW1202	248,000	
37TH ST DETENTION ADAMS CREEK - BETWEEN ALBANY/OMAHA	SW1312	978,500	0
TURNBERRY DENTENTION POND	SW1603	71,200	0
EAGLE CREEK DRAINAGE IMPROVEMENTS	SW1604	127,200	0
STACEY LYNN 7 DRAINAGE IMPROVEMENTS	SW1605	100,000	0
TOTAL STORMWATER		1,524,900	0
TOTAL EXPENDITURES		7,673,000	0

CITY OF BROKEN ARROW
FISCAL YEAR 2019 BUDGET & FISCAL YEAR 2020 FINANCIAL PLAN
2014 BOND ISSUE
FUND 92

Description:

A Capital Project Fund which accounts for the expenditures of bond proceeds received by the City in Fiscals Year 2015 and 2016. These bonds were approved by a vote of the citizens of the City in August 2014. These proceeds provide funds for various street, public safety, park and stormwater improvements.

DESCRIPTION	ACTUAL 2017	BUDGET 2018	ESTIMATED ACTUAL 2018	BUDGET 2019	FINANCIAL PLAN 2020
REVENUES:					
Interest	85,209	55,000	178,761	200,000	0
Intergovernmental	66,720	0	484,654	0	0
Miscellaneous	162,642	0	0	0	0
OTHER FINANCING SOURCES -					
General Obligation Bond Proceeds	18,720,000	18,435,000	18,755,000	10,860,000	0
TOTAL REVENUES & OTHER SOURCES	19,034,571	18,490,000	19,418,415	11,060,000	0
BEGINNING FUND BALANCE -					
Reserved for Capital Projects	11,830,674	26,343,270	25,376,560	30,997,775	0
TOTAL SOURCES	30,865,245	44,833,270	44,794,975	42,057,775	0
EXPENDITURES -					
Capital projects	4,420,081	44,657,400	13,675,300	41,937,775	0
OTHER FINANCING USES -					
Bond Issuance Costs	101,894	100,000	121,900	120,000	0
TOTAL EXPENDITURES AND OTHER USES	4,521,975	44,757,400	13,797,200	42,057,775	0
ENDING FUND BALANCE -					
Reserved for Capital Projects	26,343,270	75,870	30,997,775	0	0

**CITY OF BROKEN ARROW
FISCAL YEAR 2019 BUDGET & FISCAL YEAR 2020 FINANCIAL PLAN
CAPITAL OUTLAY
2014 BOND ISSUE
FUND 92**

	PROJECT NUMBER	FISCAL YEAR	
		2019	2020
STREETS			
CAPITAL OUTLAY			
CONSTRUCTION			
23RD: KENOSHA/HOUSTON - 5 LANES	ST0914	2,962,875	0
9TH ST: FLIGHT SAFETY/HOUSTON - 5 LANES	ST1210	1,654,400	0
FLORENCE: OLIVE/ASPEN - 3 & 5 LANES	ST1410	3,659,500	0
WASHINGTON: GARNETT/OLIVE	ST1616	6,563,700	0
KENOSHA: DATE/MAIN - 5 LANES	ST1703	1,826,400	0
ASPEN RESURFACING: WASHINGTON/NEW ORLEANS	ST1705	662,400	0
RESURFACE 7 MILES OF 2 LANE ARTERIAL STREETS	ST1706	375,000	0
OLIVE: ALBANY/KENOSHA - 4 LANES	ST1710	2,642,900	0
ASH - DALLAS TO COLLEGE	ST1711	522,100	0
1ST - DALLAS TO COLLEGE	ST1712	525,000	0
ALBANY: 9TH/23RD 4 & 5 LANE/INTERSECTION 23RD		4,305,000	0
TOTAL STREETS		25,699,275	0
PUBLIC SAFETY			
POLICE MOBILE DATA/TECHNOLOGY	163023	33,500	0
FIRE STATION #3 INCLUDING FIRE TRUCK AND AMBULANCE	163511	1,767,200	0
LAND/DESIGN NEW FIRE STATION	173509	334,000	0
AERIAL FIRE TRUCK	183505	1,193,500	0
PUBLIC SAFETY COMPLEX PHASE I	181707	447,600	0
PUBLIC SAFETY COMPLEX PHASE II		950,000	0
POLICE-FIRE: COMMAND/SPECIAL OPERATIONS TEAM VEHICLE		500,000	0
RADIO COMMUNICATIONS TOWER - SOUTH BROKEN ARROW		500,000	0
TOTAL PUBLIC SAFETY		5,725,800	0

**CITY OF BROKEN ARROW
FISCAL YEAR 2019 BUDGET & FISCAL YEAR 2020 FINANCIAL PLAN
CAPITAL OUTLAY
2014 BOND ISSUE
FUND 92**

	PROJECT NUMBER	FISCAL YEAR	
		2019	2020
QUALITY OF LIFE			
EVENTS PARK			
MIRACLE FIELD		0	0
TRAILS NETWORK		0	0
REGIONAL PLAYGROUND	176038	176,200	0
RESTROOMS	176039	73,400	0
PICNIC PAVILION	176040	189,800	0
ADULTR SOFTBALL 5 PLEX	176037	3,648,500	0
SECURITY LIGHTING	176041	25,100	0
ARROWHEAD PARK			
PLAYGROUND	176025	100,000	0
CONCESSION	176036	125,000	0
37TH ST PARK	176023	263,000	0
HIGHLAND PARK: PLAYGROUND/PLAYING FIELDS		200,000	0
VANDEVER PARK: NEW PLAYGROUND		179,000	0
TOTAL QUALITY OF LIFE		4,980,000	0
PUBLIC BUILDINGS			
CAPITAL OUTLAY			
ART CENTER	161715	1,392,300	0
MAINTENANCE CENTER - LAND-A/E DESIGN	181708	738,800	0
LAND-SAND/SALT STORAGE		325,000	0
TOTAL PUBLIC BUILDINGS		2,456,100	0

**CITY OF BROKEN ARROW
FISCAL YEAR 2019 BUDGET & FISCAL YEAR 2020 FINANCIAL PLAN
CAPITAL OUTLAY
2014 BOND ISSUE
FUND 92**

	PROJECT NUMBER	FISCAL YEAR	
		2019	2020
STORMWATER			
37TH ST REGIONAL DETENTION FACILITY	SW1504	360,200	0
DRAINAGE IMPROVEMENTS - PHASE I	SW1505	315,000	0
NEW ORLEANS EAST OF GARNETT			
23RD ST SOUTH OF 151ST E AVE			
WEST SHREVEPORT EAST OF ASPEN INCLUDING BRIDGE			
DRAINAGE IMPROVEMENTS - PHASE II	SW1505	315,000	0
TUCSON EAST OF LYNN LANE			
23RD ST SOUTH OF WASHINGTON			
DRAINAGE IMPROVEMENT			
ALBANY: LYNN LANE/23RD ST	SW1709	2,086,400	0
TOTAL STORMWATER		3,076,600	0
TOTAL FUND 92		41,937,775	0