





## Design Standards: Downtown Core Area

DESIGN STANDARDS	AVOID	ENCOURAGE
<p><b>Downtown Fringe</b></p> <ul style="list-style-type: none"> <li>Structures within the Downtown Fringe should be designed to provide a seamless visual transition between more intense Mixed-Use Core uses and surrounding neighborhoods.</li> <li>Where a significant variation in height exists, the Downtown Fringe use should “step down” in height to within one-story of the lower intensity use.</li> </ul>		
<ul style="list-style-type: none"> <li>Setbacks for uses within the Downtown Fringe should create a pedestrian-friendly street frontage, but may be slightly large to create a “softer” more residential character than those found within the Mixed-Use Core.</li> </ul>		
<ul style="list-style-type: none"> <li>Where surface parking is provided, it should be screened with a low masonry wall and/or landscaping to maintain an attractive pedestrian environment at the street edge.</li> <li>Parking should be placed to the side or rear of buildings to the extent possible.</li> </ul>	