



Subject Tract

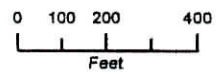
**LEGEND**

-  Broken Arrow Corporate Limits
-  Coweta Corporate Limits

 300' Radius

 Subject Tract

**ANNEXATION - L9 B2  
PRAIRIE DALE ADDITION**



21 18-15

