



2019

City of  
Broken Arrow

Proposed

FY2019  
Annual Budget

FY2020  
Financial Plan



Build Our Future  
**BA GO BOND**  
Aug 28



BROKEN ARROW  
*Where opportunity lives*



May 10, 2018

Honorable Mayor and City Council:

I am pleased to transmit to the City Council the operating & capital improvement budgets, along with the work plans and priorities for Fiscal Year 2019 (July 1, 2018 to June 30, 2019). The proposed spending plans reflect the continued pledge of providing our community with quality public services and amenities; while preserving our long-term financial sustainability.

The City Council & Broken Arrow Municipal Authority (BAMA) are scheduled to review the proposed budget at a special meeting on May 22nd. Correspondingly, a public hearing is scheduled for the regular meeting on June 4th, with adoption of the Budget planned for June 18th.

The Municipal Budget has been prepared in accordance with all approved City ordinances and pertinent policies. Moreover, the budget message concisely provides the governing body details of the proposed Fiscal Year Plan.

### **Budget Overview**

The budget has a total of 27 funds. Two years ago, we increased the number of funds by 3 by adding: Special Revenue Funds: Street Sales Tax (Fund 043), Police Sales Tax (Fund 044) and Fire Sales Tax (Fund 045).

Just to reiterate, these funds were created pursuant to the passage of the Vision renewal tax approved by voters on November 10, 2015, that provided for a total of fifty-five hundredths of a penny sales tax (0.55%) which allocated twenty-five hundredths (0.25%) to Streets and thirty hundredths (0.30%) to be split equally between Police and Fire. As noted in last year's budget message, all activities of the Police and Fire Departments have been removed from the General Fund and incorporated within these funds. The breakdown of all our funds include:

- The General Fund.
- 3 Enterprise Funds (the Broken Arrow Municipal Authority, the Broken Arrow Economic Development Authority and Battle Creek Golf Course).
- 5 Capital Improvement Funds (the Sales Tax Capital Improvement Fund and the General Obligation Issue Funds of 1994, 2008, 2011 and 2014).
- The Debt Service Fund.
- 2 Internal Services Funds (Employee Group Health Care and Workers Compensation).
- 15 Special Revenue Funds that have a specific revenue source and rules that govern expenditures related to each fund. Included in the category are the funds



created by the Vision 2025 Repurpose tax: street sales tax, police sales tax, and fire sales tax

### **City Policies**

The City Council has established budgetary policies that provide direction for the City Administration to follow as the budget is prepared and administered through the fiscal year. They include:

**Resolution Number 421** approved January 9, 2006, designates an Emergency Reserve Fund Balance policy for the City's General Fund. The Resolution specifies that the target Emergency Reserve Fund Balance for the General Fund will be ten (10) percent of operating revenues.

**Resolution Number 422** adopted January 9, 2006, regarding an Emergency Reserve Fund Balance that sets a prudent reserve level in BAMA to be funded by water, sanitary sewer, storm water and sanitation. The total BAMA Emergency Reserve Fund Balance was amended in late 2016 to be 90 days, on a combined utility basis, as 90 days would be sufficient and align with industry best practices.

### **Budget Considerations and Concerns**

As I have mentioned previously, Oklahoma is the last state that depends on sales tax revenue as its major source of funding for General Fund operational expenses. Consequently, each year the Administration must try and predict how sales tax will increase/decrease and we do this based on previous tax collections.

Without question, it is enormously challenging for city leaders to precisely estimate revenues in such an unpredictable system. Because our state continues to use this archaic business model, we spend an excessive amount of time chasing sales tax type businesses. When sales tax and other revenues that fluctuate under-perform, this leads to missed projections; and missed projections lead to reductions in operational expenditures that ultimately affect the level and breadth of services we provide the community. Therefore, we must continue to advocate for a better municipal funding model to the Oklahoma Legislature and Governor.

On a positive note, last year the State of Oklahoma entered into a compact with Amazon where it will remit use tax for purchases made on internet sales. However, we still don't have a completely level playing field with all internet sales and this hurts our "brick and mortar" businesses. We will continue to advocate with our federal legislators on the approval of some type of "e-fairness" Bill. Until such time, local stores will be at a competitive disadvantage.

Last April, we had a rating call with Moody's Investor's Service in connection with issuance of voter approved GOBs. In summary, Moody's maintained the City's rating with an Aa3 credit rating. The summary of the credit opinion said:

The City's credit profile benefits from its large and growing tax base, favorable wealth indices and manageable debt profile. Recent operating performance has strengthened the fund balance. However, the city's financial position is weakened by low cash levels which are not expected to improve until the end of FY 2018. The credit profile is further

challenged by high dependence on economically sensitive sales tax revenues. The rating summary goes on to state the following:

**Credit Strengths:**

- Large tax base benefiting from the close proximity to Tulsa.
- Favorable wealth indices.

**Credit Challenges:**

- Below average reserves and liquidity.
- Reliance on economically sensitive revenues (i.e. sales tax).
- Slightly elevated, though manageable, debt profile with exposure to variable rate debt.
- Rising pension liability due to inadequate funding of state plans.

The City's revenue streams are largely influenced by overall economic conditions in the region. The gradual national recovery continues to improve, but our dependence on sales tax and its volatility affects our ability to meet on-going expenses.

Based on completing my third municipal budget in Broken Arrow, my top two concerns are the on-going cost of public safety sector (police and fire departments) and implementing a sustainable operating plan for the utility department in BAMA. With regard to public safety, each department currently receives a dedicated portion of all available general fund revenues. Based on current expenses and the anticipated cost of collective bargaining, we will eventually need to find another dedicated funding source for public safety or alter current operational priorities.

Noteworthy is the fact that the concept of a public safety district has been debated in the Oklahoma State Legislature the last two sessions, but has not become law so our citizens can consider the creation of the district. Doing so would allow us to ask voters to create the district and if approved, generate funding for operations and capital for our police and fire departments. Our City, along with all OK cities and the Oklahoma Municipal League, need to lobby hard for passage into law the ability to ask our voters to create such a district.

Concerning, the utility department we are currently implementing a 5-year rate model and long-term capital reinvestment plan. The other direction from the Authority was to rebuild our reserve fund balance for unexpected expenses or extraordinary changes in customer usage. Moreover, we still need to incorporate an additional approximately \$50 million in capital projects, which we are currently analyzing the potential impact on rates. Finally, we are watching transfer to the general fund closely. All this has to be done to insure adequate revenues are available to meet daily operations. We are meeting these challenges head-on and are confident we will continue to provide both thorough and efficient utility services, along with outstanding customer service.

Despite these legitimate concerns, there are a number of encouraging signs at the national, state, and local levels to include: improving home sales, modest improvements in job growth, and slightly improved growth at the state level. More specifically, we are estimating that there will be over 500 new single-family housing starts. Plus, growth in our retail & commercial sectors is expected. Likewise, we continue to aggressively focus on job retention and recruitment in our manufacturing and high-tech sectors. All this



translates into more jobs and opportunities in our community. Healthy gains in the stock market indicate the recovery is behind us to a certain extent. Finally, the tax cuts approved by Congress and the President should help stimulate the economy.

### **Proposed FY 2019 Municipal Budget**

The proposed Municipal Budget includes planned expenditures of \$254,116,194; an increase of \$4,664,027 or 1.9% over the Fiscal Year 2017-18 originally budgeted expenditures of \$249,452,167. As noted below and on the following page, this includes:

- Operational Expenses -- \$110,804,102– Increase of \$2,505,400 or 2.31%
- Capital Outlay -- \$114,393,492 – Decrease of \$630,873 or 0.5%
- Debt Service -- \$28,918,600– Increase of \$2,800,100 or 10.7%

The decrease in capital outlay is due primarily to decreased budgeted expenditures for the General Obligation Bond Funds created by a vote of the citizens of Broken Arrow in 2011 and 2014. The anticipated sale from the 2014 GOB authorization will be \$11,385,000 which is a decrease of \$7,370,000 from the Fiscal Year 2018 GOB sale of \$18,755,000. Additionally, the budgeted expenditures reflect the assumption all projects funded through the bond sales will be substantially completed during FY 2018.

### **I. General Fund**

#### **1. Revenues and Expenditures**

Again this year, we spent considerable time reviewing each department's previous years and proposed operating expenditures. Likewise, each director spent a considerable amount of time explaining their requests and justifying them based on the actual average usage over a 3-year period.

The total proposed budget for the General Fund, which includes expenditures, transfers out and budgeted ending Reserved and Unreserved Fund balances is \$86,527,373.

Proposed expenditures, including transfers is \$74,091,457, an increase of \$1,915,057 or 2.65% over the FY 2018 Budget. As a point of interest, in addition to the new Public Safety Sales Tax passed in November 2015, the Council adopted an ordinance dedicating at least 36.7% and 30.7% of General Fund revenues to the Police and Fire Sales Tax Funds respectively. The projected increase in General Fund revenue resulted in an amount to be transferred to these funds \$1,113,300 greater than the FY 2018 budgeted transfers for Police and Fire.

With regards to General Fund operating revenues, we did realize an overall increase over the FY 2018 Budget. While sales tax collections are projected to increase 1.0% over FY 2018 collections, Finance estimates that overall revenues for the upcoming year will increase 1.7% or \$957,743 over last year.

In terms of estimating future revenue growth, the Finance Department utilizes historical data. The proposed FY 2019 Budget includes sales and use tax growth at 1.0%; tobacco and franchise tax growth at 3.14% and the remaining revenues at 3.6%.

Based on the above-referenced action items and other steps taken throughout Fiscal Year 2018, the City anticipates the Emergency Reserve Fund Balance will meet the required balance.

## 2. General Fund - Personnel Considerations

Currently in FY 2018, the City has 798 full-time employees City-wide. In our Governmental Funds we have 550.

Based on my continuous observations of day-to-day operations, it is clear that additional employees are needed in certain departments to maintain (and in certain instances enhance) operations and services we provide to the community. The on-going challenges are having sustainable funding to pay for current and any new positions. The FY 2019 Financial Plan calls for increasing the number of new positions in Governmental Funds by 9 1/2 new positions, which will bring the total number of employees in the Governmental Funds to 664 including part-time and seasonal. Below is more detailed information for the additional positions.

Personnel expenses make up 71.24% of the General Fund, 88.3% of the Police Sales Tax Fund, 90.2% of the Fire Sales Tax Fund and 62.7% of the total City budget, excluding capital outlay, debt service and operating transfers out. Also noteworthy, is the fact that public safety consumes 108% of all available sales tax. In essence, this means all other general fund services have to be paid for with other funding sources.

### A. Operational and Administrative Departments Personnel

In an on-going effort to address our staffing challenges to serve our citizens, my budget proposes that as of October 1, 2018, the creation of 4 1/2 new full-time positions in the General Fund. The proposed new positions include:

- Parks and Recreation Department.  
Two (2) new full-time positions. An Irrigation Technician to assist the Parks Department with the irrigation maintenance of the parks, which will include the new dog park and Rose District Phase V and an Events Assistant to help accommodate the increase in the number of events scheduled in the city.
- Legal Department.  
A new full-time Assistant City Attorney. The current work-load of the department and organization necessitates this addition.
- Human Resources Department.

A new position of Organizational Recruiter. In order to implement our new model of hiring for values, enthusiasm, and experience, a dedicated staff member is needed.

- Municipal Court.  
Funding for a part-time Court Marshall to provide security have been included in the proposed budget.

#### B. Police and Fire Departments Funds

In November 2015, Broken Arrow voters overwhelmingly approved perpetually repurposing a portion of the Vision 2025 sales tax to add 20 new police officers and 20 firefighters over a 5-year period. The City began receiving the repurposed sales tax in March 2017. Part and parcel to the repurposing the sales tax was the passage of City Council Ordinance 3360 that dedicates a certain percentage of current General Fund Revenues (\$58,904,600) to separate funds set up for police and fire. The percentages are 36.7% \$21,617,988 for police and 30.7% (\$18,083,712) for fire. Any balances remaining from annual expenditures must stay in the respective funds.

Thanks to two federal safer grants, all 20 new firefighters have been hired and started working. Five new police officers are included in the FY 2019 budget. This will bring the number of officers hired from the repurposed tax to 15.

#### C. Salary Increases

In terms of a salary increase, last year, non-union employees received a 2% general wage adjustment. Additionally, those that were eligible received a 2.5% salary step increase; provided they received a satisfactory performance review.

For FY 2019, we will implement the results of the recently completed Compensation and Classification study. The detailed study revealed that overall, the non-union pay structure slightly lags the market. Here are the highlights of how I plan to implement the recommendations:

- ✓ To remain competitive, adjustments to the pay structure and applicable positions will be made to more accurately reflect the market.
- ✓ HR will implement a move away from the traditional step plan and transition all non-union employees and their respective grades into salary ranges for each position.
- ✓ The next aspect of implementing the plan will be the employee's eligibility for a step-like adjustment for meeting performance expectations. The unions have steps and we want non-union employees to have something similar. So, as a result, if an employee meets expectations, on their anniversary date they will receive a 3% adjustment; provided funds are available.



- ✓ And finally, I have determined that we have sufficient growth and departmental budget savings and overall revenues to support a 2% salary adjustment.

Regarding our unionized employees (police and fire), any increase in wages and compensation will be agreed to vis-à-vis collective bargaining negotiations, which are currently underway.

### 3. FY 2019 Work Plan Highlights

Continuing to set long-term strategic goals is one of our most important responsibility we have as city leaders. In addition to the day-to-day operations, some of the most significant areas of focus include: communications and transparency, planning, economic development, public safety, infrastructure, and enhancements of current services. The following are some highlights for the upcoming Fiscal Year:

#### A. Communications and Transparency.

One of the most important responsibilities we have as city leaders is keeping our citizens informed of what is happening in City Hall and around the community. While we do a great job of transparency, we will undertake the following initiatives:

1. Annual Financial City-wide Newsletter and Annual Report – The Financial edition of our newsletter goes out around Labor Day and the Annual report is distributed in the first quarter of the calendar year. In this edition, we provides our citizens with a plethora of information on revenues, expenditures, comparison of tax rates, utility costs, and work plans.

2. New Communication Initiatives for FY 2019.

Last year, in order to keep our community informed, the Administration implemented the following new initiatives: a new monthly segment from the City Manager's Office with operational and community updates called "BA in Motion" and a spin-off of BA in Motion called "BA in Motion Take 5". We also increased the number of videos spotlighting the activities of the various city departments. Finally, we added the Next-Door App to our social media platform.

In FY 2019 we will add a highlight show spotlighting individual city council member and then delve into the realm of Instagram. These two initiatives will continue to provide our citizens with more information about their elected officials, public policy development, municipal operations, and community events.

#### B. Economic Development.

In my opinion, our most essential non-public safety and capital improvement functions is economic development (ED) administration

– recruitment, retention, and development opportunities. I like to say ED success provides the fuel the government engine needs that, in turn, delivers the critical services we provide the community on a daily basis.

I need to start by acknowledging our partnership with the Economic Development Corporation EDC. By way of two contracts, this entity leads our city-wide ED activities; all the while working very closely with our ED Coordinator, Norm Stephens. Who, by the way, also does an outstanding job for our organization! Through this model many exciting undertakings have and are happening in our community. Here are some highlights for FY 2019:

1. Rose District Improvements.

a. New/additional Retail and Commercial.

New businesses are opening each month. Plus, the City has two agreements in place with developers on the following projects:

1. Redevelopment of our property on North Main (Former Assembly of God Church). Last year, we entered into an agreement with Milestone/Cowan Construction to lease the property and build a 131,000 +/- SF multi-use project that will bring additional retail/commercial to our downtown and City; along with much needed new housing. Construction is scheduled to begin in the first quarter of FY 2019 and should take about 18 months to 2-years to complete. We will complete various infrastructure improvements around the site as part of our obligation.
2. Redevelopment of the Former Presbyterian Church on North Main. The developer has informed us that the former facility will be converted to a restaurant and office space (8,000 SF). The City has committed to assist the developer with upgrading of the water line and add on-street parking.

b. Downtown Public Improvements.

1. Phase V of the Downtown Streetscape Project will start in the early fall of 2018 and will include one-additional block of redevelopment. This public project is part of the Economic Development Agreement reached with Milestone/Cowan Construction in connection with their mixed-use project between Detroit and Elgin.
2. We will complete various road repairs throughout the downtown. Specific highlights include the repaving of Ash from Dallas St. to Detroit St. and 1<sup>st</sup> Street from Dallas St. to College St. Funds will come from 2011/2014 General Obligation Bonds and Vision Funds.
3. Complete various waterline upgrades and parking improvements in connection with the Former Presbyterian Church project.

c. Rose District/Downtown Residential.

In the fall of 2016, we embarked upon a public process to attract new and revitalized housing stock in the downtown area. The main goals are two-fold: (1) create new workable set of guidelines for development; and (2) increase the residential density to support the retail and commercial investments. The consulting firm of ADG was hired to assist the City with implementation of this comprehensive initiative.

In December 2017, the City Council approved the Downtown Residential Overlay District providing the guidelines the initiative needs to chaperon development. This initiative will certainly take time and a comprehensive effort, but in the next 10-years I believe we can anticipate that our downtown residential area will see a significant transformation.

Two points for Council's consideration: First, I believe we should use some of our available capital funds to incentive/stimulate downtown housing initiatives. I intend to present a plan for your consideration in the early part of FY 2019. Secondly, I have included in the proposed budget the use of \$197,190 remaining from the 1994 GOB Package for an initiative in the downtown area. The Council must formally approve the use of these funds. Several possible projects are current under consideration.

2. Proposed Innovation District

The City announced last year plans to proceed with the creation of the new District that will be a partnership between local government, education, and the private sector. The goal is to create a "hub" of innovation in our city that will attract high paying jobs to help sustain our economy. This is a long-term initiative that could take up to 10-years to complete.

This initiative dates back over 3 years and originated out of visioning sessions between the City, Chamber of Commerce, and EDC. The City has committed \$100,000 to hire a consulting firm to assist us in the technical assistance phase of this endeavor. Visioning, partnership-structure, and developing cost estimates for the district's infrastructure will be the consultant's priority. Once this phase is complete, I recommend that the City apply for grant fund from EDA. Submitting the grant will require a local match and that is why we have included \$6 million in the proposed 2018 GOB package for voter approval.

3. Redevelopment of New Orleans and Elm Place

As part of our efforts to promote development in the south part of our community, the Council awarded a contract to study and develop recommendations for revitalizing the shopping area at New



Orleans Elm. Public meetings will be held with recommendations available by the end of Fiscal Year.

- C. Vision 2025 Renewal - New Street Maintenance Program  
The City is now collecting the repurposed Vision 2025 funds for street and road maintenance work. It is estimated that the tax will generate \$3.6 million annually. City Council accepted the Pavement Condition Index Report (PCI) in December 2016. Please recall that the report states that we will need around \$6.0 million annually to keep our PCI number above the optimal goal of 70.

This Fiscal Year our Streets and Stormwater Department will begin implementing a detailed work-plan for use of the funds. In short, I am recommending a plan that includes both internal work and contracts for services (primarily street maintenance and repairs) to maximize available funding. Let me explain.

Internally, approximately \$1 million would be used for: in-house work (i.e. materials for small paving projects, sidewalk & curb repairs, contract for road stripping, and traffic signal maintenance, etc.). The remaining \$2.6 million would be used to complete street maintenance, primarily in our neighborhoods. This will be done by awarding contracts to the private sector for both asphalt and concrete repairs & maintenance. I am endorsing, as part of this plan, that we issue revenue bonds in 5-year increments and use the dedicated funding source for debt-service payments. For example, using this approach and anticipating that \$2.6 million will be available each year, over a 5-year period we would have a total of \$13 million available for debt service. I am recommending we issue \$12,000,000 in revenue notes. The Streets and Stormwater Department would then have a worth-while funding source to implement our PCI Report. Moreover, this approach would allow our department to spend more time working on maintenance activities; especially stormwater work.

The final element is the \$25 million included in the 2018 GOB Package. Each year we issue bonds from this line-item, and we will add the bond funding to the account to continue implementing the PCI program. More information on the proposed plan will be provided to the budget session and first quarter of the fiscal year.

- D. Completion of the 2011 and 2014 General Obligation Bond Projects  
We will continue working towards completion of the remaining voter approved projects in these two packages. We have \$11,385,000 left to sell from the 2014 package and will sell this amount in the fall of 2018. A few of the projects that will be completed/started in FY 2019 include:

1. 9<sup>th</sup> Street (Lynn Lane) – The widening of 9<sup>th</sup> Street from 2 lanes to 5 lanes from El Paso Street to Elgin Street began in

April 2018. This work will continue through the end of the calendar year and may actually roll over to early 2019. A few of the private utility companies such as Oklahoma Natural Gas has been very slow to respond to the City and has caused a few delays. The cost of the roadway construction is around \$3.4 million.

2. 23<sup>rd</sup> Street (County Line Road) – The widening of 23<sup>rd</sup> Street from 2 lanes to 5 lanes from Kenosha Street to Houston Street including a new bridge over the Broken Arrow Expressway is in progress. This project has federal funds through the Surface Transportation Program (STP). This is an excellent opportunity for our community. The Program grants 75% federal funds with only a 25% local funds match. The only challenge is the entire design, environmental clearance procedure, and right of way acquisition processes must follow federal criteria as administered by the state. It adds a significant amount of time to an already long process. Right of way acquisition is nearing completion. We expect that utility relocation will begin in the summer and the actual construction of the bridge and road to begin spring 2019. This construction cost of this project including the bridge is on the order of \$12 million.
3. Washington Street (91<sup>st</sup> Street South) – The widening of Washington Street from 4 lanes to 5 lanes from Garnett Road to Olive Avenue (129<sup>th</sup> E. Ave.) including a pedestrian trail along the north side is expected to begin this upcoming year. The design is complete and the right of way is pending. We have applied for an STP grant, which will greatly help in the overall cost of the project that is on the order of \$5 million. However, if successful, the construction schedule will be greatly impacted due to the federal requirements and processes.
4. Florence Street (111<sup>th</sup> Street South) – The widening of Florence Street from Olive Avenue (129<sup>th</sup> E. Ave.) to Aspen Avenue (145<sup>th</sup> E. Ave.) from 2 lanes to 5 lanes along the east half mile and 3 lanes along the west half mile is expected to be in construction by spring 2019. The design is nearing completion and right of acquisition is in progress. Utility relocation is expected to begin the fall of 2018 with construction to follow shortly thereafter. The cost of construction is about \$3.6 million.
5. Arrow Acres and Arrow Springs Residential Streets – Both the design of Arrow Acres and Arrow Springs residential asphalt street rehabilitation projects are nearing completion. Construction is expected to begin late summer or early fall 2018. The cost of construction is about \$500,000.
6. Wolf Creek Residential Streets - The design of Wolf Creek Subdivision's concrete street rehabilitation project is nearing completion. Construction is expected to begin late fall 2018. The cost of construction is around \$1.8 million.

7. Adult Softball Complex – The design of the Adult Softball Complex and Miracle Field is in progress. It is expected to be completed late summer. Construction is anticipated to begin in early 2019. The project construction costs are around \$5 million. This complex is located at the Chisolm South Events Park.
8. Southwest Park – The City is scheduled to acquire land in the southwest quadrant of the city by the end of the calendar year. This acquisition will allow for us to design and construct a park along Florence Street near Aspen Creek Elementary School. This park will serve the entire southwestern portion of the community. Land acquisition is valued at \$2 million.

E. 2018 General Obligation Bond (GOB) Package  
Work on the Package is in full swing! The City Council has set a date for the election (August 28<sup>th</sup>) and has approved the projects in the package. There are 90 projects totaling \$210,525,000 for voter consideration. The public education phase of the initiative will kick-off shortly after the 4<sup>th</sup> of July and run up until the special election.

F. Creation of Community Service Program  
My goal continues to be the creation of a new program within our Court system to offer eligible individuals the option of community service. The program would be administered in our Municipal Court. Those that chose this opportunity will work with city departments (mainly Streets and Parks) and we will coordinate with private non-profits in the area. This plan includes attempting to work with Tulsa and Wagoner County Sheriff Departments. There may be trustees that could help with our beautification and clean-up efforts.

G. Center for the Creative Arts  
The City has committed approximately \$4 million from both GOB and surplus Vision 2025 funds for this important initiative. To-date, about \$300,000 has been encumbered for architectural services.

The Arts OK Group is currently working on the development of cost estimates for Phase I and II. Notwithstanding, and after much consideration, it has been decided that we will not go forward with Phase II of the project in the 2018 GOB package. Instead, we will continue to work with Arts OK as they endeavor to secure operational funding. I believe that we should allow Arts OK most of FY 2019 to try and secure the on-going funding needed to operate Phase I. If such on-going funds are secured, I recommend that we go out to public bid for the first phase only. If the required operational funding cannot be secured, Council will need to provide direction on use of the Vision Funds and what to do with the GOB



authorization for the project. Tulsa County Vision Authority routinely asks for updates on when we plan to spend our remaining surplus vision funds.

H. Technology

There are two (2) major initiatives underway that will dominate FY 2019 and they include:

a. Enterprise Resource Planning (ERP) Project.

The ERP is underway, with the goal to replace the early 90s legacy financial software system that has been updated several times, but is definitely well beyond its useful life. Bids specification should be completed by the end of 2018. The acquisition and implementation of new software modules will be transforming for our organization. It is estimated the complete package will cost around \$6 million. We have included \$4 million in the proposed GOB package. The remaining funds will come from utility revenue and 911 funding. Once a contract is awarded, completion of the project will take 3 – 4 years.

b. Project Manager Software.

A comprehensive management report is needed to track GOB, BAMA, and STCI projects. Right now status of projects and funding is completely decentralized. This must change as we literally have hundreds of projects that transcend multiple years. A contract for consulting services has been awarded to analyze how we do business and make recommendations on a specifications for a software package. I would anticipate this enterprise will take approximately 18 months to fully implement.

I. Organizational Planning.

During the upcoming FY, we will complete our Comprehensive Master Plan update and an update to our Parks and Recreation Master Plan. These two very important documents will help guide our future for the next decade or longer. Currently the public education and input phases are underway.

## **II. Broken Arrow Municipal Authority (BAMA)**

1. Revenue and Expenditures

The total available revenues from all sources for the Broken Arrow Municipal Authority is \$105,462,110. Total proposed expenditures, including transfers is \$105,115,361. The proposed BAMA budget is \$10,770,561 or 11.42% more than Fiscal Year 2017-18.

2. Budget and Work Plan Highlights

A. Utility Rates

In the fall of 2016, the City Council approved the outline of a 5-year rate model for BAMA and the related increases for utility services. The rate model covers the reasonable estimated expenses for operations and pay-as-you-go capital improvements. It also covers the debt-service needed to fund \$90 million of our \$140 million capital improvement plan approved in 2016. The second year of the model has been approved and the Council will consider the Year 3 increase in October to be effective in November. As part of this process Council amended its policy regarding Emergency Reserve Fund Balance.

BAMA's previous financial policy related to maintaining reserves is set forth in Resolution No. 555 and states that BAMA will maintain an Emergency Reserve fund balance equal to six months of water and wastewater operating and maintenance expense and four months of stormwater operating and maintenance expense. BAMA determined that an Emergency Reserve fund balance of 90 days, on a combined utility basis, would be sufficient and align with industry best practices.

B. Remaining Capital Projects: Bonds vs. Rates.

In the fall of 2016, the notion of going to the voters for a GOB for the remaining \$50 million for projects was discussed. The goal was to determine the most financially viable way of come up with the funding needed for the necessary work.

In a series of meetings with our Financial Advisors, we have determined that it is a more cost-effective way to proceed by adjusting rates to provide debt service. Currently our property tax mil levy is 16.84 and is needed for repayment of debt service for GOBs. This includes debt service and judgments. I have Mr. Schwab and our consultant, Black and Veatch studying our current rate model to determine what additional adjustments will be necessary in the rates to accommodate debt-service for the funds to complete the projects. The administration will present the findings later this summer.

C. Capital Improvement Projects

I have included \$3.91 million in the budget for "pay as you go" capital projects. Several of the highlights of "pay as you go" include:

- Utilities vehicles and equipment \$823,000
- 2 Refuse Trucks \$325,000
- County Line trunk Sewer Odor Control Equipment \$235,000
- Water Line on Jasper, Gardenia to Olive \$200,000

I am also recommending we seek approval of \$25 million in Water Resources loans for several projects in the approved long-term capital plan. These projects are noted on Attachment A.

D. Recycling

The Authority has approved the implementation of two pilot programs for curbside recycling

In December 2017, the Authority approved a recommendation from the Citizens Recycle Committee to implement two pilot programs for curbside recycling. Both pilots would last for approximately four months and include 500 residents for each pilot, with one pilot using both a garbage cart and a recycling cart and the other using only a recycling cart.

Estimated costs for both pilots was \$300,000. Funding was included in the FY 2018 budget and those funds will be carried over into the FY 2019 budget.

Implementation steps are ongoing. It is anticipated that the two pilot programs will be initiated in January 2019 and be completed in May 2019.

### 3. BAMA Personnel

Currently there are 248 employees in our BAMA departments. As part of the approval of the 5-year rate model, the Authority approved approximately 34 new positions for BAMA departments. The third year positions total 4 and include:

1. Utility Department – New Assistant Department Director.
2. Engineering and Construction Department – 2 Project Engineers.
3. Wastewater Plant – 1 new plant operator.

In terms of salary increases I am recommending we mirror what is planned for the General Fund vis-à-vis the implementation of the compensation and class study.

### 4. BAMA Work Plan Highlights

We will continue to work on the water and wastewater infrastructure as depicted in our 5-year Capital Improvements Plan. A few of the projects that will be completed/started in FY 2019 include:

#### A. Water System Improvements

1. Pretreatment Basin Expansion – The design to expand the pretreatment basin at the Water Treatment Plant from 4 plate settlers to 8 plate settlers is complete and at the state for review. We expect to obtain the Permit to Construct this summer and secure the necessary construction funds in the fall. The construction should begin early next calendar year. This project improves our overall treatment control and capacity. It will expand the plant capacity from 20 million gallons a day (MGD) to 30 MGD. The cost of construction is on the order of \$8 million.
2. Copper Sulfate Feed System – The design of the copper sulfate feed system is complete and the review from the state is complete. A Permit to Construct has been issued and the project will be advertised for bids summer 2018 and begin construction fall 2018. This improvement will provide greater raw water quality control at



the pretreatment basin and aide in the protection of the membranes. The cost of construction is around \$200,000.

3. Tiger Hill Water Storage Tank Restoration – The City of Broken Arrow has 10 million gallons of storage in the low pressure plane which serves about 85% of the community. Four (4) million gallons is stored in the facilities on Tiger Hill. The oldest tank was commissioned for use in 1962, whereas the remaining two tanks were commissioned for use in 1976 and 1979 respectively. We are currently in the process of restoring and rehabilitating these tanks. The restoration of the first tank will begin this fall after the peak use of summer declines. The cost to restore the first tank is about \$800,000.

B. Wastewater System Improvements

1. County Line Trunk Sewer Replacement – The County Trunk Sewer was constructed in 1984. It extends from Washington Street (91<sup>st</sup> Street South) south to the Lynn Lane Wastewater Treatment facility. It serves the north and eastern part of the community and transports untreated wastewater to the treatment plant near the Arkansas River. The system consists of large diameter concrete pipe that is nearing the end of its functional life. This project will be separated into phases and will begin at the downstream portions first. The City of Broken Arrow has entered into a Consent Order with the state to address this stretch of sewer line. The design is complete and right of way acquisition is in process. We anticipate submittal to the state and security of a loan this fall. Construction is expected to begin early 2019. The cost of construction for the first phase, which runs from the plant to the Creek Turnpike, is on the order of \$12,500,000.
2. Haikey Creek Plant Grit Facility Upgrade – The Broken Arrow Municipal Authority jointly owns the Haikey Creek Wastewater Treatment Facility with the Tulsa Metropolitan Utility Authority (City of Tulsa). This plant was constructed in 1972. Over the past several years the two entities have been involved in a major overall and upgrade of several facilities and processes at the plant. A few of the projects include: construction of a new Haikey Creek lift station, revamping an existing Flow Equalization basin (FEB), constructing a new FEB, and installing a parallel force main from Haikey Creek lift station to the plant. This year the existing grit facility will be revamped and upgraded. The plans are complete and the project is at the state under review. It should be advertised in late summer with an early fall construction. The cost of construction is about \$3 million with half of it the responsibility of the Authority.

### III. Sales Tax Capital Improvement Fund

The Sales Tax Capital Improvement (STCI) Fund was established in 1970 and is .5% of the 3.55% municipal sales tax. The fund pays for a variety of public improvements including vehicles, police units, fire trucks, ambulances, construction equipment, computer equipment, building improvements, road maintenance and park improvements. Historically throughout the fiscal year

it is accessed for unanticipated capital expenditures that require immediate attention. A substantial fund balance is maintained to ensure funding is available for emergency capital expenditures.

Revenue for FY 2018-19 is estimated at \$7,888,300. The beginning fund balance is \$8,317,790, of which \$900,000 is reserved for Debt Service.

Some of the proposed capital projects that total \$8,527,500 include the following projects and programs:

- Street and Stormwater new and replacement equipment \$830,000
- Police Vehicles \$650,000
- Fire Engine and other vehicles \$630,000
- Comprehensive Plan Update Completion \$251,000
- Traffic Signal at Hillside Drive and 23<sup>rd</sup> Street \$275,000
- Storm Siren and Radio Upgrades \$200,000
- Debt service to pay for the Bass Pro Building is \$1,995,000.

Total expenditures are projected to be \$10,522,500 and the ending fund balance is projected to decline to \$5,683,590.

#### **IV. Broken Arrow Economic Development Authority**

The Broken Arrow Economic Development Authority was created to encourage development of industry, retail and commerce, as well as and other related activities on behalf of the City. The contract for ED services expires on June 30, 2018 and the one for downtown redevelopment services expires on April 30, 2019. Both will have to be renegotiated.

There is presently no general-purpose funding source for BAEDA. As a result, expenditures are ultimately funded through the General Fund, BAMA or the Sales Tax Capital Improvement Fund.

The sole direct revenue source for BAEDA is revenue generated from the Downtown Tax Increment Financing District. Those revenues are restricted to fund the debt service within the TIF and repayment of TIF expenditures.

For Fiscal Year 2019 transfers from General Fund and BAMA are \$1,200,000. These transfers pay for contractual agreements with the Economic Development Corporation, economic development programs managed by the Tulsa Metro Chamber and economic development incentives.

#### **VIII. FY 2019 Priorities:**

- Implement Recycling Committee's recommendations for two (2) curb-side recycling program.
- Implement public education phase associated with the 2018 General Bond Obligation Package. Vote set for August 28<sup>th</sup>.

- Seek approval and implement new Street and Stormwater Department Neighborhood Street Maintenance Program.
- Complete the Comprehensive Master Plan update.
- Complete the Parks and Recreation Master Plan update.
- Continue completing approved GOB package projects, implementing our long-term BAMA capital improvement program, and approved the 3<sup>rd</sup> year of a multi-year rate model for BAMA.
- Assist Milestone and Soundmind Memory Hospital with their development projects. Also, complete Nashville Street in connection with the Alfa Laval plant expansion.
- Finalize a decision on the Creative Arts Center – Phase I. Assist Arts OK with securing operational funding for the Creative Arts Center.
- Complete the expansion of our Veteran’s Memorial Park and improvements in our new Memorial Park for First Responders and Bever family victims
- Work with local and state officials to implement a better taxation funding model for revenues to pay for municipal operations.
- Implement best practice recommendations for Finance, Street & Stormwater, and Utility Departments.

## Conclusion

This year’s budget document is the product of many hours of hard work by the entire City’s Leadership Team and staff. It represents a sound financial plan that provides the resources needed to maintain a high level of public services to our citizens and the funds required to reinvest in our infrastructure.

The Department Directors and their staffs prepared their individual budgets. Staff members from our Finance Department contributed many hours to prepare the Budget. Special recognition goes to Tom Cook, Robin Tai, and Alicia Glanz for their many hours of commitment and dedication to this budget. This teamwork has produced a budget that embodies the City Council’s commitment to financial discipline at all levels of the organization. I am looking forward to getting our new Finance Director up-to-speed as soon as practicable on the budget.

The team work demonstrated in preparing this budget is an outstanding example of how the City employees are working to serve the best interests of the City of Broken Arrow. We look forward to discussing the proposed plan with the governing body.

Respectfully Submitted,



Michael L. Spurgeon  
City Manager

cc: Russell Gale, Assistant City Manager – Administration  
Kenny Schwab, Assistant City Manager – Operations  
Cindy Arnold, Finance Director

**FY 2019 CM Budget Message - Attachment A**

**FY19 OWRB Loan Projects Request**

Projects	Cost
Water Treatment Plant - Plate Settlers Expansion	5,700,000
Secondary Tulsa Water Connection - Land Acquisition	400,000
4MG Restoration - Phase 2 Tiger Hill Design	60,000
<b>Total Water</b>	<b>6,160,000</b>
Lynn Lane Plant - Rehab of West Clarifier/Digestors	3,800,000
Lynn Lane Plant - Disinfection System - Design	300,000
Lynn Lane Trunk Sewer Replacement	6,300,000
County Line Trunk Sewer Replacement	8,000,000
Elm Creek Trunk Sewer Replacement	600,000
<b>Total Sewer</b>	<b>19,000,000</b>
<b>Total Loan</b>	<b>25,160,000</b>





# BROKEN ARROW

*Where opportunity lives*

## **PRINCIPAL OFFICIALS**

### **MAYOR AND CITY COUNCIL**

Honorable Craig Thurmond, Mayor (Ward II)  
Honorable Scott Eudey, Vice Mayor (Ward IV)

Honorable Debra Wimpee (Ward I)  
Honorable Mike Lester (Ward III)  
Honorable Johnnie Parks (At-Large)

## **ADMINISTRATION**

Michael Spurgeon, City Manager  
Russell Gale, Assistant City Manager – Administration  
Kenneth Schwab, Assistant City Manager - Operations

Cindy Arnold, Finance Director/Treasurer  
Brandon Berryhill, Chief of Police  
Trevor Dennis, Acting City Attorney  
Kenneth Schwab, Acting Utility Department Director  
Scott Esmond, Parks and Recreation Director  
Jannette McCormick, Human Resources Director  
Alex Mills, Engineering/Construction Director  
Jeremy Moore, Fire Chief  
John Myers, Acting Streets/Stormwater Director  
Michael Skates, Development Services Director  
Stephen Steward, Information Technology Director  
Lee Zirk, General Services Director

Thank you to the City Clerk's office for the  
printing and binding of the budget book.

## **FY2019 BUDGET**

## **FY2020 FINANCIAL PLAN**

## **OUR MISSION**

**City of Broken Arrow**

**To lead with character and excellence;**

**To provide exceptional services in a responsive, caring manner with a professional attitude;**

**To establish an environment that fosters growth and enhances the quality of life for all citizens.**

## **OUR VISION**

### **City of Broken Arrow**

**The City of Broken Arrow will set the standard by providing the best municipal programs and services in our region, while promoting a positive environment for families, business, community organizations and visitor. Broken Arrow will be a community that we are proud to call home.**

## **OUR CORE VALUES**

### **City of Broken Arrow**

**Excellence** refers to an attitude that is pervasive in all we do. We strive to excel in our provision of programs and services, to do and be the best we can. Superior quality is our goal.

**Character** encompasses all the many traits that make up good character. It also refers to the Character program that the City has adopted and is incorporating into our every day work habits.

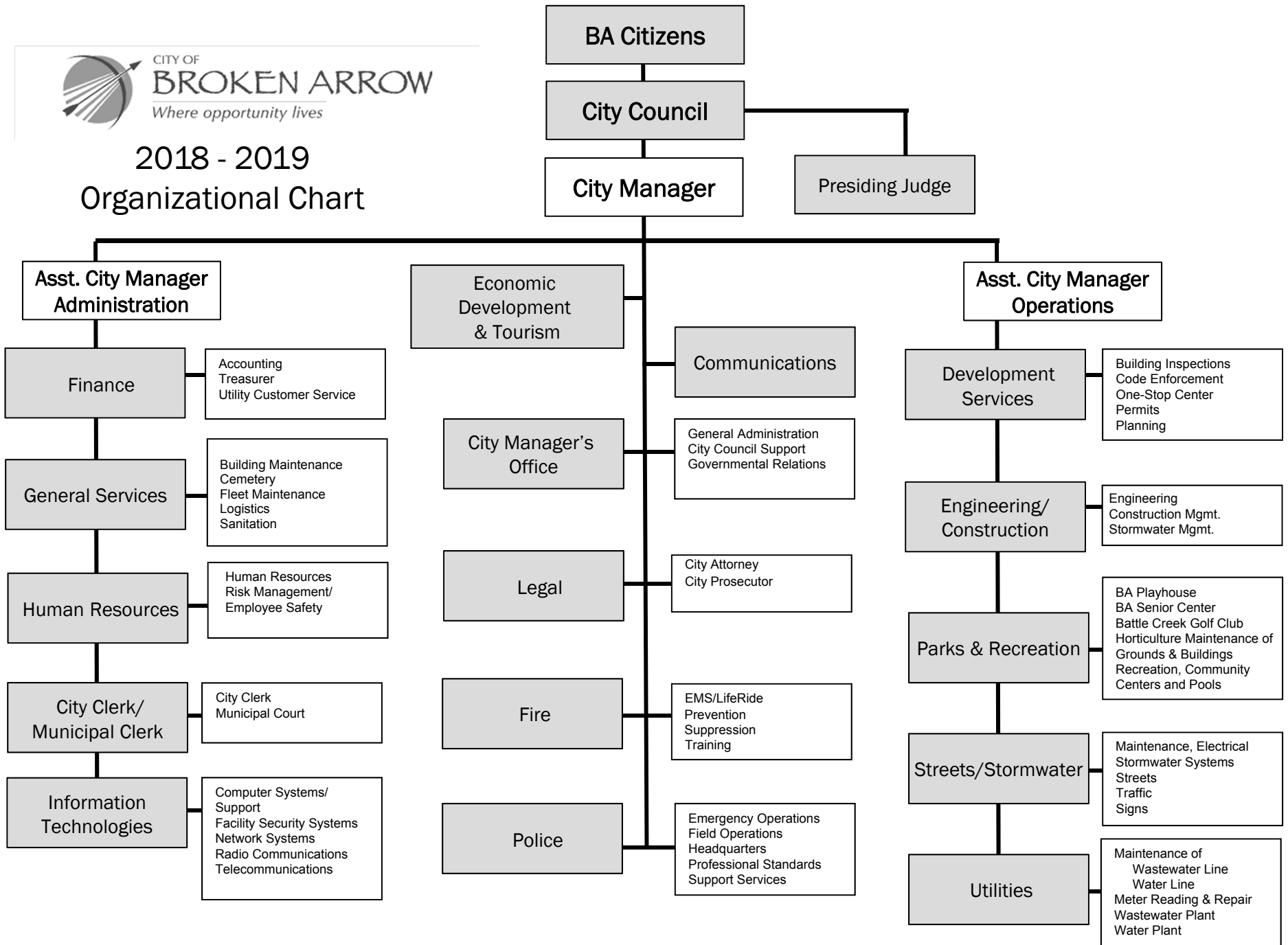
**Leadership** relates to the value of striving to be the organization that others look to for solutions. We want to be on the cutting edge in terms of resolving problems, finding innovative and creative solutions. The City government organization will take charge and guide the community into the future.





CITY OF  
**BROKEN ARROW**  
*Where opportunity lives*

**2018 - 2019**  
**Organizational Chart**



**CITY OF BROKEN ARROW  
TABLE OF CONTENTS  
FY2019 BUDGET  
FY2020 FINANCIAL PLAN**

BUDGET SUMMARY 2019.....	i
FINANCIAL PLAN 2020.....	viii
CITY OF BROKEN ARROW BUDGET SUMMARY 2019.....	xv
CITY OF BROKEN ARROW REVENUE SOURCES 2019.....	xvi
CITY OF BROKEN ARROW BUDGET EXPENDITURES 2019.....	xvii
GENERAL FUND BUDGET RESOURCES 2019.....	xviii
GENERAL FUND BUDGET EXPENSES BY DEPARTMENT 2019.....	xix
GENERAL FUND EXPENSE BY CLASSIFICATION 2019.....	xx
GENERAL FUND BUDGETED PERSONNEL EXPENDITURES BY DEPARTMENT...	xxi
POLICE SALES TAX FUND EXPENSES BY CLASSIFICATION.....	xxii
FIRE SALES TAX FUND EXPENSES BY CLASSIFICATION.....	xxiii
BAMA REVENUE RESOURCES 2019.....	xxiv
BAMA EXPENSES BY DIVISION 2019.....	xxv
BAMA EXPENSES BY CLASSIFICATION 2019.....	xxvi
BAMA BUDGETED PERSONNEL EXPENDITURES BY DEPARTMENT.....	xxvii
POSITION STATUS REPORT.....	xxviii
BUDGET CALENDAR.....	xxxvii
BUDGET RESOLUTION.....	xxxviii

**GENERAL FUND**

REVENUE SUMMARY.....	1
ACTUAL EXPENDITURES 2017.....	4
BUDGETED EXPENDITURES 2018.....	5
ESTIMATED ACTUAL EXPENDITURES 2018.....	6
BUDGETED EXPENDITURES 2019.....	7
BUDGETED EXPENDITURES 2020.....	8
DEPARTMENTAL BUDGETS:	
CITY MANAGER.....	9
FINANCE.....	12
CITY ATTORNEY.....	14
HUMAN RESOURCES.....	16
INFORMATION TECHNOLOGIES.....	20
DEVELOPMENT SERVICES.....	22
GENERAL GOVERNMENT.....	29
CITY/COURT CLERKS.....	32
GENERAL SERVICES.....	35
STREET/STORMWATER.....	38
PARKS AND RECREATION.....	43

**CITY OF BROKEN ARROW  
TABLE OF CONTENTS  
FY2019 BUDGET  
FY2020 FINANCIAL PLAN**

**BROKEN ARROW MUNICIPAL AUTHORITY (BAMA)**

FINANCIAL PLAN 2019-2020.....	54
CHARGES FOR SERVICES.....	55
FINANCIAL PLAN 2018.....	56
ESTIMATED ACTUAL EXPENDITURES 2018.....	57
FINANCIAL PLAN 2019.....	58
FINANCIAL PLAN 2020.....	59
<b>DEPARTMENTAL BUDGETS:</b>	
OFFICE OF THE CITY MANAGER.....	60
FINANCE.....	62
GENERAL GOVERNMENT.....	64
GENERAL SERVICES.....	66
CONSTRUCTION/ENGINEERING.....	75
STREET/STORMWATER.....	80
UTILITIES.....	83
CAPITAL OUTLAY.....	94

**OTHER FUNDS**

**GOVERNMENTAL:**

SPECIAL REVENUE:

EXCESS CAPACITY SEWER ESCROW.....	102
STORMWATER CAPITAL.....	104
CONVENTION & VISITORS BUREAU.....	106
SALES TAX CAPITAL IMPROVEMENTS.....	108
POLICE ENHANCEMENT.....	118
PARK AND RECREATION CAPITAL IMPROVEMENTS.....	120
CEMETERY CARE.....	122
STREET AND ALLEY.....	124
HOUSING AND URBAN DEVELOPMENT.....	126
E-911.....	128
CRIME PREVENTION.....	130
BATTLE CREEK GOLF COURSE.....	132
ALCOHOL ENFORCEMENT.....	133
STREET LIGHTS .....	134

**CITY OF BROKEN ARROW  
TABLE OF CONTENTS  
FY2019 BUDGET  
FY2020 FINANCIAL PLAN**

**OTHER FUNDS (CONTINUED)**

**GOVERNMENTAL (CONTINUED):**

STREET SALES TAX.....	136
POLICE SALES TAX.....	138
FIRE SALES TAX.....	147
WAGONER COUNTY FIRE SALES TAX.....	156
1994 TAXABLE GENERAL OBLIGATION BOND ISSUE.....	157
2008 GENERAL OBLIGATION BOND ISSUE.....	159
INTERNAL SERVICE FUNDS:	
WORKERS' COMPENSATION.....	161
GROUP HEALTH AND LIFE.....	162
DEBT SERVICE FUND.....	163
BROKEN ARROW ECONOMIC DEVELOPMENT AUTHORITY.....	167
2011 GENERAL OBLIGATION BOND ISSUE.....	168
2014 GENERAL OBLIGATION BOND ISSUE.....	170



**CITY OF BROKEN ARROW  
BUDGET SUMMARY  
FISCAL YEAR 2019**

DESCRIPTION	GENERAL FUND 10	BROKEN ARROW MUNICIPAL AUTHORITY 20	EXCESS CAPACITY SEWER ESCROW 25	STORMWATER MANAGEMENT CAPITAL 26
<b>Revenues:</b>				
Taxes	44,082,300	0	0	0
Licenses & Permits	937,400	0	0	0
Intergovernmental	407,000	0	0	0
Charges For Services	10,875,000	47,715,200	150,000	300,000
Fines, Forfeitures & Assessments	1,218,500	959,800	0	0
Interest	21,400	6,500	500	600
Miscellaneous	1,363,000	105,500	0	0
<b>Total Revenues</b>	<b>58,904,600</b>	<b>48,787,000</b>	<b>150,500</b>	<b>300,600</b>
<b>Other Financing Sources:</b>				
Transfer of Fund Balance for Prior Year Capital Projects	0	942,289	0	0
OWRB Proceeds from Prior Years	0	1,157,421	0	0
Transfers In	15,192,200	14,167,200	0	0
Bond/Note Proceeds	0	40,408,200	0	0
<b>Total Other Financing Sources</b>	<b>15,192,200</b>	<b>56,675,110</b>	<b>0</b>	<b>0</b>
<b>Total Revenues &amp; Sources</b>	<b>74,096,800</b>	<b>105,462,110</b>	<b>150,500</b>	<b>300,600</b>
<b>Beginning Reserved Fund Balance:</b>				
Emergency Reserve	5,725,280	6,757,025	0	0
Compensated Absences	2,828,770	0	0	0
Capital Projects	2,123,166	0	891,727	1,457,645
Debt Service	1,753,357	0	0	0
Other Purposes	0	0	0	0
<b>Total Beginning Reserved Fund Balance</b>	<b>12,430,573</b>	<b>6,757,025</b>	<b>891,727</b>	<b>1,457,645</b>
<b>Total Sources</b>	<b>86,527,373</b>	<b>112,219,135</b>	<b>1,042,227</b>	<b>1,758,245</b>
<b>Expenditures</b>				
Personal Services	13,862,407	17,376,172	0	0
Other Services and Charges	4,472,700	13,045,400	0	0
Materials and Supplies	1,287,450	4,855,800	0	0
Capital Outlay	0	44,299,789	250,000	445,600
Fiscal Agent Fees	0	0	0	0
Debt Service	0	10,771,000	0	0
<b>Total Expenditures</b>	<b>19,622,557</b>	<b>90,348,161</b>	<b>250,000</b>	<b>445,600</b>
<b>Other Financing Uses-</b>				
Transfers Out	54,468,900	14,767,200	0	0
Bond Issuance Costs	0	0	0	0
<b>Total Other Financing Uses</b>	<b>54,468,900</b>	<b>14,767,200</b>	<b>0</b>	<b>0</b>
<b>Total Expenditures &amp; Uses</b>	<b>74,091,457</b>	<b>105,115,361</b>	<b>250,000</b>	<b>445,600</b>
<b>Ending Reserved Fund Balance:</b>				
Emergency Reserve	5,794,686	7,103,774	0	0
Compensated Absences	2,828,770	0	0	0
Capital Projects	2,041,560	0	792,227	1,312,645
Debt Service	1,770,900	0	0	0
Other Purposes	0	0	0	0
<b>Total Ending Reserved Fund Balance</b>	<b>12,435,916</b>	<b>7,103,774</b>	<b>792,227</b>	<b>1,312,645</b>
<b>Total Budget</b>	<b>86,527,373</b>	<b>112,219,135</b>	<b>1,042,227</b>	<b>1,758,245</b>

**CITY OF BROKEN ARROW  
BUDGET SUMMARY  
FISCAL YEAR 2019**

DESCRIPTION	CONVENTION & VISITORS BUREAU 27	SALES TAX CAPITAL IMPROVEMENT 30	POLICE ENHANCEMENT 31	PARK AND RECREATION CAPITAL IMPROVEMENT 32
<b>Revenues:</b>				
Taxes	580,000	7,078,500	0	0
Licenses & Permits	0	0	0	0
Intergovernmental	0	800,000	0	0
Charges For Services	0	0	0	170,000
Fines, Forfeitures & Assessments	0	0	72,000	0
Interest	200	9,800	400	600
Miscellaneous	3,000	0	0	30,000
<b>Total Revenues</b>	<b>583,200</b>	<b>7,888,300</b>	<b>72,400</b>	<b>200,600</b>
<b>Other Financing Sources:</b>				
Transfer of Fund Balance for Prior Year Capital Projects	0	0	0	0
OWRB Proceeds from Prior Years	0	0	0	0
Transfers In	0	0	0	0
Bond/Note Proceeds	0	0	0	0
<b>Total Other Financing Sources</b>	<b>0</b>	<b>0</b>	<b>0</b>	<b>0</b>
<b>Total Revenues &amp; Sources</b>	<b>583,200</b>	<b>7,888,300</b>	<b>72,400</b>	<b>200,600</b>
<b>Beginning Reserved Fund Balance:</b>				
Emergency Reserve	0	0	0	0
Compensated Absences	0	0	0	0
Capital Projects	0	7,417,790	0	536,092
Debt Service	0	900,000	0	0
Other Purposes	365,199	0	169,241	0
<b>Total Beginning Reserved Fund Balance</b>	<b>365,199</b>	<b>8,317,790</b>	<b>169,241</b>	<b>536,092</b>
<b>Total Sources</b>	<b>948,399</b>	<b>16,206,090</b>	<b>241,641</b>	<b>736,692</b>
<b>Expenditures</b>				
Personal Services	0	0	0	0
Other Services and Charges	301,750	0	93,200	0
Materials and Supplies	3,000	0	41,800	0
Capital Outlay	1,000	8,527,500	20,000	607,750
Fiscal Agent Fees	0	0	0	0
Debt Service	0	1,995,000	0	0
<b>Total Expenditures</b>	<b>305,750</b>	<b>10,522,500</b>	<b>155,000</b>	<b>607,750</b>
<b>Other Financing Uses-</b>				
Transfers Out	225,000	0	0	0
Bond Issuance Costs	0	0	0	0
<b>Total Other Financing Uses</b>	<b>225,000</b>	<b>0</b>	<b>0</b>	<b>0</b>
<b>Total Expenditures &amp; Uses</b>	<b>530,750</b>	<b>10,522,500</b>	<b>155,000</b>	<b>607,750</b>
<b>Ending Reserved Fund Balance:</b>				
Emergency Reserve	0	0	0	0
Compensated Absences	0	0	0	0
Capital Projects	0	4,978,590	0	128,942
Debt Service	0	705,000	0	0
Other Purposes	417,649	0	86,641	0
<b>Total Ending Reserved Fund Balance</b>	<b>417,649</b>	<b>5,683,590</b>	<b>86,641</b>	<b>128,942</b>
<b>Total Budget</b>	<b>948,399</b>	<b>16,206,090</b>	<b>241,641</b>	<b>736,692</b>

**CITY OF BROKEN ARROW  
BUDGET SUMMARY  
FISCAL YEAR 2019**

DESCRIPTION	CEMETERY CARE 33	STREET AND ALLEY 34	HOUSING AND URBAN DEVELOPMENT 35	E-911 36
<b>Revenues:</b>				
Taxes	0	0	0	0
Licenses & Permits	0	0	0	0
Intergovernmental	0	1,000,000	665,532	0
Charges For Services	40,000	0	0	1,120,000
Fines, Forfeitures & Assessments	0	0	0	0
Interest	200	700	0	900
Miscellaneous	0	0	0	0
<b>Total Revenues</b>	<b>40,200</b>	<b>1,000,700</b>	<b>665,532</b>	<b>1,120,900</b>
<b>Other Financing Sources:</b>				
Transfer of Fund Balance for Prior Year Capital Projects	0	0	0	0
OWRB Proceeds from Prior Years	0	0	0	0
Transfers In	0	0	0	0
Bond/Note Proceeds	0	0	0	0
<b>Total Other Financing Sources</b>	<b>0</b>	<b>0</b>	<b>0</b>	<b>0</b>
<b>Total Revenues &amp; Sources</b>	<b>40,200</b>	<b>1,000,700</b>	<b>665,532</b>	<b>1,120,900</b>
<b>Beginning Reserved Fund Balance:</b>				
Emergency Reserve	0	0	0	0
Compensated Absences	0	0	0	0
Capital Projects	325,345	0	0	0
Debt Service	0	0	0	0
Other Purposes	0	1,334,429	236,201	1,864,751
<b>Total Beginning Reserved Fund Balance</b>	<b>325,345</b>	<b>1,334,429</b>	<b>236,201</b>	<b>1,864,751</b>
<b>Total Sources</b>	<b>365,545</b>	<b>2,335,129</b>	<b>901,733</b>	<b>2,985,651</b>
<b>Expenditures</b>				
Personal Services	0	0	0	0
Other Services and Charges	0	0	61,502	0
Materials and Supplies	0	0	0	0
Capital Outlay	93,000	175,000	604,030	30,000
Fiscal Agent Fees	0	0	0	0
Debt Service	0	0	0	0
<b>Total Expenditures</b>	<b>93,000</b>	<b>175,000</b>	<b>665,532</b>	<b>30,000</b>
<b>Other Financing Uses-</b>				
Transfers Out	0	720,000	0	720,000
Bond Issuance Costs	0	0	0	0
<b>Total Other Financing Uses</b>	<b>0</b>	<b>720,000</b>	<b>0</b>	<b>720,000</b>
<b>Total Expenditures &amp; Uses</b>	<b>93,000</b>	<b>895,000</b>	<b>665,532</b>	<b>750,000</b>
<b>Ending Reserved Fund Balance:</b>				
Emergency Reserve	0	0	0	0
Compensated Absences	0	0	0	0
Capital Projects	272,545	0	0	0
Debt Service	0	0	0	0
Other Purposes	0	1,440,129	236,201	2,235,651
<b>Total Ending Reserved Fund Balance</b>	<b>272,545</b>	<b>1,440,129</b>	<b>236,201</b>	<b>2,235,651</b>
<b>Total Budget</b>	<b>365,545</b>	<b>2,335,129</b>	<b>901,733</b>	<b>2,985,651</b>

**CITY OF BROKEN ARROW  
BUDGET SUMMARY  
FISCAL YEAR 2019**

DESCRIPTION	CRIME PREVENTION 37	BATTLE CREEK GOLF COURSE 40	ALCOHOL ENFORCEMENT 41	STREET LIGHTING 42
<b>Revenues:</b>				
Taxes	0	0	0	0
Licenses & Permits	0	0	0	0
Intergovernmental	106,600	0	0	0
Charges For Services	0	1,585,019	10,000	600,000
Fines, Forfeitures & Assessments	0	0	0	0
Interest	100	0	100	600
Miscellaneous	0	0	0	0
<b>Total Revenues</b>	<b>106,700</b>	<b>1,585,019</b>	<b>10,100</b>	<b>600,600</b>
<b>Other Financing Sources:</b>				
Transfer of Fund Balance for Prior Year Capital Projects	0	0	0	0
OWRB Proceeds from Prior Years	0	0	0	0
Transfers In	0	0	0	0
Bond/Note Proceeds	0	0	0	0
<b>Total Other Financing Sources</b>	<b>0</b>	<b>0</b>	<b>0</b>	<b>0</b>
<b>Total Revenues &amp; Sources</b>	<b>106,700</b>	<b>1,585,019</b>	<b>10,100</b>	<b>600,600</b>
<b>Beginning Reserved Fund Balance:</b>				
Emergency Reserve	0	0	0	0
Compensated Absences	0	0	0	0
Capital Projects	0	0	0	0
Debt Service	0	0	0	0
Other Purposes	158,935	109,276	93,013	656,784
<b>Total Beginning Reserved Fund Balance</b>	<b>158,935</b>	<b>109,276</b>	<b>93,013</b>	<b>656,784</b>
<b>Total Sources</b>	<b>265,635</b>	<b>1,694,295</b>	<b>103,113</b>	<b>1,257,384</b>
<b>Expenditures</b>				
Personal Services	0	0	0	0
Other Services and Charges	71,300	1,153,859	5,000	390,000
Materials and Supplies	35,300	400,000	15,000	183,000
Capital Outlay	0	0	0	659,000
Fiscal Agent Fees	0	0	0	0
Debt Service	0	0	0	0
<b>Total Expenditures</b>	<b>106,600</b>	<b>1,553,859</b>	<b>20,000</b>	<b>1,232,000</b>
<b>Other Financing Uses-</b>				
Transfers Out	0	0	0	0
Bond Issuance Costs	0	0	0	0
<b>Total Other Financing Uses</b>	<b>0</b>	<b>0</b>	<b>0</b>	<b>0</b>
<b>Total Expenditures &amp; Uses</b>	<b>106,600</b>	<b>1,553,859</b>	<b>20,000</b>	<b>1,232,000</b>
<b>Ending Reserved Fund Balance:</b>				
Emergency Reserve	0	0	0	0
Compensated Absences	0	0	0	0
Capital Projects	0	0	0	0
Debt Service	0	0	0	0
Other Purposes	159,035	140,436	83,113	25,384
<b>Total Ending Reserved Fund Balance</b>	<b>159,035</b>	<b>140,436</b>	<b>83,113</b>	<b>25,384</b>
<b>Total Budget</b>	<b>265,635</b>	<b>1,694,295</b>	<b>103,113</b>	<b>1,257,384</b>



**CITY OF BROKEN ARROW  
BUDGET SUMMARY  
FISCAL YEAR 2019**

DESCRIPTION	STREET SALES TAX 43	POLICE SALES TAX 44	FIRE SALES TAX 45	1994 BOND ISSUE 55
<b>Revenues:</b>				
Taxes	3,541,800	2,123,530	2,125,080	0
Licenses & Permits	0	0	0	0
Intergovernmental	0	100,000	517,900	0
Charges For Services	0	0	0	0
Fines, Forfeitures & Assessments	0	0	0	0
Interest	2,500	2,100	2,700	50
Miscellaneous	0	23,500	0	0
<b>Total Revenues</b>	<b>3,544,300</b>	<b>2,249,130</b>	<b>2,645,680</b>	<b>50</b>
<b>Other Financing Sources:</b>				
Transfer of Fund Balance for Prior Year Capital Projects	0	0	0	0
OWRB Proceeds from Prior Years	0	0	0	0
Transfers In	0	22,337,988	18,083,712	0
Bond/Note Proceeds	0	0	0	0
<b>Total Other Financing Sources</b>	<b>0</b>	<b>22,337,988</b>	<b>18,083,712</b>	<b>0</b>
<b>Total Revenues &amp; Sources</b>	<b>3,544,300</b>	<b>24,587,118</b>	<b>20,729,392</b>	<b>50</b>
<b>Beginning Reserved Fund Balance:</b>				
Emergency Reserve	0	0	0	0
Compensated Absences	0	0	0	0
Capital Projects	3,078,392	0	0	0
Debt Service	0	0	0	0
Other Purposes	0	2,746,145	324,711	197,140
<b>Total Beginning Reserved Fund Balance</b>	<b>3,078,392</b>	<b>2,746,145</b>	<b>324,711</b>	<b>197,140</b>
<b>Total Sources</b>	<b>6,622,692</b>	<b>27,333,263</b>	<b>21,054,103</b>	<b>197,190</b>
<b>Expenditures</b>				
Personal Services	0	19,836,801	18,419,611	0
Other Services and Charges	0	1,568,600	900,600	0
Materials and Supplies	0	967,600	795,900	0
Capital Outlay	6,618,400	92,100	300,500	197,190
Fiscal Agent Fees	0	0	0	0
Debt Service	0	0	0	0
<b>Total Expenditures</b>	<b>6,618,400</b>	<b>22,465,101</b>	<b>20,416,611</b>	<b>197,190</b>
<b>Other Financing Uses-</b>				
Transfers Out	0	0	0	0
Bond Issuance Costs	0	0	0	0
<b>Total Other Financing Uses</b>	<b>0</b>	<b>0</b>	<b>0</b>	<b>0</b>
<b>Total Expenditures &amp; Uses</b>	<b>6,618,400</b>	<b>22,465,101</b>	<b>20,416,611</b>	<b>197,190</b>
<b>Ending Reserved Fund Balance:</b>				
Emergency Reserve	0	0	0	0
Compensated Absences	0	0	0	0
Capital Projects	4,292	0	0	0
Debt Service	0	0	0	0
Other Purposes	0	4,868,162	637,492	0
<b>Total Ending Reserved Fund Balance</b>	<b>4,292</b>	<b>4,868,162</b>	<b>637,492</b>	<b>0</b>
<b>Total Budget</b>	<b>6,622,692</b>	<b>27,333,263</b>	<b>21,054,103</b>	<b>197,190</b>

**CITY OF BROKEN ARROW  
BUDGET SUMMARY  
FISCAL YEAR 2019**

DESCRIPTION	2008 BOND ISSUE 59	WORKERS COMPENSATION 60	GROUP HEALTH & LIFE 61	DEBT SERVICE 70
<b>Revenues:</b>				
Taxes	0	0	0	15,500,000
Licenses & Permits	0	0	0	0
Intergovernmental	0	0	0	0
Charges For Services	0	1,200,000	8,820,000	0
Fines, Forfeitures & Assessments	0	0	0	0
Interest	5,000	800	1,000	195,000
Miscellaneous	0	0	0	0
<b>Total Revenues</b>	<b>5,000</b>	<b>1,200,800</b>	<b>8,821,000</b>	<b>15,695,000</b>
<b>Other Financing Sources:</b>				
Transfer of Fund Balance for Prior Year Capital Projects	0	0	0	0
OWRB Proceeds from Prior Years	0	0	0	0
Transfers In	0	0	0	0
Bond/Note Proceeds	0	0	0	0
<b>Total Other Financing Sources</b>	<b>0</b>	<b>0</b>	<b>0</b>	<b>0</b>
<b>Total Revenues &amp; Sources</b>	<b>5,000</b>	<b>1,200,800</b>	<b>8,821,000</b>	<b>15,695,000</b>
<b>Beginning Reserved Fund Balance:</b>				
Emergency Reserve	0	0	0	0
Compensated Absences	0	0	0	0
Capital Projects	1,856,858	0	0	0
Debt Service	0	0	0	10,033,827
Other Purposes	0	(937,834)	1,299,822	0
<b>Total Beginning Reserved Fund Balance</b>	<b>1,856,858</b>	<b>(937,834)</b>	<b>1,299,822</b>	<b>10,033,827</b>
<b>Total Sources</b>	<b>1,861,858</b>	<b>262,966</b>	<b>10,120,822</b>	<b>25,728,827</b>
<b>Expenditures</b>				
Personal Services	0	0	0	0
Other Services and Charges	0	1,100,000	8,300,000	0
Materials and Supplies	0	0	0	0
Capital Outlay	1,861,858	0	0	0
Fiscal Agent Fees	0	0	0	10,350
Debt Service	0	0	0	15,402,600
<b>Total Expenditures</b>	<b>1,861,858</b>	<b>1,100,000</b>	<b>8,300,000</b>	<b>15,412,950</b>
<b>Other Financing Uses-</b>				
Transfers Out	0	0	0	80,000
Bond Issuance Costs	0	0	0	135,000
<b>Total Other Financing Uses</b>	<b>0</b>	<b>0</b>	<b>0</b>	<b>215,000</b>
<b>Total Expenditures &amp; Uses</b>	<b>1,861,858</b>	<b>1,100,000</b>	<b>8,300,000</b>	<b>15,627,950</b>
<b>Ending Reserved Fund Balance:</b>				
Emergency Reserve	0	0	0	0
Compensated Absences	0	0	0	0
Capital Projects	0	0	0	0
Debt Service	0	0	0	10,100,877
Other Purposes	0	(837,034)	1,820,822	0
<b>Total Ending Reserved Fund Balance</b>	<b>0</b>	<b>(837,034)</b>	<b>1,820,822</b>	<b>10,100,877</b>
<b>Total Budget</b>	<b>1,861,858</b>	<b>262,966</b>	<b>10,120,822</b>	<b>25,728,827</b>

**CITY OF BROKEN ARROW  
BUDGET SUMMARY  
FISCAL YEAR 2019**

DESCRIPTION	BROKEN ARROW ECONOMIC DEVELOPMENT AUTHORITY 87	2011 BOND ISSUE 91	2014 BOND ISSUE 92	TOTAL
<b>Revenues:</b>				
Taxes	0	0	0	75,031,210
Licenses & Permits	0	0	0	937,400
Intergovernmental	0	0	0	3,597,032
Charges For Services	0	0	0	72,585,219
Fines, Forfeitures & Assessments	0	0	0	2,250,300
Interest	9,000	50,000	200,000	510,750
Miscellaneous	1,111,000	0	0	2,636,000
<b>Total Revenues</b>	<b>1,120,000</b>	<b>50,000</b>	<b>200,000</b>	<b>157,547,911</b>
<b>Other Financing Sources:</b>				
Transfer of Fund Balance for Prior Year Capital Projects	0	0	0	942,289
OWRB Proceeds from Prior Years	0	0	0	1,157,421
Transfers In	1,200,000	0	0	70,981,100
Bond/Note Proceeds	0	0	10,860,000	51,268,200
<b>Total Other Financing Sources</b>	<b>1,200,000</b>	<b>0</b>	<b>10,860,000</b>	<b>124,349,010</b>
<b>Total Revenues &amp; Sources</b>	<b>2,320,000</b>	<b>50,000</b>	<b>11,060,000</b>	<b>281,896,921</b>
<b>Beginning Reserved Fund Balance:</b>				
Emergency Reserve	0	0	0	12,482,305
Compensated Absences	0	0	0	2,828,770
Capital Projects	0	7,623,000	30,997,775	56,307,790
Debt Service	0	0	0	12,687,184
Other Purposes	(3,670,970)	0	0	4,946,843
<b>Total Beginning Reserved Fund Balance</b>	<b>(3,670,970)</b>	<b>7,623,000</b>	<b>30,997,775</b>	<b>89,252,892</b>
<b>Total Sources</b>	<b>(1,350,970)</b>	<b>7,673,000</b>	<b>42,057,775</b>	<b>371,149,813</b>
<b>Expenditures</b>				
Personal Services	0	0	0	69,494,991
Other Services and Charges	1,250,000	0	0	32,713,911
Materials and Supplies	0	0	0	8,584,850
Capital Outlay	0	7,673,000	41,937,775	114,393,492
Fiscal Agent Fees	0	0	0	10,350
Debt Service	750,000	0	0	28,918,600
<b>Total Expenditures</b>	<b>2,000,000</b>	<b>7,673,000</b>	<b>41,937,775</b>	<b>254,116,194</b>
<b>Other Financing Uses-</b>				
Transfers Out	0	0	0	70,981,100
Bond Issuance Costs	0	0	120,000	255,000
<b>Total Other Financing Uses</b>	<b>0</b>	<b>0</b>	<b>120,000</b>	<b>71,236,100</b>
<b>Total Expenditures &amp; Uses</b>	<b>2,000,000</b>	<b>7,673,000</b>	<b>42,057,775</b>	<b>325,352,294</b>
<b>Ending Reserved Fund Balance:</b>				
Emergency Reserve	0	0	0	12,898,460
Compensated Absences	0	0	0	2,828,770
Capital Projects	0	0	0	9,530,801
Debt Service	0	0	0	12,576,777
Other Purposes	(3,350,970)	0	0	7,962,711
<b>Total Ending Reserved Fund Balance</b>	<b>(3,350,970)</b>	<b>0</b>	<b>0</b>	<b>45,797,519</b>
<b>Total Budget</b>	<b>(1,350,970)</b>	<b>7,673,000</b>	<b>42,057,775</b>	<b>371,149,813</b>

**CITY OF BROKEN ARROW  
FINANCIAL PLAN SUMMARY  
FISCAL YEAR 2020**

DESCRIPTION	GENERAL FUND 10	BROKEN ARROW MUNICIPAL AUTHORITY 20	EXCESS CAPACITY SEWER ESCROW 25	STORMWATER MANAGEMENT CAPITAL 26
<b>Revenues:</b>				
Taxes	45,183,000	0	0	0
Licenses & Permits	949,000	0	0	0
Intergovernmental	413,000	0	0	0
Charges For Services	11,001,800	50,723,300	150,000	300,000
Fines, Forfeitures & Assessments	1,265,000	970,000	0	0
Interest	22,000	6,800	500	600
Miscellaneous	1,302,100	108,000	0	0
<b>Total Revenues</b>	<b>60,135,900</b>	<b>51,808,100</b>	<b>150,500</b>	<b>300,600</b>
<b>Other Financing Sources:</b>				
Transfers In	15,235,000	14,200,000	0	0
Bond/Note Proceeds	0	1,761,000	0	0
<b>Total Other Financing Sources</b>	<b>15,235,000</b>	<b>15,961,000</b>	<b>0</b>	<b>0</b>
<b>Total Revenues &amp; Sources</b>	<b>75,370,900</b>	<b>67,769,100</b>	<b>150,500</b>	<b>300,600</b>
<b>Beginning Reserved Fund Balance:</b>				
Emergency Reserve	5,794,686	7,103,774	0	0
Compensated Absences	2,828,770	0	0	0
Capital Projects	2,041,560	0	792,227	1,312,645
Debt Service	1,770,900	0	0	0
Other Purposes	0	0	0	0
<b>Total Beginning Reserved Fund Balance</b>	<b>12,435,916</b>	<b>7,103,774</b>	<b>792,227</b>	<b>1,312,645</b>
<b>Total Sources</b>	<b>87,806,816</b>	<b>74,872,874</b>	<b>942,727</b>	<b>1,613,245</b>
<b>Expenditures</b>				
Personal Services	14,279,726	17,969,751	0	0
Other Services and Charges	4,467,860	13,324,140	0	0
Materials and Supplies	1,295,800	4,952,800	0	0
Capital Outlay	0	1,761,000	250,000	250,000
Fiscal Agent Fees	0	0	0	0
Debt Service	0	9,850,000	0	0
<b>Total Expenditures</b>	<b>20,043,386</b>	<b>47,857,691</b>	<b>250,000</b>	<b>250,000</b>
<b>Other Financing Uses-</b>				
Transfers Out	55,303,900	15,100,000	0	0
Bond Issuance Costs	0	0	0	0
<b>Total Other Financing Uses</b>	<b>55,303,900</b>	<b>15,100,000</b>	<b>0</b>	<b>0</b>
<b>Total Expenditures &amp; Uses</b>	<b>75,347,286</b>	<b>62,957,691</b>	<b>250,000</b>	<b>250,000</b>
<b>Ending Reserved Fund Balance:</b>				
Emergency Reserve	5,890,460	11,915,183	0	0
Compensated Absences	2,828,770	0	0	0
Capital Projects	1,927,800	0	692,727	1,363,245
Debt Service	1,812,500	0	0	0
Other Purposes	0	0	0	0
<b>Total Ending Reserved Fund Balance</b>	<b>12,459,530</b>	<b>11,915,183</b>	<b>692,727</b>	<b>1,363,245</b>
<b>Total Budget</b>	<b>87,806,816</b>	<b>74,872,874</b>	<b>942,727</b>	<b>1,613,245</b>

**CITY OF BROKEN ARROW  
FINANCIAL PLAN SUMMARY  
FISCAL YEAR 2020**

DESCRIPTION	CONVENTION & VISITORS BUREAU 27	SALES TAX CAPITAL IMPROVEMENT 30	POLICE ENHANCEMENT 31	PARK AND RECREATION CAPITAL IMPROVEMENT 32
<b>Revenues:</b>				
Taxes	600,000	7,149,300	0	0
Licenses & Permits	0	0	0	0
Intergovernmental	0	0	0	0
Charges For Services	0	0	0	150,000
Fines, Forfeitures & Assessments	0	0	72,000	0
Interest	200	9,800	400	500
Miscellaneous	0	0	0	25,000
<b>Total Revenues</b>	<b>600,200</b>	<b>7,159,100</b>	<b>72,400</b>	<b>175,500</b>
<b>Other Financing Sources:</b>				
Transfers In	0	0	0	0
Bond/Note Proceeds	0	0	0	0
<b>Total Other Financing Sources</b>	<b>0</b>	<b>0</b>	<b>0</b>	<b>0</b>
<b>Total Revenues &amp; Sources</b>	<b>600,200</b>	<b>7,159,100</b>	<b>72,400</b>	<b>175,500</b>
<b>Beginning Reserved Fund Balance:</b>				
Emergency Reserve	0	0	0	0
Compensated Absences	0	0	0	0
Capital Projects	0	4,783,590	0	128,942
Debt Service	0	900,000	0	0
Other Purposes	417,649	0	86,641	0
<b>Total Beginning Reserved Fund Balance</b>	<b>417,649</b>	<b>5,683,590</b>	<b>86,641</b>	<b>128,942</b>
<b>Total Sources</b>	<b>1,017,849</b>	<b>12,842,690</b>	<b>159,041</b>	<b>304,442</b>
<b>Expenditures</b>				
Personal Services	0	0	0	0
Other Services and Charges	339,900	0	83,200	0
Materials and Supplies	2,000	0	41,800	0
Capital Outlay	1,000	4,185,200	25,000	210,000
Fiscal Agent Fees	0	0	0	0
Debt Service	0	2,095,000	0	0
<b>Total Expenditures</b>	<b>342,900</b>	<b>6,280,200</b>	<b>150,000</b>	<b>210,000</b>
<b>Other Financing Uses-</b>				
Transfers Out	225,000	0	0	0
Bond Issuance Costs	0	0	0	0
<b>Total Other Financing Uses</b>	<b>225,000</b>	<b>0</b>	<b>0</b>	<b>0</b>
<b>Total Expenditures &amp; Uses</b>	<b>567,900</b>	<b>6,280,200</b>	<b>150,000</b>	<b>210,000</b>
<b>Ending Reserved Fund Balance:</b>				
Emergency Reserve	0	0	0	0
Compensated Absences	0	0	0	0
Capital Projects	0	5,957,490	0	94,442
Debt Service	0	605,000	0	0
Other Purposes	449,949	0	9,041	0
<b>Total Ending Reserved Fund Balance</b>	<b>449,949</b>	<b>6,562,490</b>	<b>9,041</b>	<b>94,442</b>
<b>Total Budget</b>	<b>1,017,849</b>	<b>12,842,690</b>	<b>159,041</b>	<b>304,442</b>

**CITY OF BROKEN ARROW  
FINANCIAL PLAN SUMMARY  
FISCAL YEAR 2020**

DESCRIPTION	CEMETERY CARE 33	STREET AND ALLEY 34	HOUSING AND URBAN DEVELOPMENT 35	E-911 36
<b>Revenues:</b>				
Taxes	0	0	0	0
Licenses & Permits	0	0	0	0
Intergovernmental	0	1,000,000	410,017	0
Charges For Services	40,000	0	0	1,100,000
Fines, Forfeitures & Assessments	0	0	0	0
Interest	200	700	0	900
Miscellaneous	0	0	0	0
<b>Total Revenues</b>	<b>40,200</b>	<b>1,000,700</b>	<b>410,017</b>	<b>1,100,900</b>
<b>Other Financing Sources:</b>				
Transfers In	0	0	0	0
Bond/Note Proceeds	0	0	0	0
<b>Total Other Financing Sources</b>	<b>0</b>	<b>0</b>	<b>0</b>	<b>0</b>
<b>Total Revenues &amp; Sources</b>	<b>40,200</b>	<b>1,000,700</b>	<b>410,017</b>	<b>1,100,900</b>
<b>Beginning Reserved Fund Balance:</b>				
Emergency Reserve	0	0	0	0
Compensated Absences	0	0	0	0
Capital Projects	272,545	0	0	0
Debt Service	0	0	0	0
Other Purposes	0	1,440,129	236,201	2,235,651
<b>Total Beginning Reserved Fund Balance</b>	<b>272,545</b>	<b>1,440,129</b>	<b>236,201</b>	<b>2,235,651</b>
<b>Total Sources</b>	<b>312,745</b>	<b>2,440,829</b>	<b>646,218</b>	<b>3,336,551</b>
<b>Expenditures</b>				
Personal Services	0	0	0	0
Other Services and Charges	0	0	61,502	0
Materials and Supplies	0	0	0	0
Capital Outlay	30,000	175,000	348,515	1,000,000
Fiscal Agent Fees	0	0	0	0
Debt Service	0	0	0	0
<b>Total Expenditures</b>	<b>30,000</b>	<b>175,000</b>	<b>410,017</b>	<b>1,000,000</b>
<b>Other Financing Uses-</b>				
Transfers Out	0	720,000	0	720,000
Bond Issuance Costs	0	0	0	0
<b>Total Other Financing Uses</b>	<b>0</b>	<b>720,000</b>	<b>0</b>	<b>720,000</b>
<b>Total Expenditures &amp; Uses</b>	<b>30,000</b>	<b>895,000</b>	<b>410,017</b>	<b>1,720,000</b>
<b>Ending Reserved Fund Balance:</b>				
Emergency Reserve	0	0	0	0
Compensated Absences	0	0	0	0
Capital Projects	282,745	0	0	0
Debt Service	0	0	0	0
Other Purposes	0	1,545,829	236,201	1,616,551
<b>Total Ending Reserved Fund Balance</b>	<b>282,745</b>	<b>1,545,829</b>	<b>236,201</b>	<b>1,616,551</b>
<b>Total Budget</b>	<b>312,745</b>	<b>2,440,829</b>	<b>646,218</b>	<b>3,336,551</b>

**CITY OF BROKEN ARROW  
FINANCIAL PLAN SUMMARY  
FISCAL YEAR 2020**

DESCRIPTION	CRIME PREVENTION 37	BATTLE CREEK GOLF COURSE 40	ALCOHOL ENFORCEMENT 41	STREET LIGHTING 42
<b>Revenues:</b>				
Taxes	0	0	0	0
Licenses & Permits	0	0	0	0
Intergovernmental	107,500	0	0	0
Charges For Services	0	1,600,000	12,000	606,000
Fines, Forfeitures & Assessments	0	0	0	0
Interest	100	0	100	600
Miscellaneous	0	0	0	0
<b>Total Revenues</b>	<b>107,600</b>	<b>1,600,000</b>	<b>12,100</b>	<b>606,600</b>
<b>Other Financing Sources:</b>				
Transfers In	0	0	0	0
Bond/Note Proceeds	0	0	0	0
<b>Total Other Financing Sources</b>	<b>0</b>	<b>0</b>	<b>0</b>	<b>0</b>
<b>Total Revenues &amp; Sources</b>	<b>107,600</b>	<b>1,600,000</b>	<b>12,100</b>	<b>606,600</b>
<b>Beginning Reserved Fund Balance:</b>				
Emergency Reserve	0	0	0	0
Compensated Absences	0	0	0	0
Capital Projects	0	0	0	0
Debt Service	0	0	0	0
Other Purposes	159,035	140,436	83,113	25,384
<b>Total Beginning Reserved Fund Balance</b>	<b>159,035</b>	<b>140,436</b>	<b>83,113</b>	<b>25,384</b>
<b>Total Sources</b>	<b>266,635</b>	<b>1,740,436</b>	<b>95,213</b>	<b>631,984</b>
<b>Expenditures</b>				
Personal Services	0	0	0	0
Other Services and Charges	72,200	1,200,000	5,000	396,500
Materials and Supplies	35,300	427,600	15,000	194,000
Capital Outlay	0	0	0	41,484
Fiscal Agent Fees	0	0	0	0
Debt Service	0	0	0	0
<b>Total Expenditures</b>	<b>107,500</b>	<b>1,627,600</b>	<b>20,000</b>	<b>631,984</b>
<b>Other Financing Uses-</b>				
Transfers Out	0	0	0	0
Bond Issuance Costs	0	0	0	0
<b>Total Other Financing Uses</b>	<b>0</b>	<b>0</b>	<b>0</b>	<b>0</b>
<b>Total Expenditures &amp; Uses</b>	<b>107,500</b>	<b>1,627,600</b>	<b>20,000</b>	<b>631,984</b>
<b>Ending Reserved Fund Balance:</b>				
Emergency Reserve	0	0	0	0
Compensated Absences	0	0	0	0
Capital Projects	0	0	0	0
Debt Service	0	0	0	0
Other Purposes	159,135	112,836	75,213	0
<b>Total Ending Reserved Fund Balance</b>	<b>159,135</b>	<b>112,836</b>	<b>75,213</b>	<b>0</b>
<b>Total Budget</b>	<b>266,635</b>	<b>1,740,436</b>	<b>95,213</b>	<b>631,984</b>



**CITY OF BROKEN ARROW  
FINANCIAL PLAN SUMMARY  
FISCAL YEAR 2020**

DESCRIPTION	STREET SALES TAX 43	POLICE SALES TAX 44	FIRE SALES TAX 45	1994 BOND ISSUE 55
<b>Revenues:</b>				
Taxes	3,550,000	2,177,200	2,175,000	0
Licenses & Permits	0	0	0	0
Intergovernmental	0	100,000	0	0
Charges For Services	0	0	0	0
Fines, Forfeitures & Assessments	0	0	0	0
Interest	2,500	2,200	2,000	0
Miscellaneous	0	10,000	0	0
<b>Total Revenues</b>	<b>3,552,500</b>	<b>2,289,400</b>	<b>2,177,000</b>	<b>0</b>
<b>Other Financing Sources:</b>				
Transfers In	0	22,789,900	18,434,000	0
Bond/Note Proceeds	0	0	0	0
<b>Total Other Financing Sources</b>	<b>0</b>	<b>22,789,900</b>	<b>18,434,000</b>	<b>0</b>
<b>Total Revenues &amp; Sources</b>	<b>3,552,500</b>	<b>25,079,300</b>	<b>20,611,000</b>	<b>0</b>
<b>Beginning Reserved Fund Balance:</b>				
Emergency Reserve	0	0	0	0
Compensated Absences	0	0	0	0
Capital Projects	4,292	0	0	0
Debt Service	0	0	0	0
Other Purposes	0	4,868,162	637,492	0
<b>Total Beginning Reserved Fund Balance</b>	<b>4,292</b>	<b>4,868,162</b>	<b>637,492</b>	<b>0</b>
<b>Total Sources</b>	<b>3,556,792</b>	<b>29,947,462</b>	<b>21,248,492</b>	<b>0</b>
<b>Expenditures</b>				
Personal Services	0	20,467,339	19,041,209	0
Other Services and Charges	0	1,664,600	921,900	0
Materials and Supplies	0	954,600	826,000	0
Capital Outlay	175,000	0	175,000	0
Fiscal Agent Fees	0	0	0	0
Debt Service	0	0	0	0
<b>Total Expenditures</b>	<b>175,000</b>	<b>23,086,539</b>	<b>20,964,109</b>	<b>0</b>
<b>Other Financing Uses-</b>				
Transfers Out	0	0	0	0
Bond Issuance Costs	0	0	0	0
<b>Total Other Financing Uses</b>	<b>0</b>	<b>0</b>	<b>0</b>	<b>0</b>
<b>Total Expenditures &amp; Uses</b>	<b>175,000</b>	<b>23,086,539</b>	<b>20,964,109</b>	<b>0</b>
<b>Ending Reserved Fund Balance:</b>				
Emergency Reserve	0	0	0	0
Compensated Absences	0	0	0	0
Capital Projects	3,381,792	0	0	0
Debt Service	0	0	0	0
Other Purposes	0	6,860,923	284,383	0
<b>Total Ending Reserved Fund Balance</b>	<b>3,381,792</b>	<b>6,860,923</b>	<b>284,383</b>	<b>0</b>
<b>Total Budget</b>	<b>3,556,792</b>	<b>29,947,462</b>	<b>21,248,492</b>	<b>0</b>

**CITY OF BROKEN ARROW  
FINANCIAL PLAN SUMMARY  
FISCAL YEAR 2020**

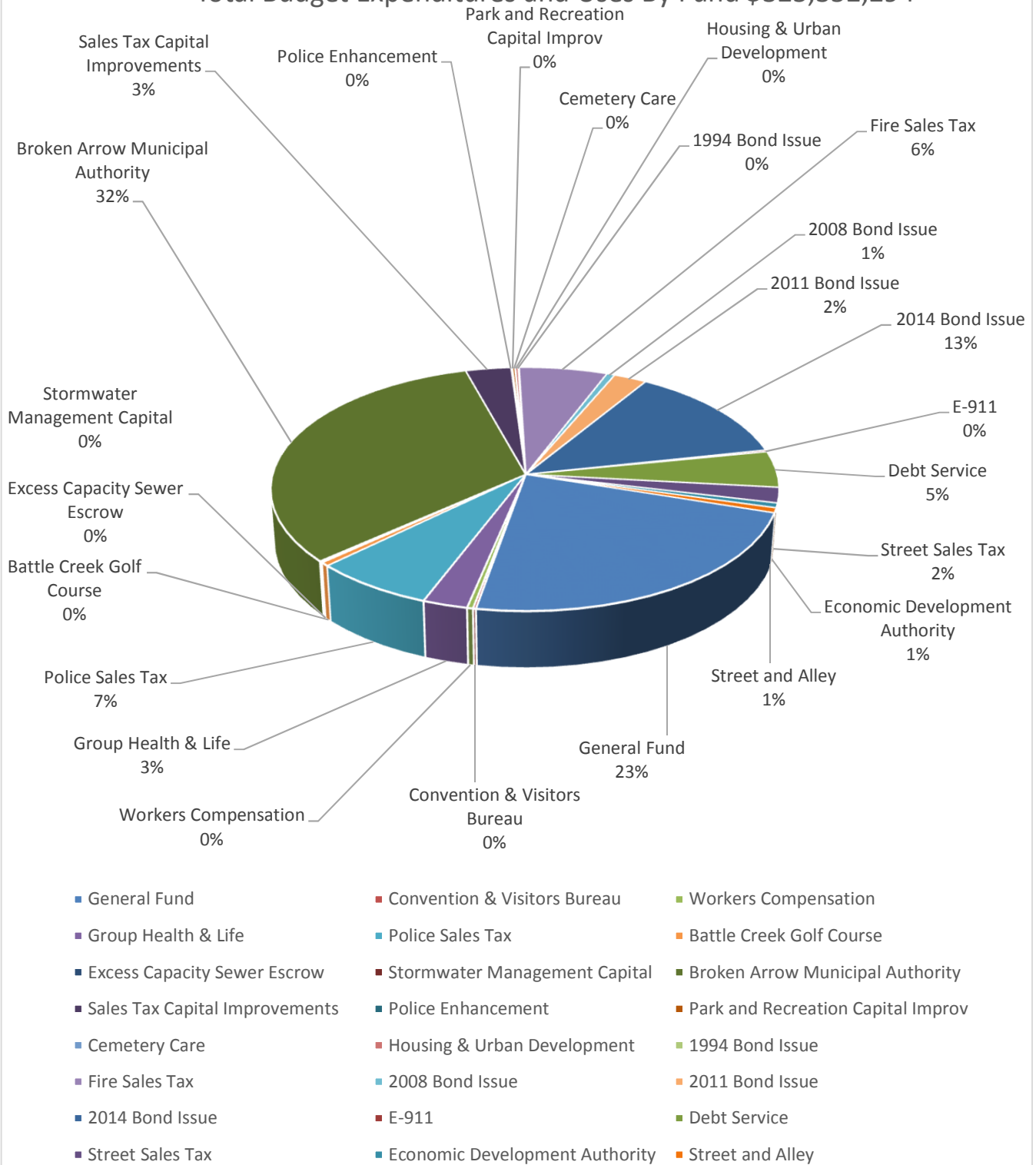
DESCRIPTION	2008 BOND ISSUE 59	WORKERS COMPENSATION 60	GROUP HEALTH & LIFE 61	DEBT SERVICE 70
<b>Revenues:</b>				
Taxes	0	0	0	16,000,000
Licenses & Permits	0	0	0	0
Intergovernmental	0	0	0	0
Charges For Services	0	1,200,000	8,910,000	0
Fines, Forfeitures & Assessments	0	0	0	0
Interest	0	800	1,500	190,000
Miscellaneous	0	0	0	0
<b>Total Revenues</b>	<b>0</b>	<b>1,200,800</b>	<b>8,911,500</b>	<b>16,190,000</b>
<b>Other Financing Sources:</b>				
Transfers In	0	0	0	0
Bond/Note Proceeds	0	0	0	0
<b>Total Other Financing Sources</b>	<b>0</b>	<b>0</b>	<b>0</b>	<b>0</b>
<b>Total Revenues &amp; Sources</b>	<b>0</b>	<b>1,200,800</b>	<b>8,911,500</b>	<b>16,190,000</b>
<b>Beginning Reserved Fund Balance:</b>				
Emergency Reserve	0	0	0	0
Compensated Absences	0	0	0	0
Capital Projects	0	0	0	0
Debt Service	0	0	0	10,100,877
Other Purposes	0	(837,034)	1,820,822	0
<b>Total Beginning Reserved Fund Balance</b>	<b>0</b>	<b>(837,034)</b>	<b>1,820,822</b>	<b>10,100,877</b>
<b>Total Sources</b>	<b>0</b>	<b>363,766</b>	<b>10,732,322</b>	<b>26,290,877</b>
<b>Expenditures</b>				
Personal Services	0	0	0	0
Other Services and Charges	0	1,100,000	8,500,000	0
Materials and Supplies	0	0	0	0
Capital Outlay	0	0	0	0
Fiscal Agent Fees	0	0	0	10,400
Debt Service	0	0	0	14,131,200
<b>Total Expenditures</b>	<b>0</b>	<b>1,100,000</b>	<b>8,500,000</b>	<b>14,141,600</b>
<b>Other Financing Uses-</b>				
Transfers Out	0	0	0	62,000
Bond Issuance Costs	0	0	0	120,000
<b>Total Other Financing Uses</b>	<b>0</b>	<b>0</b>	<b>0</b>	<b>182,000</b>
<b>Total Expenditures &amp; Uses</b>	<b>0</b>	<b>1,100,000</b>	<b>8,500,000</b>	<b>14,323,600</b>
<b>Ending Reserved Fund Balance:</b>				
Emergency Reserve	0	0	0	0
Compensated Absences	0	0	0	0
Capital Projects	0	0	0	0
Debt Service	0	0	0	11,967,277
Other Purposes	0	(736,234)	2,232,322	0
<b>Total Ending Reserved Fund Balance</b>	<b>0</b>	<b>(736,234)</b>	<b>2,232,322</b>	<b>11,967,277</b>
<b>Total Budget</b>	<b>0</b>	<b>363,766</b>	<b>10,732,322</b>	<b>26,290,877</b>

**CITY OF BROKEN ARROW  
FINANCIAL PLAN SUMMARY  
FISCAL YEAR 2020**

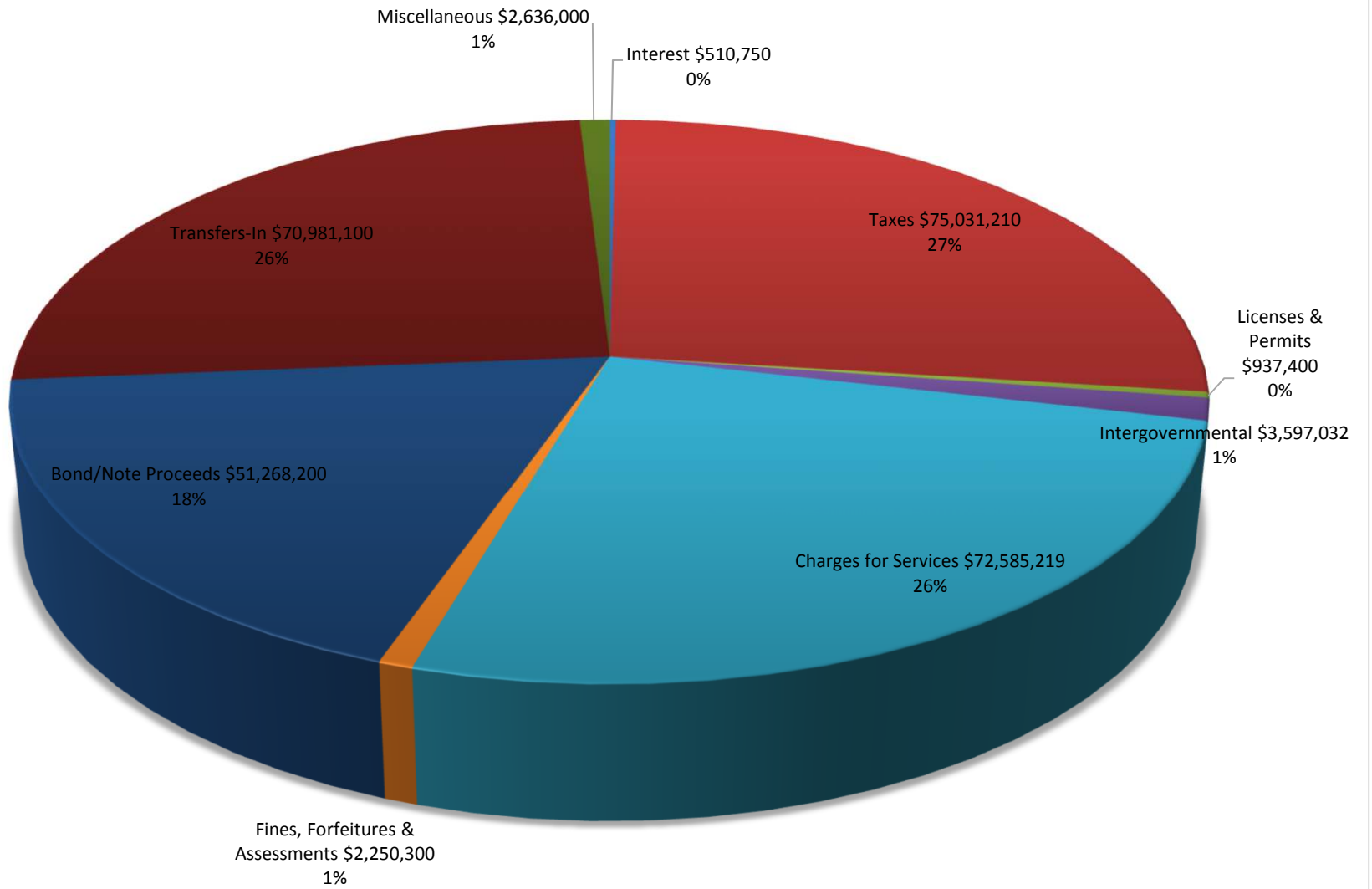
DESCRIPTION	BROKEN ARROW ECONOMIC DEVELOPMENT AUTHORITY 87	2011 BOND ISSUE 91	2014 BOND ISSUE 92	TOTAL
<b>Revenues:</b>				
Taxes	0	0	0	76,834,500
Licenses & Permits	0	0	0	949,000
Intergovernmental	0	0	0	2,030,517
Charges For Services	0	0	0	75,793,100
Fines, Forfeitures & Assessments	0	0	0	2,307,000
Interest	10,000	0	0	252,400
Miscellaneous	1,122,000	0	0	2,567,100
<b>Total Revenues</b>	<b>1,132,000</b>	<b>0</b>	<b>0</b>	<b>160,733,617</b>
<b>Other Financing Sources:</b>				
Transfers In	1,200,000	0	0	71,858,900
Bond/Note Proceeds	0	0	0	1,761,000
<b>Total Other Financing Sources</b>	<b>1,200,000</b>	<b>0</b>	<b>0</b>	<b>73,619,900</b>
<b>Total Revenues &amp; Sources</b>	<b>2,332,000</b>	<b>0</b>	<b>0</b>	<b>234,353,517</b>
<b>Beginning Reserved Fund Balance:</b>				
Emergency Reserve	0	0	0	12,898,460
Compensated Absences	0	0	0	2,828,770
Capital Projects	0	0	0	9,335,801
Debt Service	0	0	0	12,771,777
Other Purposes	(3,350,970)	0	0	7,962,711
<b>Total Beginning Reserved Fund Balance</b>	<b>(3,350,970)</b>	<b>0</b>	<b>0</b>	<b>45,797,519</b>
<b>Total Sources</b>	<b>(1,018,970)</b>	<b>0</b>	<b>0</b>	<b>280,151,036</b>
<b>Expenditures</b>				
Personal Services	0	0	0	71,758,025
Other Services and Charges	1,250,000	0	0	33,386,802
Materials and Supplies	0	0	0	8,744,900
Capital Outlay	0	0	0	8,627,199
Fiscal Agent Fees	0	0	0	10,400
Debt Service	750,000	0	0	26,826,200
<b>Total Expenditures</b>	<b>2,000,000</b>	<b>0</b>	<b>0</b>	<b>149,353,526</b>
<b>Other Financing Uses-</b>				
Transfers Out	0	0	0	72,130,900
Bond Issuance Costs	0	0	0	120,000
<b>Total Other Financing Uses</b>	<b>0</b>	<b>0</b>	<b>0</b>	<b>72,250,900</b>
<b>Total Expenditures &amp; Uses</b>	<b>2,000,000</b>	<b>0</b>	<b>0</b>	<b>221,604,426</b>
<b>Ending Reserved Fund Balance:</b>				
Emergency Reserve	0	0	0	17,805,643
Compensated Absences	0	0	0	2,828,770
Capital Projects	0	0	0	13,700,241
Debt Service	0	0	0	14,384,777
Other Purposes	(3,018,970)	0	0	9,186,679
<b>Total Ending Reserved Fund Balance</b>	<b>(3,018,970)</b>	<b>0</b>	<b>0</b>	<b>57,906,110</b>
<b>Total Budget</b>	<b>(1,018,970)</b>	<b>0</b>	<b>0</b>	<b>280,151,036</b>

## City of Broken Arrow Budget Summary-Fiscal Year 2018-2019

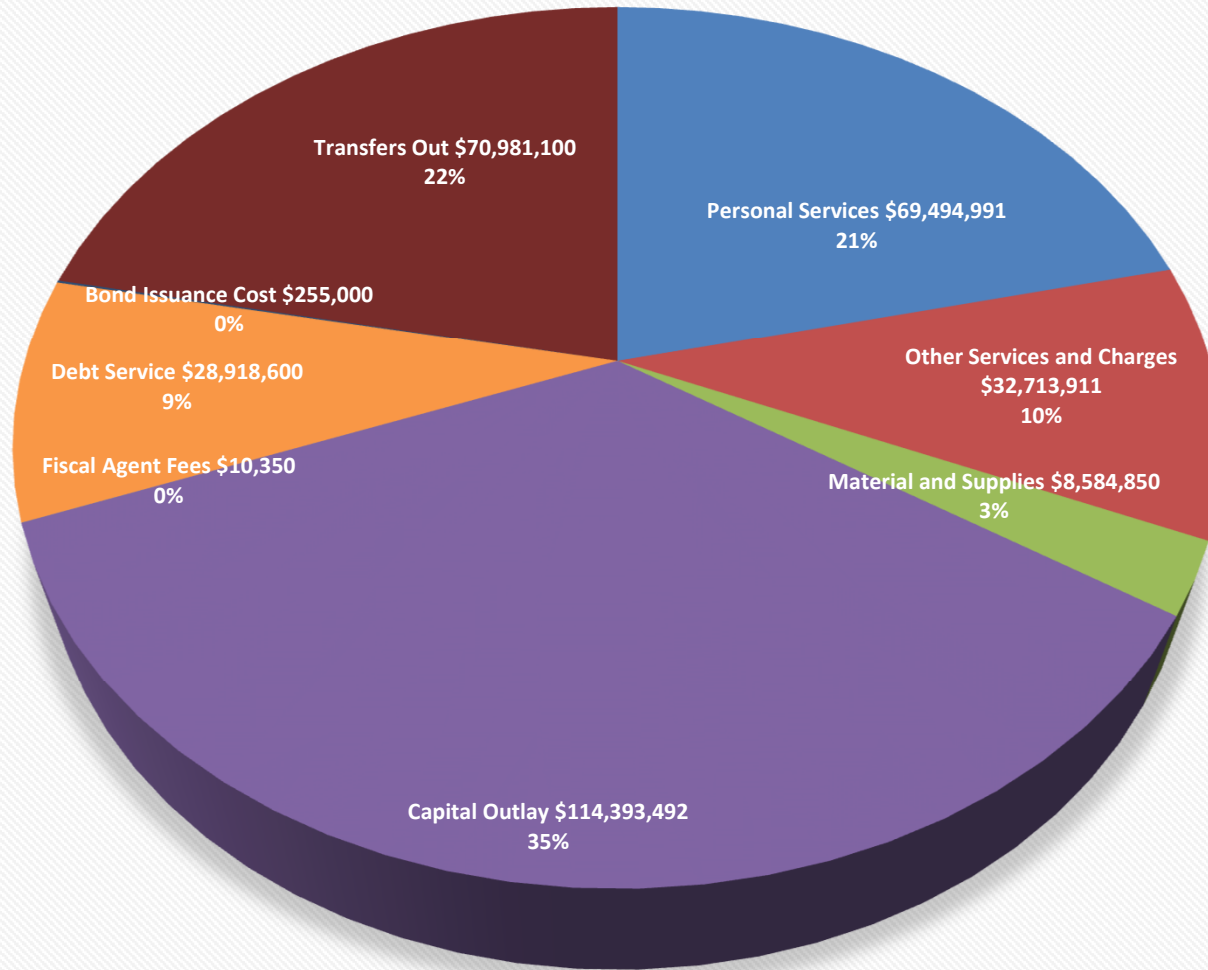
### Total Budget Expenditures and Uses By Fund \$325,352,294



# City of Broken Arrow Revenue Sources- Fiscal Year 2018-2019

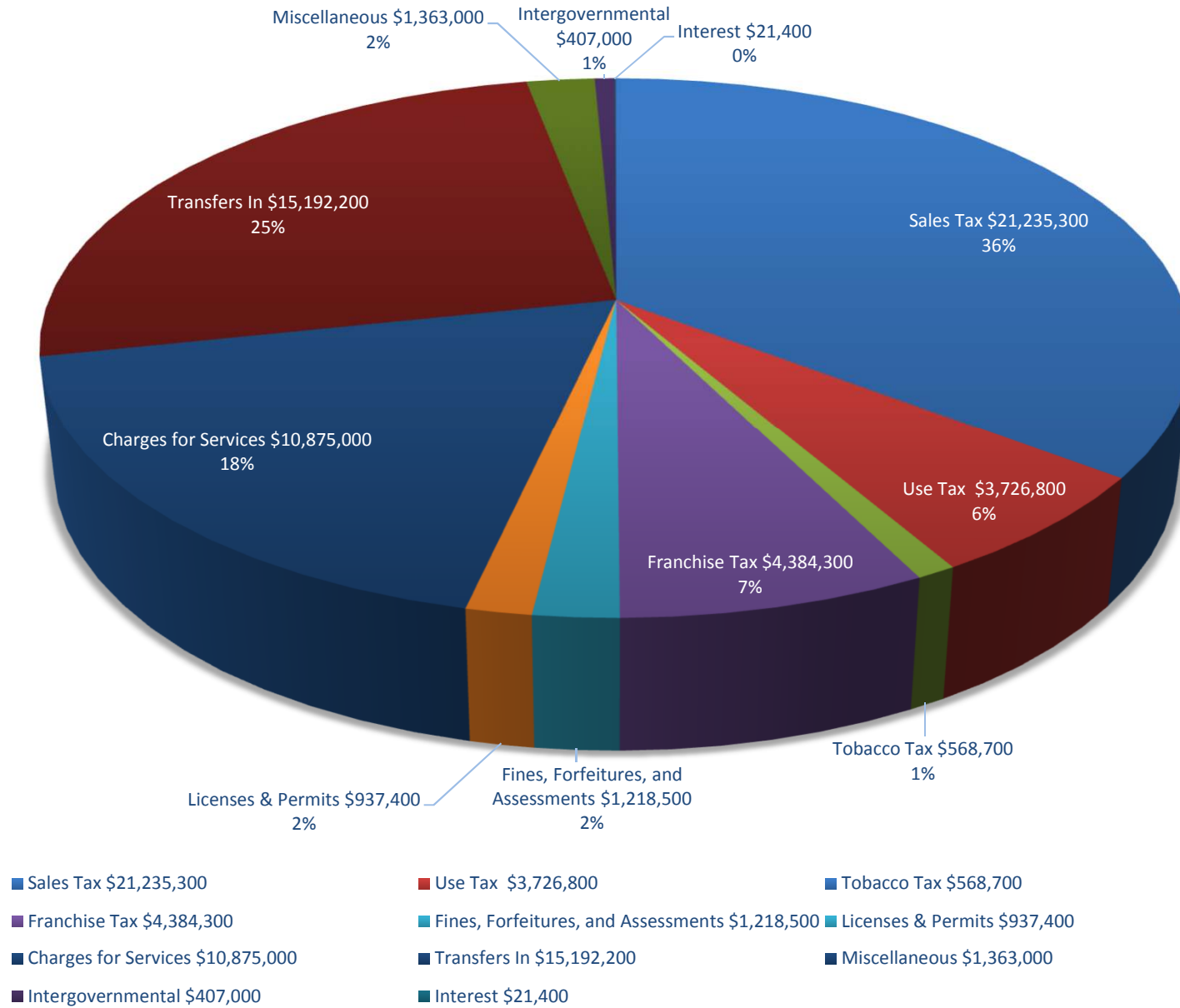


# City of Broken Arrow Budget Expenditures-Fiscal Year 2018-2019



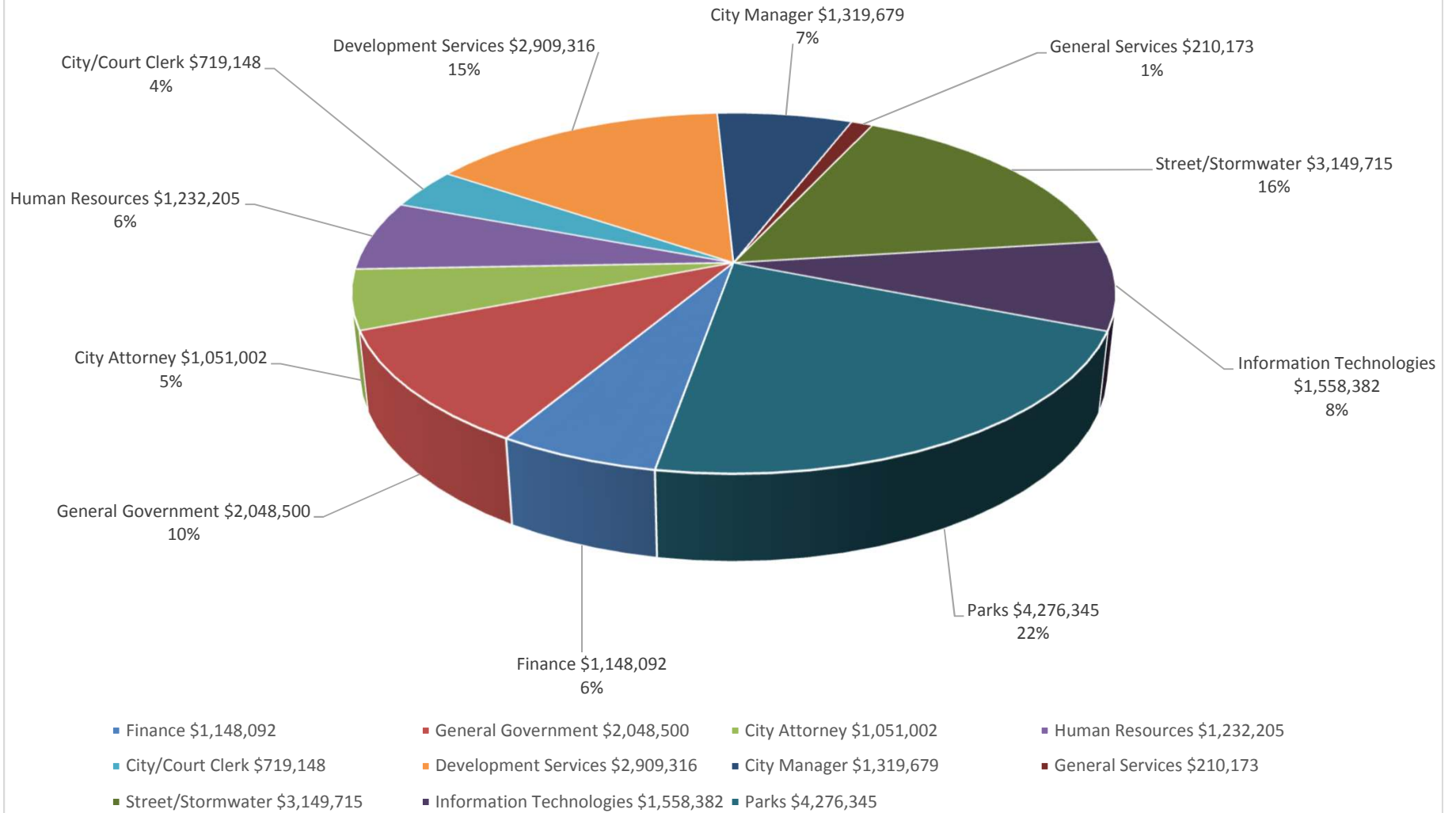
Personal Services \$69,494,991	Other Services and Charges \$32,713,911	Material and Supplies \$8,584,850
Capital Outlay \$114,393,492	Fiscal Agent Fees \$10,350	Debt Service \$28,918,600
Bond Issuance Cost \$255,000	Transfers Out \$70,981,100	

## General Fund Budget Resources 2018-2019

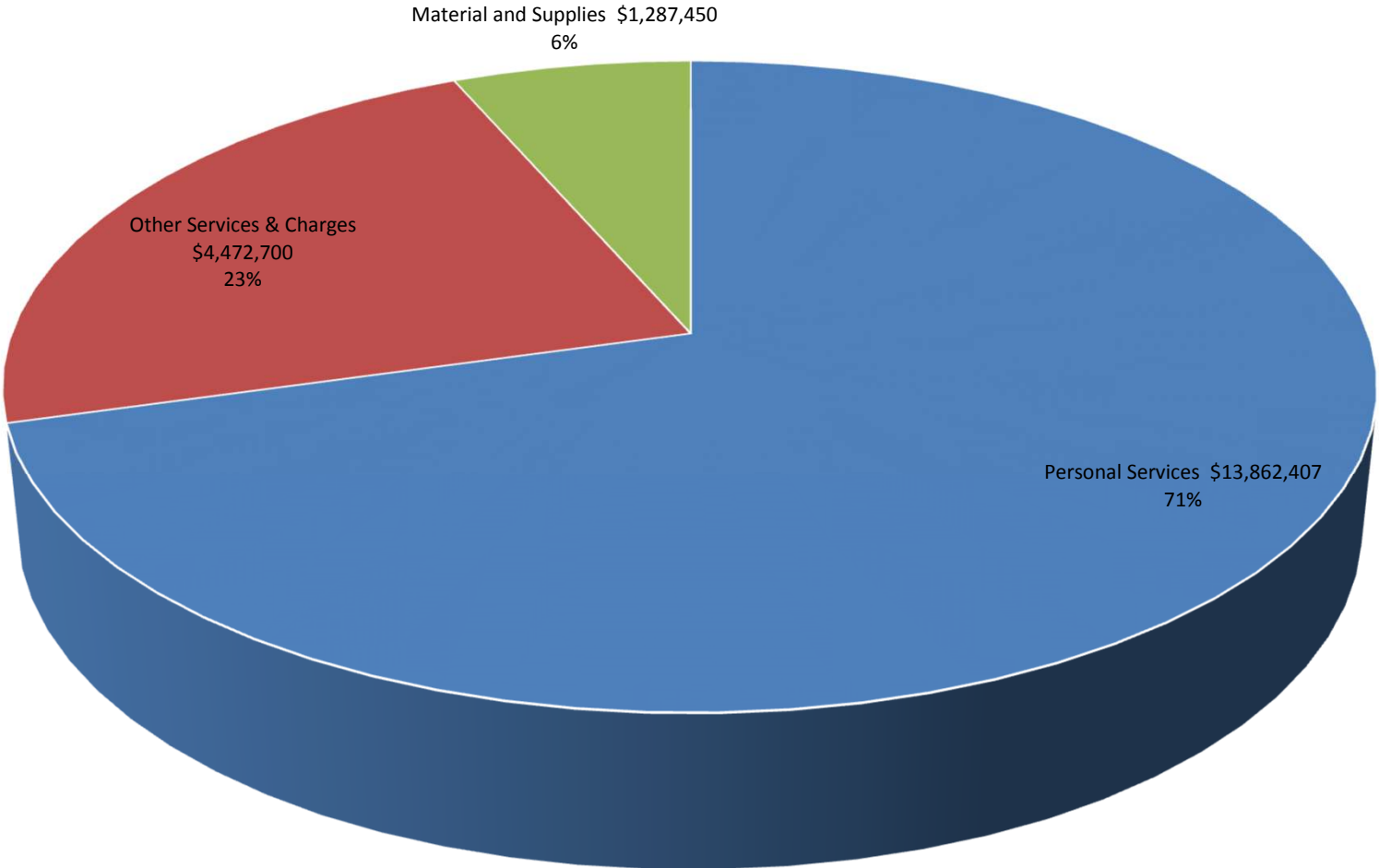




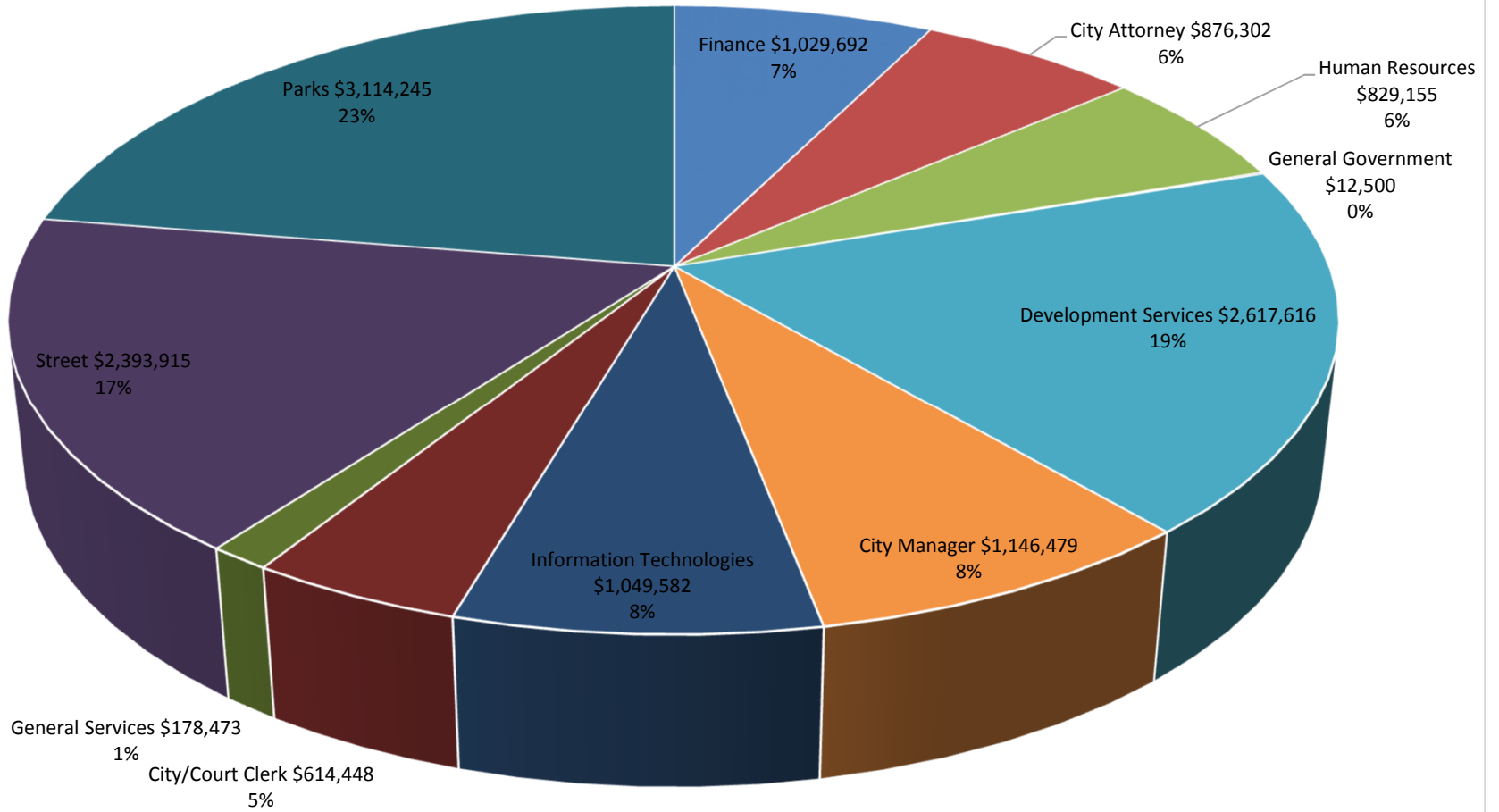
## General Fund Expense By Department 2018-2019



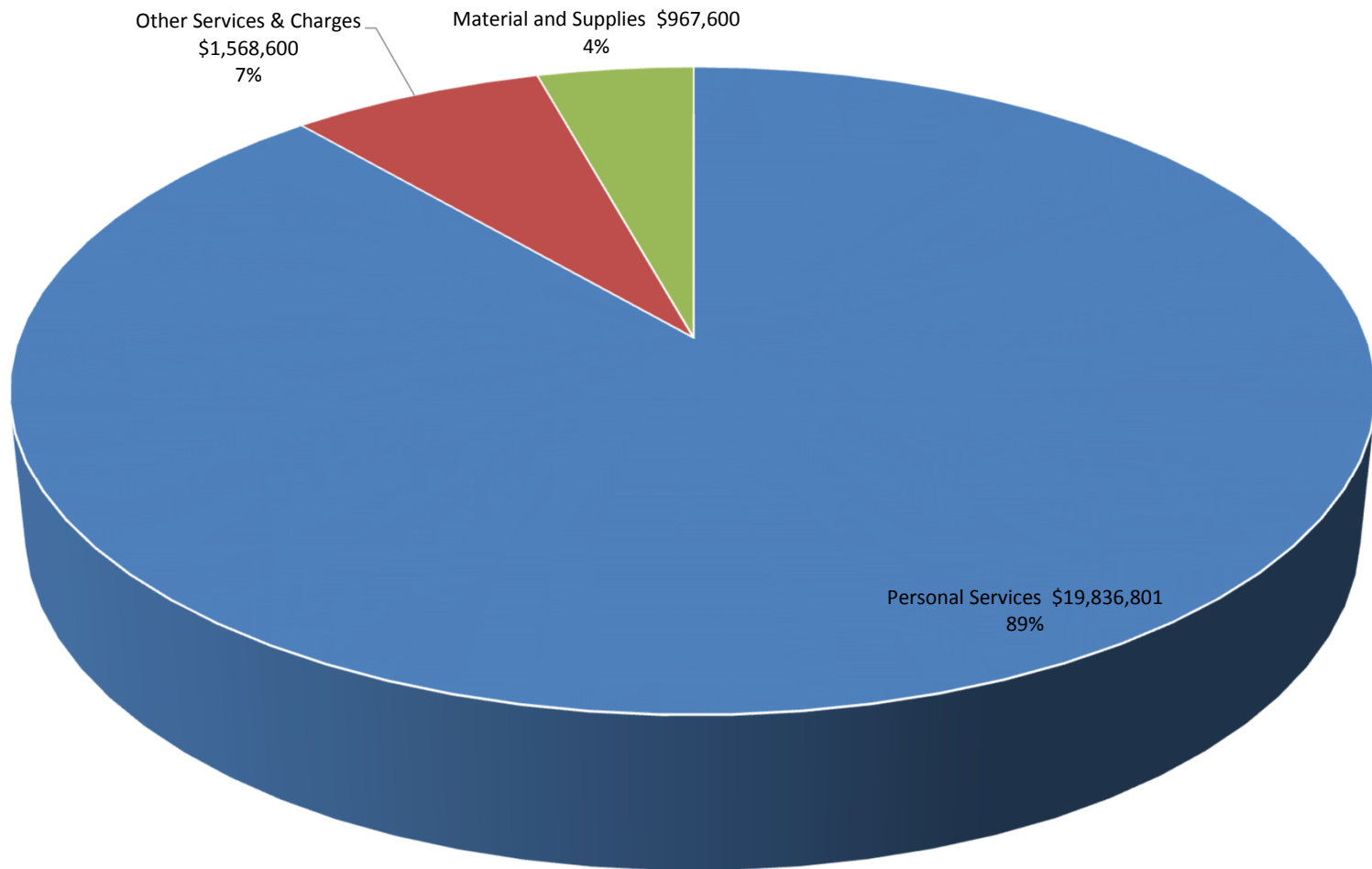
# General Fund Expense By Classification 2018-2019



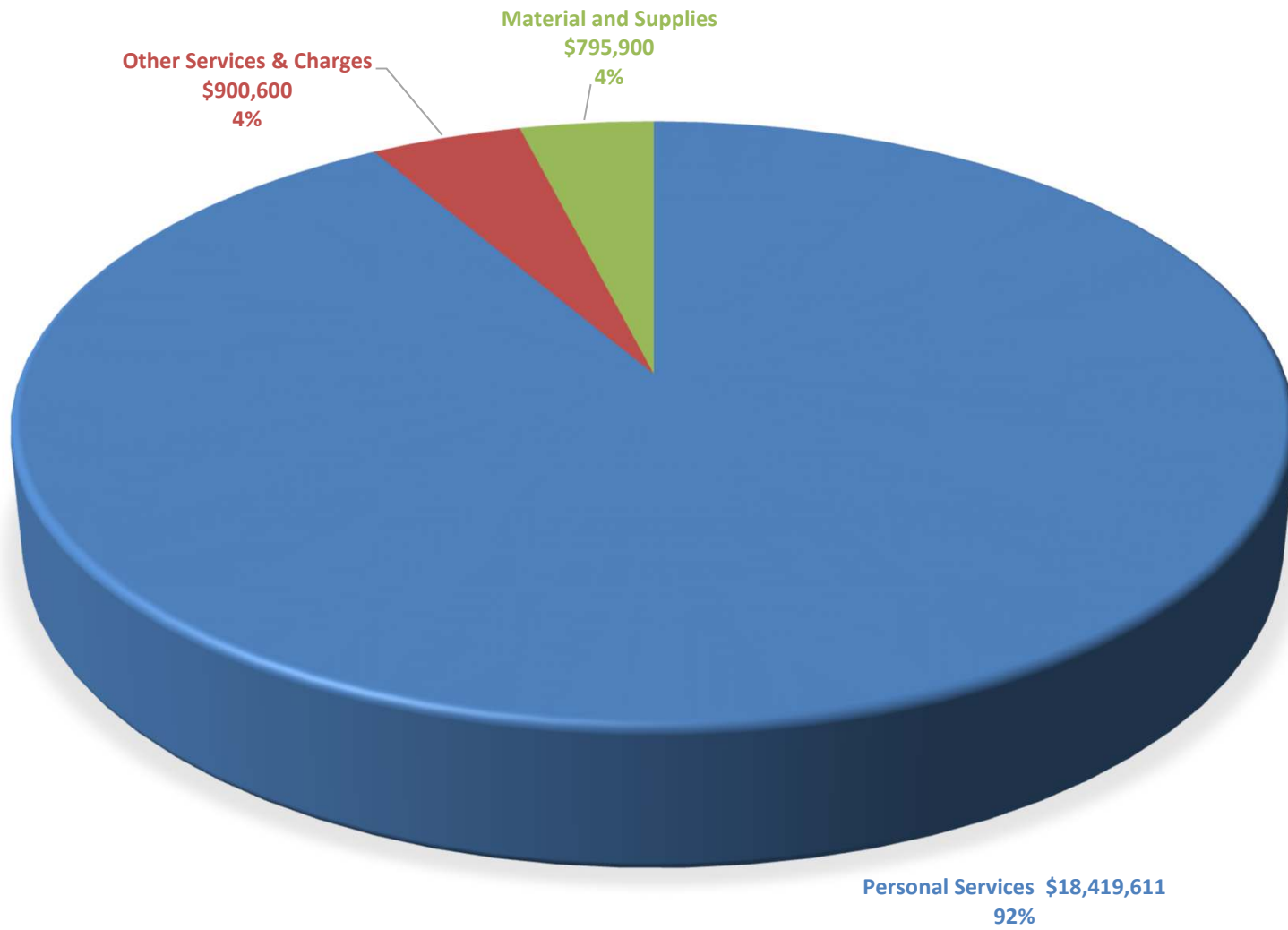
# General Fund Budgeted Personnel Expenditures By Department 2018-2019



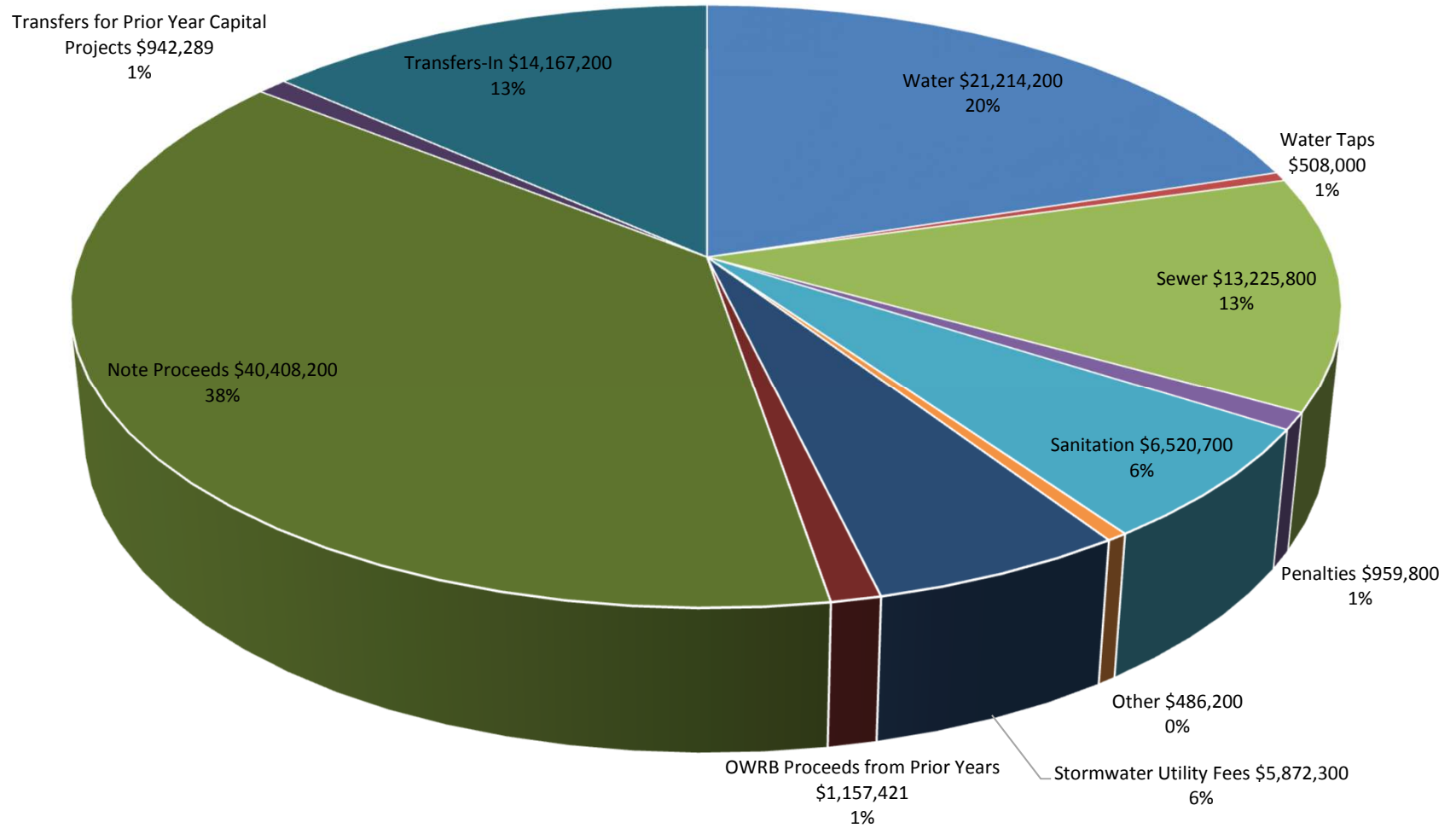
## Police Sales Tax Fund Expense By Classification 2018-2019



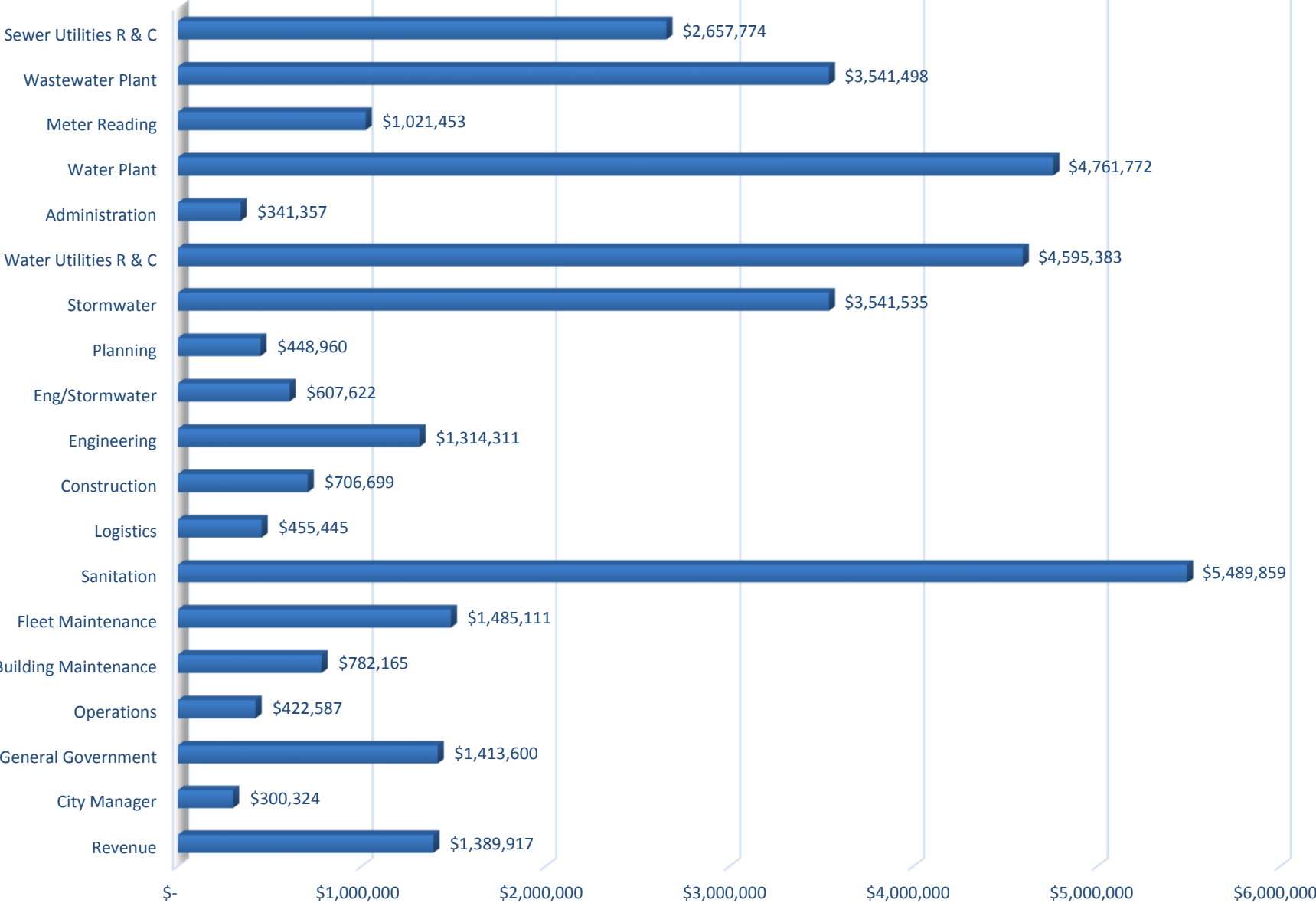
### FIRE SALES TAX FUND EXPENSE BY CLASSIFICATION 2018-2019



## Broken Arrow Municipal Authority Revenue Resources 2018-2019

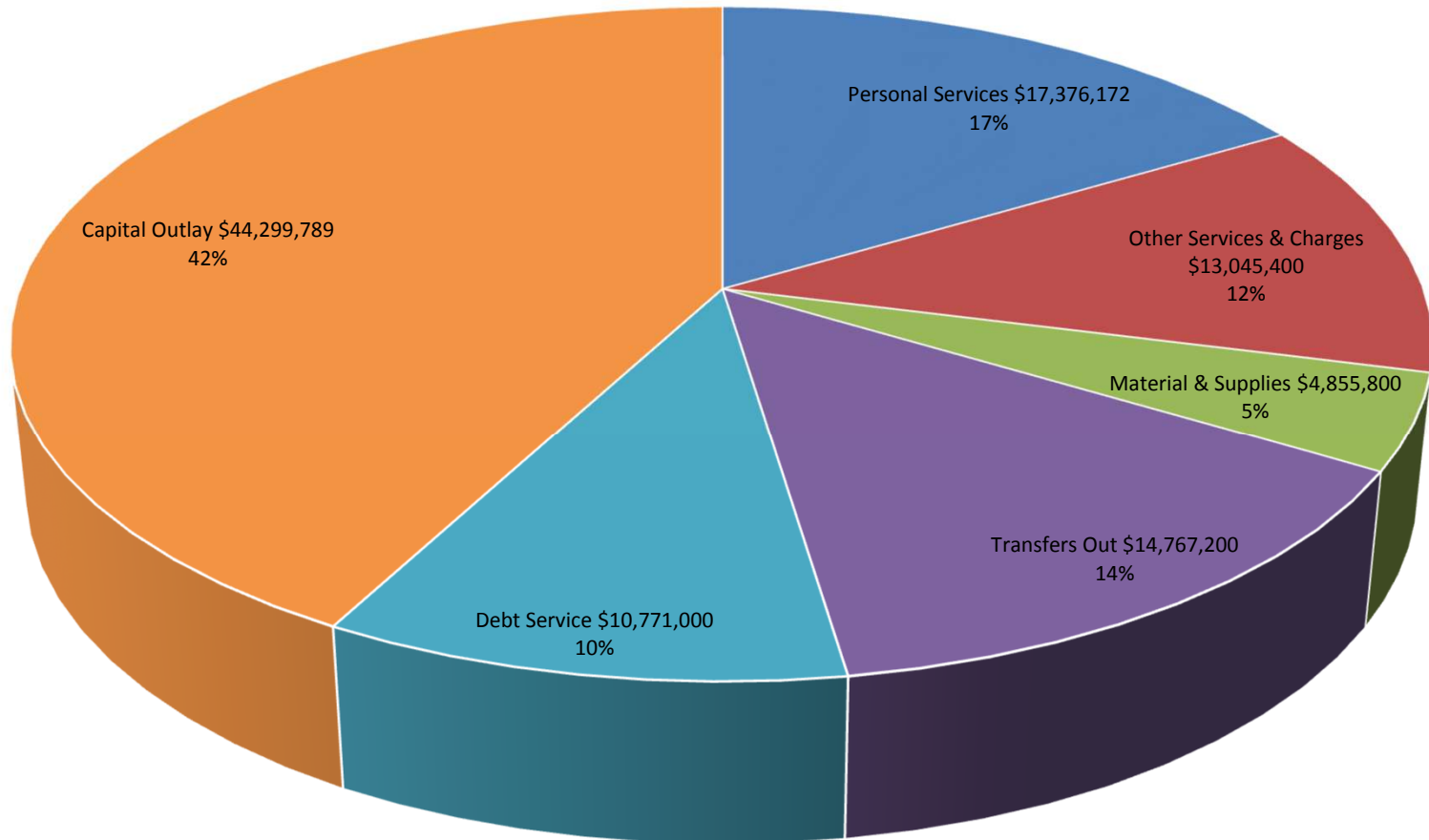


## Broken Arrow Municipal Authority Expense By Division 2018-2019

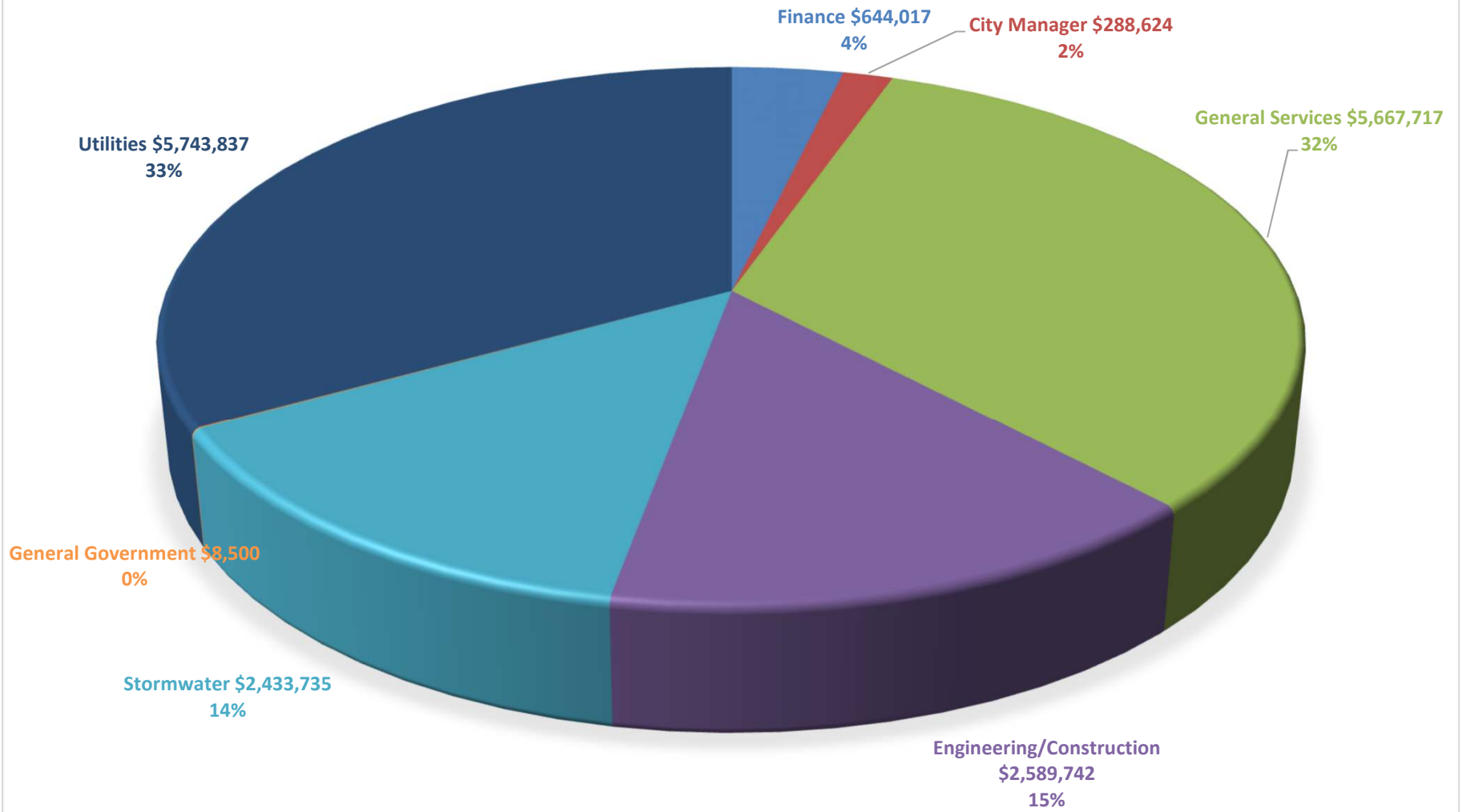




## Broken Arrow Municipal Authority Expenses By Classification 2018-2019



# BROKEN ARROW MUNICIPAL AUTHORITY BUDGETED PERSONNEL EXPENDITURES BY DEPARTMENT 2018-2019



City of Broken Arrow  
Governmental Funds  
FY2019

Position	Budget 2016-2017	Budget 2017-2018	Budget 2018-2019
<b>CITY MANAGER</b>			
Administrative Assistant	1	0	0
Assistant City Manager Administration	1	1	1
Assistant City Manager Operations	1	0	0
City Manager	1	1	1
Communications Coordinator	0	1	1
Community Relations Liaison	0	1	1
Convention Sales & Marketing Manager	0	1	1
Digital Content Specialist	1	1	1
Director of Communications	1	1	1
Economic Development Coordinator	1	1	1
Executive Assistant to the City Manager	1	0	0
Tourism Director	1	1	1
<b>Total Full Time:</b>	<b>9</b>	<b>9</b>	<b>9</b>
Admin Tech (Receptionist) (Part Time)	2	2	2
<b>Total Part Time:</b>	<b>2</b>	<b>2</b>	<b>2</b>
<b>FINANCE</b>			
Accountant	2	2	2
Accounting Technician	2	2	2
Accounts Payable Technician	1	1	1
Budget Officer	2	2	2
Controller	1	1	1
Customer Service Coordinator	1	1	1
Finance Director	1	1	1
Finance Services Manager	1	1	1
Payroll Coordinator	0	1	1
<b>Total Full Time:</b>	<b>11</b>	<b>12</b>	<b>12</b>
<b>LEGAL</b>			
Administrative Assistant	0	2	2
Administrative Secretary	1	0	0
Assistant City Attorney I	1	0	0
Assistant City Attorney II	2	3	4
City Attorney	1	1	1
Deputy City Attorney	1	1	1
Paralegal	1	0	0
<b>Total Full Time:</b>	<b>7</b>	<b>7</b>	<b>8</b>
Administrative Assistant (Part Time)	1	1	1
<b>Total Part Time:</b>	<b>1</b>	<b>1</b>	<b>1</b>

City of Broken Arrow  
Governmental Funds  
FY2019

Position	Budget 2016-2017	Budget 2017-2018	Budget 2018-2019
<b>HUMAN RESOURCES</b>			
Assistant Human Resources Director	0	1	1
HR Administrative Manger (Compensation & Benefits Manager)	1	1	1
Human Resources Benefit Coordinator	1	1	1
Human Resources Coordinator	1	1	1
Human Resources Director	1	1	1
Human Resources Employment Coordinator	1	0	0
Payroll Coordinator (Human Resources Specialist)	2	1	1
Recruiter	0	0	1
Risk Management Coordinator (Risk Management Technician)	1	1	1
Risk Manager	1	0	0
Safety Manager (Safety Training Coordinator)	1	1	1
Talent Manager	0	1	1
<b>Total Full Time:</b>	<b>10</b>	<b>9</b>	<b>10</b>
<b>INFORMATION TECHNOLOGY</b>			
Communication Systems Engineer	1	1	1
Communication Systems Technician	2	2	2
Desktop Support Technician	2	3	3
Information Services Manager	1	0	0
Information Technology Director	0	1	1
Network Security Engineer	1	1	1
Network Systems Engineer	2	2	2
Network Systems Manager	1	1	1
<b>Total Full Time:</b>	<b>10</b>	<b>11</b>	<b>11</b>
<b>CITY CLERK</b>			
City Clerk	1	1	1
Court Clerk	3	3	3
Court Clerk-Community Service Program Coordinator	0	1	1
Deputy City Clerk	1	1	1
Deputy Court Clerk	1	1	1
<b>Total Full Time:</b>	<b>6</b>	<b>7</b>	<b>7</b>
Admin Tech	1	1	1
Administrative Clerk (Part Time)	1	1	1
Municipal Judge (Part Time)	1	1	1
Presiding Judge (Part Time)	1	1	1
<b>Total Part Time:</b>	<b>4</b>	<b>4</b>	<b>4</b>

City of Broken Arrow  
Governmental Funds  
FY2019

Position	Budget 2016-2017	Budget 2017-2018	Budget 2018-2019
<b>GENERAL SERVICES</b>			
Assistant Sexton	1	1	1
Cemetery Maintenance Worker	1	1	1
Lead Traffic Signal Technician	1	0	0
Sexton	1	1	1
Traffic Signal Manager	1	0	0
Traffic Signal Technician	3	0	0
<b>Total Full Time:</b>	<b>8</b>	<b>3</b>	<b>3</b>
Cemetery Seasonal Laborer	1	1	1
<b>Total Seasonal:</b>	<b>1</b>	<b>1</b>	<b>1</b>
<b>DEVELOPMENT SERVICES</b>			
Administrative Assistant	2	2	2
Administrative Clerk Planning	1	1	1
Assistant Chief Building Inspector	1	1	1
Building Inspector	6	0	0
Chief Building Inspector	1	1	1
Code Enforcement Officer	3	3	3
Commercial Building Plans Examiner	1	0	0
Commercial Inspector	0	2	2
Development Services Director	1	1	1
Lead Code Enforcement Officer	0	1	1
One Stop Manager	1	1	1
Permit Clerk	7	8	8
Plan Development Manager	1	1	1
Planner II (Commercial Building Plans Examiner)	0	1	1
Plans Reviewer	1	1	1
Project Engineer	1	2	2
Residential Inspector	0	4	4
Senior Planner	2	1	1
Special Projects Manager	0	1	1
Staff Planner	1	1	1
<b>Total Full Time:</b>	<b>30</b>	<b>33</b>	<b>33</b>
Permit Clerk	1	0	0
<b>Total Part Time</b>	<b>1</b>	<b>0</b>	<b>0</b>

City of Broken Arrow  
Governmental Funds  
FY2019

Position	Budget 2016-2017	Budget 2017-2018	Budget 2018-2019
<b>POLICE</b>			
Deputy Police Chief	1	1	1
Police Captain	7	7	7
Police Chief	1	1	1
Police Corporal	6	6	6
Police Major	3	3	3
Police Officer	105	110	115
Police Sergeant	18	18	18
<b>Total Sworn Positions:</b>	<b>141</b>	<b>146</b>	<b>151</b>
Administrative Assistant	1	1	1
Administrative Secretary	3	3	3
Animal Control Officer	5	6	6
Animal Control Supervisor	1	1	1
Budget Officer	1	1	1
Call Taker (Communications)	4	4	4
Comm. Dir. / Asst. Emerg. Mgmt. Dir.	1	1	1
Communications Officer I	12	15	15
Communications Supervisor	3	3	3
Communications Training Officer	3	0	0
Crime Prevention Specialist	1	1	1
Emergency Manager	1	1	1
Jail Supervisor	4	4	4
Jailer	12	12	12
Planning and Research Specialist	1	1	1
Property Room Supervisor	1	1	1
Records Clerk	2	2	2
Records Supervisor	1	1	1
<b>Total Non Sworn:</b>	<b>57</b>	<b>58</b>	<b>58</b>
<b>Total Full Time:</b>	<b>198</b>	<b>204</b>	<b>209</b>
Court Marshall (Part Time)	1	1	2
On-Call Jailer	2	2	2
Property Room Technician (Part Time)	1	1	1
<b>Total Part Time:</b>	<b>4</b>	<b>4</b>	<b>5</b>

City of Broken Arrow  
Governmental Funds  
FY2019

Position	Budget 2016-2017	Budget 2017-2018	Budget 2018-2019
<b>FIRE</b>			
All Firefighter Ranks	99	112	112
Assistant Fire Chief	1	1	1
Deputy Fire Chief	3	3	3
Fire Battalion Chief	3	3	3
Fire Captain	24	22	22
Fire Chief	1	1	1
Fire Investigator	3	3	3
Fire Lieutenant	21	22	22
Fire Marshall	1	1	1
Fire Plan Reviewer	1	0	0
Fire Training Major	2	2	2
Training Officer	3	3	3
<b>Total Sworn Positions:</b>	<b>162</b>	<b>173</b>	<b>173</b>
Administrative Assistant	1	1	1
Administrative Secretary	1	1	1
Fire Equipment Technician	1	2	2
<b>Total Non Sworn:</b>	<b>3</b>	<b>4</b>	<b>4</b>
<b>Total Full Time:</b>	<b>165</b>	<b>177</b>	<b>177</b>
Administrative Technician (Part Time)	1	0	0
Fire Prevention Technician (Part Time)	1	1	1
<b>Total Part Time:</b>	<b>2</b>	<b>1</b>	<b>1</b>
<b>STREET</b>			
Administrative Assistant	1	1	1
Crew Chief	3	3	3
Director of Street and Stormwater	1	1	1
Engineering Technician	0	1	1
Equipment Operator	2	2	2
Lead Traffic Signal Technician	0	1	1
Service Worker	6	6	6
Street Maintenance Supervisor	1	1	1
Street Superintendent	1	1	1
Supervisor - Truck Driver Section	1	1	1
Traffic Control Manager	1	1	1
Traffic Maintenance Technician	4	3	3
Traffic Signal Manager	0	1	1
Traffic Signal Technician	0	5	5
Truck Driver I	7	7	7
<b>Total Full Time:</b>	<b>28</b>	<b>35</b>	<b>35</b>



**City of Broken Arrow  
Governmental Funds  
FY2019**

Position	Budget 2016-2017	Budget 2017-2018	Budget 2018-2019
<b>PARKS</b>			
Administrative Assistant	1	1	1
Community Events Manager	1	1	1
Crew leader - Parks	2	3	3
Events Assistant	0	1	2
Facilities Supervisor	1	1	1
Farmers Market Coordinator	0	1	1
Grounds Supervisor	3	3	3
Horticulture/Forestry Crew Leader	1	1	1
Horticulturist	1	1	1
Irrigation Technician	0	0	1
Nature Center Supervisor	0	1	1
Parks and Recreation Director	1	1	1
Parks Maintenance Manager	1	1	1
Parks Maintenance Technician	1	1	1
Parks Maintenance Worker	20	20	20
Parks Superintendent	1	0	0
Recreation Assistant	2	2	2
Recreation Center Supervisor	2	2	2
Recreation Manager	1	1	1
Recreation Technician	0	1	1
<b>Total Full Time:</b>	<b>39</b>	<b>43</b>	<b>45</b>
Farmers Market Coordinator (Part Time)	1	0	0
Recreation Assistant (Part Time)	8	8	8
<b>Total Part Time:</b>	<b>9</b>	<b>8</b>	<b>8</b>
Concession Worker	6	6	6
Events Assistant	1	0	0
Lead Lifeguard	7	7	7
Lifeguard	56	56	56
Park Maintenance Worker	7	8	8
Swim Pool Assistant	2	0	0
Swim Pool Cashier	2	4	4
Swim Pool Concession Supervisor	1	1	1
Swim Pool Maintenance	1	0	0
Swim Pool Supervisor	1	1	1
<b>Total Seasonal:</b>	<b>84</b>	<b>83</b>	<b>83</b>
<b>GENERAL FUND TOTALS</b>			
<b>Full time</b>			
<b>Non-sworn positions</b>	<b>218</b>	<b>231</b>	<b>235</b>
<b>Sworn positions</b>	<b>303</b>	<b>319</b>	<b>324</b>
<b>Total Full Time</b>	<b>521</b>	<b>550</b>	<b>559</b>
<b>Total Part Time:</b>	<b>23</b>	<b>20</b>	<b>21</b>
<b>Total Seasonal:</b>	<b>85</b>	<b>84</b>	<b>84</b>

City of Broken Arrow  
BAMA  
FY2019

Position	Budget 2016-2017	Budget 2017-2018	Budget 2018-2019
<b>CITY MANAGER</b>			
Assistant City Manager of Operations	0	1	1
Executive Assistant to the City Manager of Operations	0	1	1
<b>Total Full Time:</b>	<b>0</b>	<b>2</b>	<b>2</b>
<b>FINANCE</b>			
Accounting Technicians	2	2	2
Utility Services Clerk	7	6	6
Utility Services Manager	0	1	1
Utility Services Supervisor	1	1	1
<b>Total Full Time:</b>	<b>10</b>	<b>10</b>	<b>10</b>
<b>GENERAL SERVICES</b>			
Administrative Assistant	1	1	1
Administrative Secretary	2	2	2
Administrative Secretary (Budgeted as Purchasing Writer )	0	1	1
Assistant Sanitation Manager	1	1	1
Building Maintenance Manager	1	1	1
Building Maintenance Services Coordinator	1	1	1
Building Maintenance Supervisor	1	1	1
Building Maintenance Worker	6	6	6
Building Service Supervisor	2	2	2
Building Service Worker	3	2	2
Buyer	3	3	3
Fleet Division Manager	1	1	1
Fleet Maintenance Service Worker	1	1	1
Fleet Service Technician	2	3	3
Fleet Welder	0	1	1
General Services Director	1	1	1
Mechanic	12	11	11
Mechanic Supervisor	2	2	2
Parts Clerk	2	2	2
Purchasing Manager	1	1	1
Refuse Collection Driver	16	15	15
Refuse Collector	12	9	9
Sanitation Crewleader	11	10	10
Sanitation Dispatcher/CSR	0	1	1
Sanitation Manager	1	1	1
Sanitation Supervisor	4	4	4
Sanatation Transfer Driver	0	4	4
Service Writer	1	1	1
<b>Total Full Time:</b>	<b>88</b>	<b>89</b>	<b>89</b>

City of Broken Arrow  
BAMA  
FY2019

Position	Budget 2016-2017	Budget 2017-2018	Budget 2018-2019
<b>STORMWATER</b>			
Assistant Street & Stormwater Director	0	1	1
Construction Supervisor	2	3	3
Crew Chief	3	4	4
Equipment Operator	10	12	12
Service Worker	9	11	11
Stormwater Maintenance Supervisor	1	1	1
Stormwater Superintendent	1	1	1
Truck Driver I	2	7	7
<b>Total Full Time:</b>	<b>28</b>	<b>40</b>	<b>40</b>
<b>ENGINEERING &amp; CONSTRUCTION</b>			
Administrative Assistant	1	1	1
Administrative Secretary	1	1	1
Construction Division Manager	1	1	1
Contract Administrator	5	5	5
Director of Engineering and Construction	1	1	1
Engineering Division Manager	1	1	1
Engineering Technician	2	1	1
Environmental Manager(formerly Special Projects Manager)	0	1	1
GIS Analyst	2	1	1
Mapping Coordinator	1	1	1
Planning Division Manager	0	1	1
Project Engineer	6	3	4
Right-of-Way Agent	1	1	1
Stormwater Division Manager	1	1	1
Stormwater Engineer	1	1	1
Stormwater Inspector (Contract Administrator)	1	1	1
Traffic Project Engineer	0	0	1
Transportation Manager	0	1	1
<b>Total Full Time:</b>	<b>25</b>	<b>23</b>	<b>25</b>

City of Broken Arrow  
BAMA  
FY2019

Position	Budget 2016-2017	Budget 2017-2018	Budget 2018-2019
<b>UTILITIES</b>			
Administrative Assistant	1	1	1
Assistant Meter Reader Supervisor	1	1	1
Assistant Utilities Director	0	0	1
Assistant Wastewater Plant Manager	0	1	1
Assistant Water Plant Manager	1	1	1
Meter Reader	7	7	7
Meter Reader Supervisor	1	1	1
Pretreatment Coordinator	1	1	1
Pretreatment Technician	1	0	0
Service Order Technician	1	1	1
Sewer Crew Supervisor	3	5	5
Truck Driver I	5	0	0
Utilities Const. Supervisor	1	1	1
Utilities Director	1	1	1
Utilities Service Worker	18	25	24
Utilities Sewer Supervisor	1	1	1
Utilities Systems Manager (Assistant Utilities Manager)	1	1	1
Utilities Water Supervisor	1	1	1
Wastewater Industrial Tech	1	1	1
Wastewater Plant Manager	1	1	1
Wastewater Plant Maintenance Mechanic	2	1	1
Wastewater Plant Operator	3	3	5
Water Crew Supervisor	13	14	14
Water Industrial Tech	2	2	2
Water Maintenance Mechanic	2	2	2
Water Plant Manager	1	1	1
Water Plant Operator	9	9	9
Water Plant Service Worker	1	0	0
Water Quality Technician	1	1	1
<b>Total Full Time:</b>	<b>81</b>	<b>84</b>	<b>86</b>
<b>BAMA TOTALS</b>			
<b>Total Full-Time</b>	<b>232</b>	<b>248</b>	<b>252</b>

# Development of Fiscal Year 2019 and Financial Plan 2020 Operating and Capital Budget

OCTOBER 2017	Budget Calendar Distributed. Department Directors and Division Chiefs will have access to budget levels.
DECEMBER 1, 2017	All capital requests are due. This includes rollover projects as well as new project requests. Please use the attached Spreadsheet and include projects in order of priority.
DECEMBER 22, 2017	Hearings for Capital Projects to be completed.
DECEMBER 29, 2017	Personnel changes requested for Fiscal Years 2019 and 2020 with explanations submitted to the City Manager, Assistant City Manager(s), Human Resources, and Finance. These changes can be additions, deletions, or reorganizational requests.
JANUARY 31, 2018	Preparation of Operational accounts and Miscellaneous Funds are due. Estimated Actual for Fiscal Year 2018 for all accounts. Fiscal Year 2019 and Financial Plan 2020 all accounts should be completed with the exception of payroll. Complete ONLY Variable pay and overtime in payroll. Finance will complete the rest of the payroll accounts for Fiscal Year 2019 and Financial Plan 2020. <b>All numbers should be entered in multiples of \$100.</b> Department directors to review and propose changes to the Manual of Fees and Code Book to Assistant City Managers and Finance Director. Capital Budget Finalized.
FEBRUARY 2018	Hearings to discuss proposed Operational Budgets will take place with Department Directors, the City Manager's Office, and the Finance Department.
MARCH 2018	Decisions are finalized and prepared for City Council consideration.
APRIL 2018	City Manager presents proposed budget and capital requests to the City Council.
JUNE 2018	City Council reviews proposed budget and capital requests. The Public Hearing will be held. Adoption of the budget, capital requests, and approval of resolutions to happen at the City Council Meeting.

**RESOLUTION 1096**

**A RESOLUTION OF THE BROKEN ARROW CITY COUNCIL, ADOPTING THE FISCAL YEAR 2018-2019 ANNUAL BUDGET FOR THE CITY IN ACCORDANCE WITH THE PROVISIONS OF THE MUNICIPAL BUDGET ACT**

**WHEREAS**, the provisions of the Municipal Budget Act (11 O.S. §17-201, et seq.) (“Act”) have been adopted by resolution by the City; and

**WHEREAS**, the Public Hearing process set forth in the Act has been completed; and

**WHEREAS**, the Act requires the annual budget to be adopted by the governing body of the City by resolution no later than seven (7) days prior to the beginning of the fiscal year.


**NOW, THEREFORE, BE IT RESOLVED BY THE CITY COUNCIL OF THE CITY OF BROKEN ARROW, OKLAHOMA, THAT:**

1. The accompanying budget document sets forth the estimated revenue and appropriations for each fund of the City and is hereby formally adopted by the Broken Arrow City Council.
2. The accompanying budget document complies with the requirements of the Act by including:
  - A complete financial plan for the City, showing revenues and expenditures, past and anticipated
  - Budget Message
  - Budget Summary - All Funds
  - Fund Budget Summaries showing estimates of revenues and expenditures
  - Departmental Appropriations by Account Category
3. In accordance with the Act, the City Council has determined that expenditures and encumbrances may not be authorized that exceed the available appropriation of any department of any fund.
4. Only the City Council may authorize budget amendments involving any supplement, decrease, or inter-departmental transfer of appropriations. The City Manager may authorize budget amendments involving intra-departmental transfers of appropriations.

**ADOPTED BY THE BROKEN ARROW CITY COUNCIL THIS \_\_\_\_ DAY OF \_\_\_\_\_, 2018.**

\_\_\_\_\_  
MAYOR

ATTEST:

\_\_\_\_\_  
City Clerk (Seal)  
APPROVED AS TO FORM:  
  
\_\_\_\_\_  
Assistant City Attorney

**GENERAL FUND REVENUE SUMMARY**  
**FISCAL YEAR 2019 BUDGET & FISCAL YEAR 2020 FINANCIAL PLAN**

DESCRIPTION	ACTUAL 2017	BUDGET 2018	ESTIMATED ACTUAL 2018	BUDGET 2019	FINANCIAL PLAN 2020
<b>Beginning Fund Balance:</b>					
Reserved Fund Balances					
Emergency Reserve Fund Balance	5,173,816	5,635,400	5,685,129	5,725,280	5,794,686
Reserved for Compensated Absences	2,625,383	2,625,383	2,625,383	2,828,770	2,828,770
Reserved for Debt Service	1,701,903	1,787,500	1,701,903	1,753,357	1,770,900
Reserved for Alfa Laval Road	0	0	0	600,000	600,000
Reserved for Tiger Hill Wall	0	0	0	1,523,166	1,441,560
Reserved for ERP	0	0	0	0	0
Reserved for Capital Projects	511,313	1,421,832	1,677,601	0	0
<b>Total Reserved Fund Balances</b>	<b>10,012,415</b>	<b>11,470,115</b>	<b>11,690,016</b>	<b>12,430,573</b>	<b>12,435,916</b>
<b>Total Fund Balance</b>	<b>10,012,415</b>	<b>11,470,115</b>	<b>11,690,016</b>	<b>12,430,573</b>	<b>12,435,916</b>
<b>Taxes</b>					
<b>Sales Tax:</b>					
City	20,457,878	21,465,000	21,025,025	21,235,300	21,500,000
Utility	13,648,739	14,300,000	14,026,853	14,167,200	14,500,000
<b>Total Sales Tax</b>	<b>34,106,617</b>	<b>35,765,000</b>	<b>35,051,878</b>	<b>35,402,500</b>	<b>36,000,000</b>
Use Tax	2,690,188	2,045,000	3,689,924	3,726,800	4,200,000
Tobacco Tax	514,690	515,000	563,025	568,700	580,000
Franchise Tax:	4,120,368	4,244,100	4,339,271	4,384,300	4,403,000
<b>Total Taxes</b>	<b>41,431,863</b>	<b>42,569,100</b>	<b>43,644,098</b>	<b>44,082,300</b>	<b>45,183,000</b>
<b>Other Revenues</b>					
Licenses & Permits	940,467	929,400	793,263	937,400	949,000
Intergovernmental :	393,027	397,200	405,359	407,000	413,000
Charges for Services	10,781,860	10,423,000	10,607,499	10,875,000	11,001,800
Fines, Forfeitures and Assessments	1,417,037	1,653,600	1,196,218	1,218,500	1,265,000
Interest	20,010	19,600	20,000	21,400	22,000
Miscellaneous	1,328,535	1,260,900	1,280,420	1,363,000	1,302,100
<b>Total Other Revenues</b>	<b>14,880,936</b>	<b>14,683,700</b>	<b>14,302,759</b>	<b>14,822,300</b>	<b>14,952,900</b>
<b>Total Current Revenues</b>	<b>56,312,799</b>	<b>57,252,800</b>	<b>57,946,857</b>	<b>58,904,600</b>	<b>60,135,900</b>
<b>Other Financing Sources:</b>					
Transfers In	14,818,406	15,420,000	15,026,680	15,192,200	15,235,000
<b>Total Revenues</b>	<b>71,131,205</b>	<b>72,672,800</b>	<b>72,973,537</b>	<b>74,096,800</b>	<b>75,370,900</b>
<b>Current Expenditures</b>					
Personal Services	46,857,896	13,359,300	12,570,250	13,862,407	14,279,726
Other Services & Charges	5,776,697	4,143,800	4,162,000	4,472,700	4,467,860
Materials & Supplies	2,590,276	1,184,900	1,182,350	1,287,450	1,295,800
<b>Total Current Expenditures</b>	<b>55,224,869</b>	<b>18,688,000</b>	<b>17,914,600</b>	<b>19,622,557</b>	<b>20,043,386</b>
<b>Other Financing Sources (Uses):</b>					
Transfers Out	14,228,735	53,488,400	54,318,380	54,468,900	55,303,900
<b>Total Other Financing Sources (Uses):</b>	<b>14,228,735</b>	<b>53,488,400</b>	<b>54,318,380</b>	<b>54,468,900</b>	<b>55,303,900</b>
<b>Total Budget</b>	<b>69,453,604</b>	<b>72,176,400</b>	<b>72,232,980</b>	<b>74,091,457</b>	<b>75,347,286</b>
<b>Net Income</b>	<b>1,677,601</b>	<b>496,400</b>	<b>740,557</b>	<b>5,343</b>	<b>23,614</b>
<b>Ending Fund Balance:</b>					
Reserved Fund Balances					
Emergency Reserve Fund Balance	5,685,129	5,635,400	5,725,280	5,794,686	5,890,460
Reserved for Compensated Absences	2,625,383	2,625,383	2,828,770	2,828,770	2,828,770
Reserved for Debt Service	1,701,903	1,787,500	1,753,357	1,770,900	1,812,500
Reserved for Alfa Laval Road	0	0	600,000	600,000	0
Reserved for Tiger Hill Wall	0	0	1,523,166	1,441,560	0
Reserved for ERP	0	0	0	0	1,927,800
Reserved for Capital Projects	1,677,601	1,918,232	0	0	0
<b>Total Reserved Fund Balances</b>	<b>11,690,016</b>	<b>11,966,515</b>	<b>12,430,573</b>	<b>12,435,916</b>	<b>12,459,530</b>
<b>Total Fund Balance</b>	<b>11,690,016</b>	<b>11,966,515</b>	<b>12,430,573</b>	<b>12,435,916</b>	<b>12,459,530</b>



**GENERAL FUND  
REVENUE DETAIL  
FISCAL YEAR 2019 BUDGET & FISCAL YEAR 2020 FINANCIAL PLAN**

DESCRIPTION	ACTUAL REVENUES 2017	BUDGETED REVENUES 2018	ESTIMATED REVENUES 2018	BUDGETED REVENUES 2019	FINANCIAL PLAN 2020
<b>Franchise Tax:</b>					
Electric	1,577,187	1,196,000	1,673,267	1,690,000	1,700,000
Gas	1,127,688	1,116,400	1,250,851	1,263,400	1,250,000
Cable Television	1,353,020	1,868,500	1,367,255	1,380,900	1,400,000
Telephone	62,473	63,200	47,898	50,000	53,000
<b>Total Franchise Tax</b>	<b>4,120,368</b>	<b>4,244,100</b>	<b>4,339,271</b>	<b>4,384,300</b>	<b>4,403,000</b>
<b>Licenses &amp; Permits:</b>					
Occupational Licenses	238,514	202,900	243,664	253,400	260,000
Peddlers Licenses	2,007	1,900	2,000	2,000	2,000
Food Licenses	46,428	19,000	48,385	50,000	52,000
Other Fees	92,061	86,900	92,137	92,000	95,000
Building Permits	561,457	618,700	407,077	540,000	540,000
<b>Total Licenses &amp; Permits</b>	<b>940,467</b>	<b>929,400</b>	<b>793,263</b>	<b>937,400</b>	<b>949,000</b>
<b>Intergovernmental :</b>					
Intergovernmental	203,205	200,000	212,771	205,000	208,000
Alcoholic Beverage Tax	189,822	197,200	192,588	202,000	205,000
<b>Total Intergovernmental</b>	<b>393,027</b>	<b>397,200</b>	<b>405,359</b>	<b>407,000</b>	<b>413,000</b>
<b>Fines, Forfeitures and Assessments:</b>					
Court Fines/Returned Check Fees	1,403,019	1,650,000	1,186,218	1,206,500	1,250,000
Assessment Districts	14,018	3,600	10,000	12,000	15,000
<b>Total Fines, Forfeitures and Assessments</b>	<b>1,417,037</b>	<b>1,653,600</b>	<b>1,196,218</b>	<b>1,218,500</b>	<b>1,265,000</b>
<b>Charges for Services:</b>					
Planning and Zoning	237,260	233,300	232,244	241,000	245,000
Sale Of Material	58,452	41,900	63,100	40,000	42,000
BAMA PILOT	3,016,096	3,458,800	3,370,219	3,513,600	3,550,000
BAMA Overhead Charge	540,000	120,000	0	0	0
Rural Fire Runs	2,062	2,900	2,600	2,500	2,700
Inspection Fees	868,293	768,500	899,455	944,500	975,000
Ambulance Revenue	3,003,842	2,707,600	3,033,400	3,040,000	3,050,000
LifeRide	2,233,032	2,337,700	2,225,577	2,242,000	2,337,700
Training	2,850	2,700	3,200	2,900	3,000
Special Events	9,015	10,400	10,400	10,000	10,400
Cemetery Fee	145,108	145,400	147,257	150,000	150,000
Animal Control Fees	53,007	54,400	61,082	62,000	60,000
Nuisance Abatement	44,216	36,000	(24,738)	36,000	36,000
Parks and Recreation	227,061	205,100	248,779	250,000	240,000
Swimming Pools	228,554	226,100	229,171	231,500	235,000
Administrative Fees	14,644	19,800	19,800	15,000	15,000
Schools	46,051	0	46,051	46,000	0
Juvenile Court	52,317	52,400	39,902	48,000	50,000
<b>Total Charges for Services</b>	<b>10,781,860</b>	<b>10,423,000</b>	<b>10,607,499</b>	<b>10,875,000</b>	<b>11,001,800</b>

**GENERAL FUND  
REVENUE DETAIL  
FISCAL YEAR 2019 BUDGET & FISCAL YEAR 2020 FINANCIAL PLAN**

DESCRIPTION	ACTUAL REVENUES 2017	BUDGETED REVENUES 2018	ESTIMATED REVENUES 2018	BUDGETED REVENUES 2019	FINANCIAL PLAN 2020
<b>Miscellaneous:</b>					
Rental Property	1,172,061	1,193,500	1,164,362	1,190,000	1,190,000
Donations	17,516	28,600	0	25,000	28,600
Miscellaneous	107,292	7,900	75,803	100,000	50,000
Insurance Proceeds	31,666	30,900	40,255	48,000	33,500
<b>Total Miscellaneous</b>	<b>1,328,535</b>	<b>1,260,900</b>	<b>1,280,420</b>	<b>1,363,000</b>	<b>1,302,100</b>
<b>Transfers In:</b>					
BAMA	13,653,410	14,300,000	14,016,680	14,167,200	14,200,000
Conference & Visitors Board	270,000	225,000	225,000	225,000	225,000
Street and Alley	720,000	720,000	720,000	720,000	720,000
E-911	0	0	0	0	0
Sinking Fund	174,996	175,000	65,000	80,000	90,000
<b>Total Transfers In</b>	<b>14,818,406</b>	<b>15,420,000</b>	<b>15,026,680</b>	<b>15,192,200</b>	<b>15,235,000</b>

**GENERAL FUND  
ACTUAL EXPENDITURES  
FISCAL YEAR 2017**

<b>DEPARTMENT/DIVISION</b>	<b>PERSONAL SERVICES</b>	<b>OTHER SERVICES &amp; CHARGES</b>	<b>MATERIALS AND SUPPLIES</b>	<b>TOTAL</b>
<b>CITY MANAGER</b>	<b>1,048,687</b>	<b>52,642</b>	<b>6,162</b>	<b>1,107,491</b>
<b>FINANCE - ACCOUNTING</b>	<b>946,050</b>	<b>58,431</b>	<b>10,407</b>	<b>1,014,888</b>
<b>CITY ATTORNEY</b>	<b>755,868</b>	<b>114,515</b>	<b>31,371</b>	<b>901,754</b>
<b>HUMAN RESOURCES:</b>				
HUMAN RESOURCES	497,990	154,705	3,705	656,400
RISK MANAGEMENT	214,668	13,957	4,507	233,132
<b>TOTAL HUMAN RESOURCES</b>	<b>712,658</b>	<b>168,662</b>	<b>8,212</b>	<b>889,532</b>
<b>INFORMATION TECHNOLOGIES</b>	<b>958,373</b>	<b>293,927</b>	<b>28,445</b>	<b>1,280,745</b>
<b>DEVELOPMENT SERVICES:</b>				
ONE STOP CENTER	792,886	112,061	23,872	928,819
PLANNING	629,531	14,424	5,868	649,823
INSPECTIONS	716,542	24,553	19,123	760,218
<b>TOTAL DEVELOPMENT SERVICES</b>	<b>2,138,959</b>	<b>151,038</b>	<b>48,863</b>	<b>2,338,860</b>
<b>GENERAL GOVERNMENT</b>	<b>7,969</b>	<b>2,019,986</b>	<b>14,117</b>	<b>2,042,072</b>
<b>CITY/COURT CLERK</b>	<b>511,551</b>	<b>71,729</b>	<b>7,959</b>	<b>591,239</b>
<b>POLICE DEPARTMENT:</b>				
POLICE	15,224,803	969,040	742,739	16,936,582
COMMUNICATIONS	1,588,423	261,313	19,581	1,869,317
JAIL OPERATIONS	862,019	25,155	46,565	933,739
ANIMAL CONTROL	386,961	52,529	26,432	465,922
RECORDS	148,167	109	1,444	149,720
<b>TOTAL POLICE</b>	<b>18,210,373</b>	<b>1,308,146</b>	<b>836,761</b>	<b>20,355,280</b>
<b>FIRE DEPARTMENT:</b>				
FIRE	10,417,256	555,110	304,858	11,277,224
EMS	5,220,781	258,887	369,289	5,848,957
TRAINING	391,231	11,329	21,998	424,558
FIRE PREVENTION	632,859	5,852	9,253	647,964
<b>TOTAL FIRE</b>	<b>16,662,127</b>	<b>831,178</b>	<b>705,398</b>	<b>18,198,703</b>
<b>GENERAL SERVICES</b>	<b>171,952</b>	<b>7,991</b>	<b>9,658</b>	<b>189,601</b>
<b>STREET/STORMWATER</b>				
STREET	1,655,433	74,579	379,249	2,109,261
SIGNAL MAINTENANCE	402,722	42,696	129,990	575,408
<b>TOTAL STREET/STORMWATER</b>	<b>2,058,155</b>	<b>117,275</b>	<b>509,239</b>	<b>2,684,669</b>
<b>PARKS:</b>				
PARKS	1,545,309	185,506	223,188	1,954,003
MAIN PLACE	0	41,581	2,230	43,811
RECREATION	717,425	229,365	99,619	1,046,409
FORESTRY/HORTICULTURE	277,708	36,432	34,376	348,516
HISTORICAL MUSEUM	0	41,209	917	42,126
SPECIAL EVENTS	134,732	47,084	13,354	195,170
<b>TOTAL PARKS</b>	<b>2,675,174</b>	<b>581,177</b>	<b>373,684</b>	<b>3,630,035</b>
<b>TOTAL DEPARTMENTAL</b>	<b>46,857,896</b>	<b>5,776,697</b>	<b>2,590,276</b>	<b>55,224,869</b>
<b>TRANSFERS OUT</b>				
BAMA				13,648,739
BAEDA				579,996
<b>TRANSFERS OUT</b>				<b>14,228,735</b>
<b>TOTAL EXPENDITURES/USES</b>	<b>46,857,896</b>	<b>5,776,697</b>	<b>2,590,276</b>	<b>69,453,604</b>

**GENERAL FUND  
BUDGETED EXPENDITURES  
FISCAL YEAR 2018**

<b>DEPARTMENT/DIVISION</b>	<b>PERSONAL SERVICES</b>	<b>OTHER SERVICES &amp; CHARGES</b>	<b>MATERIALS AND SUPPLIES</b>	<b>TOTAL</b>
<b>CITY MANAGER</b>				
CITY MANAGER	876,500	48,800	8,000	933,300
COMMUNICATIONS	232,900	64,800	3,200	300,900
<b>TOTAL CITY MANAGER</b>	<b>1,109,400</b>	<b>113,600</b>	<b>11,200</b>	<b>1,234,200</b>
<b>FINANCE - ACCOUNTING</b>	<b>988,700</b>	<b>86,200</b>	<b>16,500</b>	<b>1,091,400</b>
<b>CITY ATTORNEY</b>	<b>808,100</b>	<b>113,800</b>	<b>45,600</b>	<b>967,500</b>
<b>HUMAN RESOURCES:</b>				
HUMAN RESOURCES	577,900	347,350	6,600	931,850
RISK MANAGEMENT	235,700	39,764	41,286	316,750
<b>TOTAL HUMAN RESOURCES</b>	<b>813,600</b>	<b>387,114</b>	<b>47,886</b>	<b>1,248,600</b>
<b>INFORMATION TECHNOLOGIES</b>	1,017,600	414,100	30,200	1,461,900
<b>DEVELOPMENT SERVICES:</b>				
ONE STOP CENTER	760,300	78,000	23,700	862,000
PLANNING	661,300	26,140	13,060	700,500
INSPECTIONS	934,300	91,300	33,100	1,058,700
<b>TOTAL DEVELOPMENT SERVICES</b>	<b>2,355,900</b>	<b>195,440</b>	<b>69,860</b>	<b>2,621,200</b>
<b>GENERAL GOVERNMENT</b>	<b>12,500</b>	<b>1,934,800</b>	<b>15,000</b>	<b>1,962,300</b>
<b>CITY/COURT CLERK</b>	<b>579,100</b>	<b>84,700</b>	<b>20,100</b>	<b>683,900</b>
<b>GENERAL SERVICES</b>	<b>182,100</b>	<b>16,400</b>	<b>17,700</b>	<b>216,200</b>
<b>STREET/STORMWATER</b>				
STREET	1,788,400	79,200	459,000	2,326,600
SIGNAL MAINTENANCE	518,900	24,600	45,500	589,000
<b>TOTAL STREET/STORMWATER</b>	<b>2,307,300</b>	<b>103,800</b>	<b>504,500</b>	<b>2,915,600</b>
<b>PARKS:</b>				
PARKS	1,704,194	227,300	231,500	2,162,994
MAIN PLACE	0	46,400	4,200	50,600
RECREATION	787,006	239,000	104,600	1,130,606
FORESTRY/HORTICULTURE	357,100	40,200	40,600	437,900
HISTORICAL MUSEUM	0	45,100	2,500	47,600
SPECIAL EVENTS	196,500	83,900	33,900	314,300
<b>TOTAL PARKS</b>	<b>3,044,800</b>	<b>681,900</b>	<b>417,300</b>	<b>4,144,000</b>
<b>TOTAL DEPARTMENTAL</b>	<b>13,219,100</b>	<b>4,131,854</b>	<b>1,195,846</b>	<b>18,546,800</b>
<b>TRANSFERS OUT</b>				
TRANSFERS OUT				
BAMA				14,300,000
BAEDA				600,000
PUBLIC SAFETY SALES TAX:				
POLICE				21,011,800
FIRE				17,576,600
<b>TRANSFERS OUT</b>				<b>53,488,400</b>
<b>TOTAL EXPENDITURES/USES</b>	<b>13,219,100</b>	<b>4,131,854</b>	<b>1,195,846</b>	<b>72,035,200</b>

**GENERAL FUND  
ESTIMATED ACTUAL  
FISCAL YEAR 2018**

<b>DEPARTMENT/DIVISION</b>	<b>PERSONAL SERVICES</b>	<b>OTHER SERVICES &amp; CHARGES</b>	<b>MATERIALS AND SUPPLIES</b>	<b>TOTAL</b>
<b>CITY MANAGER</b>				
CITY MANAGER	861,000	41,400	6,000	908,400
COMMUNICATIONS	224,200	68,800	3,500	296,500
<b>TOTAL CITY MANAGER</b>	<b>1,085,200</b>	<b>110,200</b>	<b>9,500</b>	<b>1,204,900</b>
<b>FINANCE - ACCOUNTING</b>	<b>851,100</b>	<b>63,600</b>	<b>13,900</b>	<b>928,600</b>
<b>CITY ATTORNEY</b>	<b>758,000</b>	<b>142,400</b>	<b>42,000</b>	<b>942,400</b>
<b>HUMAN RESOURCES:</b>				
HUMAN RESOURCES	622,000	337,200	7,100	966,300
RISK MANAGEMENT	151,100	25,400	26,500	203,000
<b>TOTAL HUMAN RESOURCES</b>	<b>773,100</b>	<b>362,600</b>	<b>33,600</b>	<b>1,169,300</b>
<b>INFORMATION TECHNOLOGIES</b>	<b>997,900</b>	<b>396,600</b>	<b>34,400</b>	<b>1,428,900</b>
<b>DEVELOPMENT SERVICES:</b>				
ONE STOP CENTER	690,800	72,000	22,600	785,400
PLANNING	699,000	27,600	12,400	739,000
INSPECTIONS	918,000	75,700	37,100	1,030,800
<b>TOTAL DEVELOPMENT SERVICES</b>	<b>2,307,800</b>	<b>175,300</b>	<b>72,100</b>	<b>2,555,200</b>
<b>GENERAL GOVERNMENT</b>	<b>12,500</b>	<b>2,010,700</b>	<b>15,300</b>	<b>2,038,500</b>
<b>CITY/COURT CLERK</b>	<b>536,200</b>	<b>72,700</b>	<b>19,800</b>	<b>628,700</b>
<b>GENERAL SERVICES</b>	<b>144,500</b>	<b>11,900</b>	<b>14,050</b>	<b>170,450</b>
<b>STREET/STORMWATER</b>				
STREET	1,831,300	129,600	470,700	2,431,600
SIGNAL MAINTENANCE	412,000	25,700	44,200	481,900
<b>TOTAL STREET/STORMWATER</b>	<b>2,243,300</b>	<b>155,300</b>	<b>514,900</b>	<b>2,913,500</b>
<b>PARKS:</b>				
PARKS	1,622,850	225,600	244,700	2,093,150
MAIN PLACE	0	39,700	3,500	43,200
RECREATION	725,700	229,700	94,500	1,049,900
FORESTRY/HORTICULTURE	320,100	39,200	38,300	397,600
HISTORICAL MUSEUM	0	42,600	2,100	44,700
SPECIAL EVENTS	192,000	83,900	29,700	305,600
<b>TOTAL PARKS</b>	<b>2,860,650</b>	<b>660,700</b>	<b>412,800</b>	<b>3,934,150</b>
<b>TOTAL DEPARTMENTAL</b>	<b>12,570,250</b>	<b>4,162,000</b>	<b>1,182,350</b>	<b>17,914,600</b>
<b>TRANSFERS OUT</b>				
TRANSFERS OUT				
BAMA				14,016,680
BAEDA				600,000
PUBLIC SAFETY SALES TAX:				
POLICE				21,617,988
FIRE				18,083,712
<b>TRANSFERS OUT</b>				<b>54,318,380</b>
<b>TOTAL EXPENDITURES/USES</b>	<b>12,570,250</b>	<b>4,162,000</b>	<b>1,182,350</b>	<b>72,232,980</b>

**GENERAL FUND BUDGET  
BUDGETED EXPENDITURES  
FISCAL YEAR 2019**

<b>DEPARTMENT/DIVISION</b>	<b>PERSONAL SERVICES</b>	<b>OTHER SERVICES &amp; CHARGES</b>	<b>MATERIALS AND SUPPLIES</b>	<b>TOTAL</b>
<b>CITY MANAGER</b>				
CITY MANAGER	917,819	45,100	7,500	970,419
COMMUNICATIONS	228,660	119,200	1,400	349,260
<b>TOTAL CITY MANAGER</b>	<b>1,146,479</b>	<b>164,300</b>	<b>8,900</b>	<b>1,319,679</b>
<b>FINANCE - ACCOUNTING</b>	<b>1,029,692</b>	<b>98,100</b>	<b>20,300</b>	<b>1,148,092</b>
<b>CITY ATTORNEY</b>	<b>876,302</b>	<b>138,700</b>	<b>36,000</b>	<b>1,051,002</b>
<b>HUMAN RESOURCES:</b>				
HUMAN RESOURCES	680,521	318,900	13,650	1,013,071
RISK MANAGEMENT	148,634	44,400	26,100	219,134
<b>TOTAL HUMAN RESOURCES</b>	<b>829,155</b>	<b>363,300</b>	<b>39,750</b>	<b>1,232,205</b>
<b>INFORMATION TECHNOLOGIES</b>	<b>1,049,582</b>	<b>468,800</b>	<b>40,000</b>	<b>1,558,382</b>
<b>DEVELOPMENT SERVICES:</b>				
ONE STOP CENTER	819,590	68,800	17,500	905,890
SPECIAL PROJECTS	140,354	11,000	6,100	157,454
PLANNING	688,270	40,900	7,800	736,970
INSPECTIONS	969,402	100,100	39,500	1,109,002
<b>TOTAL DEVELOPMENT SERVICES</b>	<b>2,617,616</b>	<b>220,800</b>	<b>70,900</b>	<b>2,909,316</b>
<b>GENERAL GOVERNMENT</b>	<b>12,500</b>	<b>2,019,000</b>	<b>17,000</b>	<b>2,048,500</b>
<b>CITY/COURT CLERK</b>	<b>614,448</b>	<b>89,700</b>	<b>15,000</b>	<b>719,148</b>
<b>GENERAL SERVICES</b>	<b>178,473</b>	<b>16,400</b>	<b>15,300</b>	<b>210,173</b>
<b>STREET/STORMWATER</b>				
STREET	1,878,884	115,900	535,700	2,530,484
SIGNAL MAINTENANCE	515,031	47,700	56,500	619,231
<b>TOTAL STREET/STORMWATER</b>	<b>2,393,915</b>	<b>163,600</b>	<b>592,200</b>	<b>3,149,715</b>
<b>PARKS:</b>				
PARKS	1,716,887	254,200	250,200	2,221,287
MAIN PLACE	0	45,500	3,500	49,000
RECREATION	808,783	250,300	103,000	1,162,083
FORESTRY/HORTICULTURE	356,685	54,600	50,900	462,185
HISTORICAL MUSEUM	0	49,100	2,500	51,600
SPECIAL EVENTS	231,890	76,300	22,000	330,190
<b>TOTAL PARKS</b>	<b>3,114,245</b>	<b>730,000</b>	<b>432,100</b>	<b>4,276,345</b>
<b>TOTAL DEPARTMENTAL</b>	<b>13,862,407</b>	<b>4,472,700</b>	<b>1,287,450</b>	<b>19,622,557</b>
<b>TRANSFERS OUT</b>				
TRANSFERS OUT				
BAMA				14,167,200
BAEDA				600,000
PUBLIC SAFETY SALES TAX:				
POLICE				21,617,988
FIRE				18,083,712
<b>TRANSFERS OUT</b>				<b>54,468,900</b>
<b>TOTAL EXPENDITURES/USES</b>	<b>13,862,407</b>	<b>4,472,700</b>	<b>1,287,450</b>	<b>74,091,457</b>

**GENERAL FUND BUDGET  
BUDGETED EXPENDITURES  
FISCAL YEAR 2020**

<b>DEPARTMENT/DIVISION</b>	<b>PERSONAL SERVICES</b>	<b>OTHER SERVICES &amp; CHARGES</b>	<b>MATERIALS AND SUPPLIES</b>	<b>TOTAL</b>
<b>CITY MANAGER</b>				
CITY MANAGER	946,320	46,400	7,500	1,000,220
COMMUNICATIONS	235,716	74,200	1,400	311,316
<b>TOTAL CITY MANAGER</b>	<b>1,182,036</b>	<b>120,600</b>	<b>8,900</b>	<b>1,311,536</b>
<b>FINANCE - ACCOUNTING</b>	<b>1,077,616</b>	<b>118,400</b>	<b>14,800</b>	<b>1,210,816</b>
<b>CITY ATTORNEY</b>	<b>922,250</b>	<b>148,400</b>	<b>46,000</b>	<b>1,116,650</b>
<b>HUMAN RESOURCES:</b>				
HUMAN RESOURCES	720,260	324,700	13,250	1,058,210
RISK MANAGEMENT	153,394	46,400	21,000	220,794
<b>TOTAL HUMAN RESOURCES</b>	<b>873,654</b>	<b>371,100</b>	<b>34,250</b>	<b>1,279,004</b>
<b>INFORMATION TECHNOLOGIES</b>	<b>1,080,198</b>	<b>465,600</b>	<b>32,900</b>	<b>1,578,698</b>
<b>DEVELOPMENT SERVICES:</b>				
ONE STOP CENTER	845,966	72,460	20,300	938,726
SPECIAL PROJECTS	144,813	6,600	7,900	159,313
PLANNING	710,333	32,500	4,100	746,933
INSPECTIONS	1,000,440	102,300	33,100	1,135,840
<b>TOTAL DEVELOPMENT SERVICES</b>	<b>2,701,552</b>	<b>213,860</b>	<b>65,400</b>	<b>2,980,812</b>
<b>GENERAL GOVERNMENT</b>	<b>12,500</b>	<b>1,993,300</b>	<b>15,000</b>	<b>2,020,800</b>
<b>CITY/COURT CLERK</b>	<b>566,793</b>	<b>96,000</b>	<b>14,300</b>	<b>677,093</b>
<b>GENERAL SERVICES</b>	<b>179,437</b>	<b>17,500</b>	<b>15,300</b>	<b>212,237</b>
<b>STREET/STORMWATER</b>				
STREET	1,937,729	117,500	548,200	2,603,429
SIGNAL MAINTENANCE	531,417	26,400	46,000	603,817
<b>TOTAL STREET/STORMWATER</b>	<b>2,469,146</b>	<b>143,900</b>	<b>594,200</b>	<b>3,207,246</b>
<b>PARKS:</b>				
PARKS	1,782,567	289,000	261,900	2,333,467
MAIN PLACE	0	45,500	3,500	49,000
RECREATION	826,432	250,300	103,000	1,179,732
FORESTRY/HORTICULTURE	358,939	56,800	50,000	465,739
HISTORICAL MUSEUM	0	54,100	2,500	56,600
SPECIAL EVENTS	246,606	83,500	33,850	363,956
<b>TOTAL PARKS</b>	<b>3,214,544</b>	<b>779,200</b>	<b>454,750</b>	<b>4,448,494</b>
<b>TOTAL DEPARTMENTAL</b>	<b>14,279,726</b>	<b>4,467,860</b>	<b>1,295,800</b>	<b>20,043,386</b>
<b>TRANSFERS OUT</b>				
TRANSFERS OUT				
BAMA				14,200,000
BAEDA				600,000
PUBLIC SAFETY SALES TAX:				
POLICE				22,069,900
FIRE				18,434,000
<b>TRANSFERS OUT</b>				<b>55,303,900</b>
<b>TOTAL EXPENDITURES/USES</b>	<b>14,279,726</b>	<b>4,467,860</b>	<b>1,295,800</b>	<b>75,347,286</b>

**OFFICE OF THE CITY MANAGER**

**DIVISIONS:**

City Manager

Communications

**PURPOSE:**

To serve as the Chief Executive Officer of the City of Broken Arrow providing for the oversight and administration of all City departments, directing the implementation of policies and programs adopted by the City Council, resolving citizen concerns, representing the City with in the community, region and state as required and recommending the annual budget and policy recommendations for consideration by the City Council. The City Manager's office is also responsible for communications of City business and plans and the coordination of major projects.

**FINANCIAL HIGHLIGHTS**

	<b>FISCAL YEAR 2017 ACTUAL</b>	<b>FISCAL YEAR 2018 BUDGET</b>	<b>FISCAL YEAR 2018 ESTIMATED ACTUAL</b>	<b>FISCAL YEAR 2019 BUDGET</b>	<b>FISCAL YEAR 2020 FINANCIAL PLAN</b>
<b>PERSONAL SERVICES:</b>					
SALARIES & WAGES	892,689	785,700	795,800	835,707	861,434
EMPLOYEE BENEFITS	315,931	323,700	289,400	310,772	320,602
<b>TOTAL PERSONAL SERVICES</b>	<b>1,208,620</b>	<b>1,109,400</b>	<b>1,085,200</b>	<b>1,146,479</b>	<b>1,182,036</b>
<b>OTHER SERVICES &amp; CHARGES</b>					
PROF & TECH SERVICES	41,504	52,200	50,000	75,000	29,800
PROPERTY SERVICES	4,039	4,500	4,100	4,000	4,000
OTHER SERVICES	55,779	56,800	56,100	85,200	86,700
<b>TOTAL OTHER SERVICES &amp; CHARGES</b>	<b>101,322</b>	<b>113,500</b>	<b>110,200</b>	<b>164,200</b>	<b>120,500</b>
<b>MATERIALS &amp; SUPPLIES</b>	<b>7,497</b>	<b>11,200</b>	<b>9,500</b>	<b>8,900</b>	<b>8,900</b>
<b>TOTAL</b>	<b>1,317,439</b>	<b>1,234,100</b>	<b>1,204,900</b>	<b>1,319,579</b>	<b>1,311,436</b>



**CITY OF BROKEN ARROW  
GENERAL FUND  
CITY MANAGER DEPARTMENT  
City Manager's Office**

ACCOUNT NUMBER/DESCRIPTION	FISCAL YEAR	FISCAL YEAR	FISCAL YEAR	FISCAL YEAR	FISCAL YEAR
	2017 ACTUAL	2018 BUDGET	2018 ESTIMATED ACTUAL	2019 BUDGET	2020 FINANCIAL PLAN
010-0300-413.10-04 REGULAR	743,812	595,800	595,500	630,408	649,981
010-0300-413.10-05 VARIABLE PAY PROGRAM	3,690	0	5,000	5,000	5,000
010-0300-413.10-08 PART TIME & TEMPORARY	23,068	27,300	24,000	27,253	28,100
010-0300-413.10-11 OVERTIME	5,952	5,000	1,200	0	0
<b>SALARIES AND WAGES</b>	<b>776,522</b>	<b>628,100</b>	<b>625,700</b>	<b>662,661</b>	<b>683,081</b>
010-0300-413.20-10 LONGEVITY	6,700	6,200	6,200	6,300	6,363
010-0300-413.20-12 EDUCATION/PERFORMANCE	2,599	1,500	1,800	1,500	1,515
010-0300-413.20-21 SOCIAL SECURITY	54,208	49,700	44,100	51,501	53,017
010-0300-413.20-22 RETIREMENT	88,044	71,200	75,000	75,346	77,594
010-0300-413.20-26 INSURANCE	97,842	98,200	90,600	101,388	105,518
010-0300-413.20-40 CAR ALLOWANCE	15,015	10,800	10,600	10,800	10,909
010-0300-413.20-41 CELL PHONE ALLOWANCE	7,757	10,800	7,000	8,323	8,323
<b>EMPLOYEE BENEFITS</b>	<b>272,165</b>	<b>248,400</b>	<b>235,300</b>	<b>255,158</b>	<b>263,239</b>
<b>PERSONAL SERVICES</b>	<b>1,048,687</b>	<b>876,500</b>	<b>861,000</b>	<b>917,819</b>	<b>946,320</b>
010-0300-413.30-11 REG. FEES & CERTIFICATION	11,627	10,000	10,000	11,500	10,800
010-0300-413.30-85 MEMBERSHIP DUES	2,992	4,500	3,500	3,500	4,000
010-0300-413.30-87 PROFESSIONAL SERVICES	1,100	500	100	500	500
<b>PROF &amp; TECH SERVICES</b>	<b>15,719</b>	<b>15,000</b>	<b>13,600</b>	<b>15,500</b>	<b>15,300</b>
010-0300-413.40-55 MAINTENANCE SERVICES	4,039	4,500	4,000	4,000	4,000
<b>PROPERTY SERVICES</b>	<b>4,039</b>	<b>4,500</b>	<b>4,000</b>	<b>4,000</b>	<b>4,000</b>
010-0300-413.50-03 TRAVEL & EXPENSES	24,339	20,000	20,600	22,000	23,000
010-0300-413.50-37 TEMPORARY SERVICES	6,052	6,000	1,400	2,000	2,000
010-0300-413.50-54 OUTSIDE DATA SERVICES	2,493	2,800	1,700	1,500	2,000
010-0300-413.50-86 MISCELLANEOUS	0	500	100	100	100
<b>OTHER SERVICES</b>	<b>32,884</b>	<b>29,300</b>	<b>23,800</b>	<b>25,600</b>	<b>27,100</b>
<b>OTHER SERVICES &amp; CHARGES</b>	<b>52,642</b>	<b>48,800</b>	<b>41,400</b>	<b>45,100</b>	<b>46,400</b>
010-0300-413.60-03 OFFICE SUPPLIES	3,527	3,000	3,500	3,000	3,000
010-0300-413.60-23 MATERIAL & SUPPLIES	1,100	2,500	1,400	2,500	2,500
010-0300-413.60-24 OTHER EQUIPMENT	1,273	2,000	1,100	2,000	2,000
010-0300-413.60-28 BOOKS, MAGS, & SUBSCRIPT.	262	500	0	0	0
<b>MATERIAL &amp; SUPPLIES</b>	<b>6,162</b>	<b>8,000</b>	<b>6,000</b>	<b>7,500</b>	<b>7,500</b>
<b>CITY MANAGER</b>	<b>1,107,491</b>	<b>933,300</b>	<b>908,400</b>	<b>970,419</b>	<b>1,000,220</b>

**CITY OF BROKEN ARROW  
GENERAL FUND  
CITY MANAGER DEPARTMENT  
Communications Division**

ACCOUNT NUMBER/DESCRIPTION	FISCAL YEAR	FISCAL YEAR	FISCAL YEAR	FISCAL YEAR	FISCAL YEAR
	2017 ACTUAL	2018 BUDGET	2018 ESTIMATED ACTUAL	2019 BUDGET	2020 FINANCIAL PLAN
010-0310-413.10-04 REGULAR	115,420	157,600	165,700	170,946	176,253
010-0310-413.10-05 VARIABLE PAY	0	0	3,200	1,000	1,000
010-0310-413.10-11 OVERTIME	747	0	1,100	1,100	1,100
010-0310-413.10-19 INJURY PAY	0	0	100	0	0
<b>SALARIES AND WAGES</b>	<b>116,167</b>	<b>157,600</b>	<b>170,100</b>	<b>173,046</b>	<b>178,353</b>
010-0310-413.20-21 SOCIAL SECURITY	8,285	11,700	12,400	12,774	13,105
010-0310-413.20-22 RETIREMENT	11,669	15,800	16,900	17,281	17,738
010-0310-413.20-26 INSURANCE	23,290	47,200	23,600	23,697	24,658
010-0310-413.20-41 CELL PHONE ALLOWANCE	522	600	1,200	1,862	1,862
<b>EMPLOYEE BENEFITS</b>	<b>43,766</b>	<b>75,300</b>	<b>54,100</b>	<b>55,614</b>	<b>57,363</b>
<b>PERSONAL SERVICES</b>	<b>159,933</b>	<b>232,900</b>	<b>224,200</b>	<b>228,660</b>	<b>235,716</b>
010-0310-413.30-11 REG. FEES & CERTIFICATION	3,374	3,800	3,000	3,000	3,000
010-0310-413.30-85 MEMBERSHIP DUES	545	500	500	500	500
010-0310-413.30-87 PROFESSIONAL SERVICES	21,866	32,900	32,900	56,000	11,000
<b>PROF &amp; TECH SERVICES</b>	<b>25,785</b>	<b>37,200</b>	<b>36,400</b>	<b>59,500</b>	<b>14,500</b>
010-0300-413.40-55 MAINTENANCE SERVICES	57	100	100	100	100
<b>PROPERTY SERVICES</b>	<b>57</b>	<b>100</b>	<b>100</b>	<b>100</b>	<b>100</b>
010-0310-413.50-03 TRAVEL & EXPENSES	2,093	3,000	2,800	3,000	3,000
010-0310-413.50-36 PRINTING SERVICES	13,222	16,500	20,500	40,700	40,700
010-0310-413.50-39 POSTAGE	7,156	7,200	8,500	15,400	15,400
010-0310-413.50-54 OUTSIDE DATA SERVICES	424	800	500	500	500
<b>OTHER SERVICES</b>	<b>22,895</b>	<b>27,500</b>	<b>32,300</b>	<b>59,600</b>	<b>59,600</b>
<b>OTHER SERVICES &amp; CHARGES</b>	<b>48,737</b>	<b>64,800</b>	<b>68,800</b>	<b>119,200</b>	<b>74,200</b>
010-0310-413.60-03 OFFICE SUPPLIES	120	300	300	300	300
010-0310-413.60-23 MATERIAL & SUPPLIES	100	100	500	300	300
010-0310-413.60-24 OTHER EQUIPMENT	800	2,800	2,400	500	500
010-0310-413.60-28 BOOKS, MAGS, & SUBSCRIPT.	315	0	300	300	300
<b>MATERIAL &amp; SUPPLIES</b>	<b>1,335</b>	<b>3,200</b>	<b>3,500</b>	<b>1,400</b>	<b>1,400</b>
<b>COMMUNICATIONS</b>	<b>210,005</b>	<b>300,900</b>	<b>296,500</b>	<b>349,260</b>	<b>311,316</b>
<b>TOTAL CITY MANAGER</b>	<b>1,317,496</b>	<b>1,234,200</b>	<b>1,204,900</b>	<b>1,319,679</b>	<b>1,311,536</b>

## FINANCE DEPARTMENT

**DIVISION -**

Accounting

**PURPOSE:**

To provide public financial services in accordance with established financial policies including accounting for City revenues, expenditures, assets and liabilities; preparing and administering the annual budget; maintaining the City's investment portfolio; assuring timely payment of the City's bills, claims and debt liabilities; developing and monitoring the City's annual capital plan; maintaining and providing copies of all official financial documents; accounting for and obtaining reimbursement for Federal and State grants and loans; and developing and implementing financial policies and programs consistent with legal requirements.

### FINANCIAL HIGHLIGHTS

	FISCAL YEAR 2017 ACTUAL	FISCAL YEAR 2018 BUDGET	FISCAL YEAR 2018 ESTIMATED ACTUAL	FISCAL YEAR 2019 BUDGET	FISCAL YEAR 2020 FINANCIAL PLAN
<b>PERSONAL SERVICES:</b>					
SALARIES & WAGES	702,882	724,400	637,400	749,777	781,596
EMPLOYEE BENEFITS	243,168	264,300	213,700	279,915	296,020
<b>TOTAL PERSONAL SERVICES</b>	<b>946,050</b>	<b>988,700</b>	<b>851,100</b>	<b>1,029,692</b>	<b>1,077,616</b>
<b>OTHER SERVICES &amp; CHARGES</b>					
PROF & TECH SERVICES	42,530	44,800	30,100	62,000	73,500
PROPERTY SERVICES	13,409	35,200	29,000	29,400	37,900
OTHER SERVICES	2,492	6,200	4,500	6,700	7,000
<b>TOTAL OTHER SERVICES &amp; CHARGES</b>	<b>58,431</b>	<b>86,200</b>	<b>63,600</b>	<b>98,100</b>	<b>118,400</b>
<b>MATERIALS &amp; SUPPLIES</b>	<b>10,407</b>	<b>16,500</b>	<b>13,900</b>	<b>20,300</b>	<b>14,800</b>
<b>TOTAL</b>	<b>1,014,888</b>	<b>1,091,400</b>	<b>928,600</b>	<b>1,148,092</b>	<b>1,210,816</b>

**CITY OF BROKEN ARROW  
GENERAL FUND  
FINANCE DEPARTMENT  
Accounting Division**

ACCOUNT NUMBER/DESCRIPTION	FISCAL YEAR	FISCAL YEAR	FISCAL YEAR	FISCAL YEAR	FISCAL YEAR
	2017 ACTUAL	2018 BUDGET	2018 ESTIMATED ACTUAL	2019 BUDGET	2020 FINANCIAL PLAN
010-0501-415.10-04 REGULAR	689,002	709,900	620,500	735,277	767,096
010-0501-415.10-05 VARIABLE PAY PROGRAM	1,191	2,500	1,200	2,500	2,500
010-0501-415.10-11 OVERTIME	12,689	12,000	15,700	12,000	12,000
<b>SALARIES AND WAGES</b>	<b>702,882</b>	<b>724,400</b>	<b>637,400</b>	<b>749,777</b>	<b>781,596</b>
010-0501-415.20-10 LONGEVITY	11,700	12,100	10,900	9,700	9,798
010-0501-415.20-12 EDUCATION/PERFORMANCE	1,444	1,500	1,500	1,500	1,515
010-0501-415.20-21 SOCIAL SECURITY	52,092	56,300	48,500	56,702	58,397
010-0501-415.20-22 RETIREMENT	71,663	74,000	58,800	74,801	77,952
010-0501-415.20-26 INSURANCE	105,206	119,200	93,400	135,350	146,496
010-0501-415.20-41 CELL PHONE ALLOWANCE	1,063	1,200	600	1,862	1,862
<b>EMPLOYEE BENEFITS</b>	<b>243,168</b>	<b>264,300</b>	<b>213,700</b>	<b>279,915</b>	<b>296,020</b>
<b>PERSONAL SERVICES</b>	<b>946,050</b>	<b>988,700</b>	<b>851,100</b>	<b>1,029,692</b>	<b>1,077,616</b>
010-0501-415.30-11 REG. FEES & CERTIFICATION	7,215	8,000	2,600	5,000	5,000
010-0501-415.30-81 AUDIT FEES	34,500	36,000	27,500	28,500	40,000
010-0501-415.30-85 MEMBERSHIP DUES	815	800	0	1,000	1,000
010-0501-415.30-87 PROFESSIONAL SERVICES	0	0	0	27,500	27,500
<b>PROF &amp; TECH SERVICES</b>	<b>42,530</b>	<b>44,800</b>	<b>30,100</b>	<b>62,000</b>	<b>73,500</b>
010-0501-415.40-55 MAINTENANCE SERVICES	13,409	35,200	29,000	29,400	37,900
<b>PROPERTY SERVICES</b>	<b>13,409</b>	<b>35,200</b>	<b>29,000</b>	<b>29,400</b>	<b>37,900</b>
010-0501-415.50-03 TRAVEL & EXPENSES	1,480	5,000	3,800	5,500	5,500
010-0501-415.50-28 CONTRACT SERVICES	0	200	200	200	300
010-0501-415.50-54 OUTSIDE DATA SERVICES	1,012	1,000	500	1,000	1,200
<b>OTHER SERVICES</b>	<b>2,492</b>	<b>6,200</b>	<b>4,500</b>	<b>6,700</b>	<b>7,000</b>
<b>OTHER SERVICES &amp; CHARGES</b>	<b>58,431</b>	<b>86,200</b>	<b>63,600</b>	<b>98,100</b>	<b>118,400</b>
010-0501-415.60-03 OFFICE SUPPLIES	6,644	9,100	8,200	9,100	9,100
010-0501-415.60-23 MATERIAL & SUPPLIES	1,190	4,900	3,500	4,000	3,000
010-0501-415.60-24 OTHER EQUIPMENT	2,449	2,000	2,000	7,000	2,500
010-0501-415.60-28 BOOKS, MAGS, & SUBSCRIPT.	124	500	200	200	200
<b>MATERIAL &amp; SUPPLIES</b>	<b>10,407</b>	<b>16,500</b>	<b>13,900</b>	<b>20,300</b>	<b>14,800</b>
<b>FINANCE</b>	<b>1,014,888</b>	<b>1,091,400</b>	<b>928,600</b>	<b>1,148,092</b>	<b>1,210,816</b>

**OFFICE OF THE CITY ATTORNEY**

**PURPOSE:**

To provide ethical, trustworthy, competent and cost effective legal services to the City Council, City Manager, Boards and Authorities, as well as to the officers and employees of the City. These services include representing the City in all litigation and controversies to which it is a party, managing outside counsel representation as required, preparing ordinances, resolutions and contracts, reviewing bonds, certificates of insurance and other documents of interest to the City.

**FINANCIAL HIGHLIGHTS**

	<b>FISCAL YEAR 2017 ACTUAL</b>	<b>FISCAL YEAR 2018 BUDGET</b>	<b>FISCAL YEAR 2018 ESTIMATED ACTUAL</b>	<b>FISCAL YEAR 2019 BUDGET</b>	<b>FISCAL YEAR 2020 FINANCIAL PLAN</b>
<b>PERSONAL SERVICES:</b>					
SALARIES & WAGES	570,195	578,900	555,200	640,207	682,337
EMPLOYEE BENEFITS	185,673	229,200	202,800	236,095	239,913
<b>TOTAL PERSONAL SERVICES</b>	<b>755,868</b>	<b>808,100</b>	<b>758,000</b>	<b>876,302</b>	<b>922,250</b>
<b>OTHER SERVICES &amp; CHARGES</b>					
PROF & TECH SERVICES	71,797	81,500	112,000	110,700	114,300
PROPERTY SERVICES	34,317	21,300	15,200	16,800	17,900
OTHER SERVICES	8,401	11,000	15,200	11,200	16,200
<b>TOTAL OTHER SERVICES &amp; CHARGES</b>	<b>114,515</b>	<b>113,800</b>	<b>142,400</b>	<b>138,700</b>	<b>148,400</b>
<b>MATERIALS &amp; SUPPLIES</b>	<b>31,371</b>	<b>45,600</b>	<b>42,000</b>	<b>36,000</b>	<b>46,000</b>
<b>TOTAL</b>	<b>901,754</b>	<b>967,500</b>	<b>942,400</b>	<b>1,051,002</b>	<b>1,116,650</b>

**CITY OF BROKEN ARROW  
GENERAL FUND  
CITY ATTORNEY DEPARTMENT**

ACCOUNT NUMBER/DESCRIPTION	FISCAL YEAR	FISCAL YEAR	FISCAL YEAR	FISCAL YEAR	FISCAL YEAR
	2017 ACTUAL	2018 BUDGET	2018 ESTIMATED ACTUAL	2019 BUDGET	2020 FINANCIAL PLAN
010-0800-415.10-04 REGULAR	534,737	544,500	520,500	602,665	639,925
010-0800-415.10-05 VARIABLE PAY PROGRAM	4,125	0	4,800	5,500	6,000
010-0800-415.10-08 PART TIME & TEMPORARY	29,367	27,400	25,700	28,042	28,912
010-0800-415.10-11 OVERTIME	1,966	7,000	4,200	4,000	7,500
<b>SALARIES AND WAGES</b>	<b>570,195</b>	<b>578,900</b>	<b>555,200</b>	<b>640,207</b>	<b>682,337</b>
010-0800-415.20-10 LONGEVITY	6,200	5,100	5,100	3,400	3,400
010-0800-415.20-12 EDUCATION/PERFORMANCE	1,155	1,200	1,400	1,800	1,819
010-0800-415.20-21 SOCIAL SECURITY	41,157	44,500	41,000	48,627	49,113
010-0800-415.20-22 RETIREMENT	54,558	53,400	52,700	61,553	59,468
010-0800-415.20-26 INSURANCE	82,024	122,200	100,000	115,128	120,526
010-0800-415.20-41 CELL PHONE ALLOWANCE	579	2,800	2,600	5,587	5,587
<b>EMPLOYEE BENEFITS</b>	<b>185,673</b>	<b>229,200</b>	<b>202,800</b>	<b>236,095</b>	<b>239,913</b>
<b>PERSONAL SERVICES</b>	<b>755,868</b>	<b>808,100</b>	<b>758,000</b>	<b>876,302</b>	<b>922,250</b>
010-0800-415.30-08 OUTSIDE LEGAL COUNSEL	62,525	70,000	100,000	100,000	100,000
010-0800-415.30-11 REG. FEES & CERTIFICATION	3,014	6,000	6,400	4,500	7,500
010-0800-415.30-85 MEMBERSHIP DUES	5,555	5,000	5,000	5,500	6,000
010-0800-415.30-87 PROFESSIONAL SERVICES	703	500	600	700	800
<b>PROPERTY SERVICES</b>	<b>71,797</b>	<b>81,500</b>	<b>112,000</b>	<b>110,700</b>	<b>114,300</b>
010-0800-415.40-28 MISC CONTRACT SERVICES	28,560	15,000	8,300	9,500	10,000
010-0800-415.40-33 OTHER RENTAL	1,367	1,300	1,200	1,300	1,400
010-0800-415.40-55 MAINTENANCE SERVICES	4,390	5,000	5,700	6,000	6,500
<b>PROPERTY SERVICES</b>	<b>34,317</b>	<b>21,300</b>	<b>15,200</b>	<b>16,800</b>	<b>17,900</b>
010-0800-415.50-03 TRAVEL & EXPENSES	7,800	10,000	14,000	10,000	15,000
010-0800-415.50-54 OUTSIDE DATA SERVICES	556	500	700	700	700
010-0800-415.50-86 MISCELLANEOUS	45	500	500	500	500
<b>OTHER SERVICES</b>	<b>8,401</b>	<b>11,000</b>	<b>15,200</b>	<b>11,200</b>	<b>16,200</b>
<b>OTHER SERVICES &amp; CHARGES</b>	<b>114,515</b>	<b>113,800</b>	<b>142,400</b>	<b>138,700</b>	<b>148,400</b>
010-0800-415.60-03 OFFICE SUPPLIES	5,220	5,000	4,800	5,000	5,000
010-0800-415.60-23 MATERIAL & SUPPLIES	1,376	2,000	1,400	2,000	2,000
010-0800-415.60-24 OTHER EQUIPMENT	3,259	3,600	3,800	4,000	4,000
010-0800-415.60-28 BOOKS, MAGS, & SUBSCRIPT.	21,516	35,000	32,000	25,000	35,000
<b>MATERIAL &amp; SUPPLIES</b>	<b>31,371</b>	<b>45,600</b>	<b>42,000</b>	<b>36,000</b>	<b>46,000</b>
<b>LAW</b>	<b>901,754</b>	<b>967,500</b>	<b>942,400</b>	<b>1,051,002</b>	<b>1,116,650</b>

## HUMAN RESOURCES DEPARTMENT

**DIVISIONS:**

Human Resources

Risk Management/Employee Safety

**PURPOSE:**

Human Resources provides services to the City and its employees by the assisting in the hiring and orientation process for new employees, maintaining accurate employee records, administering the payroll, supervising and employee benefit plans and providing training opportunities.

Risk Management works to maintain safe work conditions for the employees of the City of Broken Arrow, safe facilities for citizens of the City, investigate incidents involving City vehicles and equipment, conducts safety and other types of training courses for employees; reviews and updates work rules and safety policies as required.

### FINANCIAL HIGHLIGHTS

	FISCAL YEAR 2017 ACTUAL	FISCAL YEAR 2018 BUDGET	FISCAL YEAR 2018 ESTIMATED ACTUAL	FISCAL YEAR 2019 BUDGET	FISCAL YEAR 2020 FINANCIAL PLAN
<b>PERSONAL SERVICES:</b>					
SALARIES & WAGES	502,205	564,100	540,800	565,057	597,340
EMPLOYEE BENEFITS	210,453	249,500	232,300	264,098	276,314
<b>TOTAL PERSONAL SERVICES</b>	<b>712,658</b>	<b>813,600</b>	<b>773,100</b>	<b>829,155</b>	<b>873,654</b>
<b>OTHER SERVICES &amp; CHARGES</b>					
PROF & TECH SERVICES	62,742	246,250	238,700	210,900	213,700
PROPERTY SERVICES	78,546	81,964	80,100	85,700	87,200
OTHER SERVICES	27,374	58,900	43,800	66,700	70,200
<b>TOTAL OTHER SERVICES &amp; CHARGES</b>	<b>168,662</b>	<b>387,114</b>	<b>362,600</b>	<b>363,300</b>	<b>371,100</b>
<b>MATERIALS &amp; SUPPLIES</b>	<b>8,212</b>	<b>47,886</b>	<b>33,600</b>	<b>39,750</b>	<b>34,250</b>
<b>TOTAL</b>	<b>889,532</b>	<b>1,248,600</b>	<b>1,169,300</b>	<b>1,232,205</b>	<b>1,279,004</b>

**CITY OF BROKEN ARROW  
GENERAL FUND  
HUMAN RESOURCES DEPARTMENT  
Human Resources Division**

ACCOUNT NUMBER/DESCRIPTION	FISCAL YEAR	FISCAL YEAR	FISCAL YEAR	FISCAL YEAR	FISCAL YEAR
	2017 ACTUAL	2018 BUDGET	2018 ESTIMATED ACTUAL	2019 BUDGET	2020 FINANCIAL PLAN
010-1102-419.10-04 REGULAR	346,476	394,700	434,600	459,215	488,600
010-1102-419.10-05 VARIABLE PAY PROGRAM	886	3,000	2,000	3,000	3,000
010-1102-419.10-11 OVERTIME	7,885	6,000	5,000	5,000	5,000
<b>SALARIES AND WAGES</b>	<b>355,247</b>	<b>403,700</b>	<b>441,600</b>	<b>467,215</b>	<b>496,600</b>
010-1102-419.20-10 LONGEVITY	3,000	3,700	3,700	2,800	2,829
010-1102-419.20-12 EDUCATION/PERFORMANCE	3,555	3,500	3,500	2,400	2,423
010-1102-419.20-21 SOCIAL SECURITY	26,085	30,600	32,500	35,058	37,900
010-1102-419.20-22 RETIREMENT	36,262	40,300	44,600	46,798	48,860
010-1102-419.20-26 INSURANCE	73,022	94,900	94,900	122,525	127,923
010-1102-419.20-41 CELL PHONE ALLOWANCE	819	1,200	1,200	3,725	3,725
<b>EMPLOYEE BENEFITS</b>	<b>142,743</b>	<b>174,200</b>	<b>180,400</b>	<b>213,306</b>	<b>223,660</b>
<b>PERSONAL SERVICES</b>	<b>497,990</b>	<b>577,900</b>	<b>622,000</b>	<b>680,521</b>	<b>720,260</b>
010-1102-419.30-02 PHYSICAL EXAMS	7,929	7,700	7,700	8,100	8,500
010-1102-419.30-11 REG. FEES & CERTIFICATION	4,988	7,500	7,500	15,700	8,700
010-1102-419.30-85 MEMBERSHIP DUES	3,687	4,900	4,900	5,800	6,100
010-1102-419.30-87 PROFESSIONAL SERVICES	35,269	198,050	198,000	156,300	164,100
<b>PROF &amp; TECH SERVICES</b>	<b>51,873</b>	<b>218,150</b>	<b>218,100</b>	<b>185,900</b>	<b>187,400</b>
010-1102-419.40-33 OTHER RENTAL	1,374	6,500	4,500	4,500	4,500
010-1102-419.40-55 MAINTENANCE SERVICES	74,554	71,800	71,800	71,500	72,700
<b>PROPERTY SERVICES</b>	<b>75,928</b>	<b>78,300</b>	<b>76,300</b>	<b>76,000</b>	<b>77,200</b>
010-1102-419.50-03 TRAVEL & EXPENSES	1,672	6,000	6,000	8,000	8,300
010-1102-419.50-05 LEGAL PUBLICATIONS	7,757	16,000	13,000	13,500	14,100
010-1102-419.50-36 PRINTING SERVICES	150	5,000	6,100	13,000	13,700
010-1102-419.50-54 OUTSIDE DATA SERVICES	16,438	21,500	15,000	20,000	21,500
010-1102-419.50-89 EMPLOYEE/CITIZEN ACTIVITY	887	2,400	2,700	2,500	2,500
<b>OTHER SERVICES</b>	<b>26,904</b>	<b>50,900</b>	<b>42,800</b>	<b>57,000</b>	<b>60,100</b>
<b>OTHER SERVICES &amp; CHARGES</b>	<b>154,705</b>	<b>347,350</b>	<b>337,200</b>	<b>318,900</b>	<b>324,700</b>
010-1102-419.60-03 OFFICE SUPPLIES	2,707	3,500	3,500	3,000	3,700
010-1102-419.60-23 MATERIAL & SUPPLIES	919	500	1,300	4,500	4,700
010-1102-419.60-24 OTHER EQUIPMENT	79	2,600	2,200	6,000	4,700
010-1102-419.60-28 BOOKS, MAGS, & SUBSCRIPT	0	0	100	150	150
<b>MATERIAL &amp; SUPPLIES</b>	<b>3,705</b>	<b>6,600</b>	<b>7,100</b>	<b>13,650</b>	<b>13,250</b>
<b>HUMAN RESOURCES</b>	<b>656,400</b>	<b>931,850</b>	<b>966,300</b>	<b>1,013,071</b>	<b>1,058,210</b>



**CITY OF BROKEN ARROW**  
**GENERAL FUND**  
**HUMAN RESOURCES DEPARTMENT**  
**Risk Management & Employee Safety Division**

ACCOUNT NUMBER/DESCRIPTION	FISCAL YEAR	FISCAL YEAR	FISCAL YEAR	FISCAL YEAR	FISCAL YEAR
	2017	2018	2018	2019	2020
	ACTUAL	BUDGET	ESTIMATED	BUDGET	FINANCIAL
			ACTUAL		PLAN
010-1105-419.10-04 REGULAR	143,408	157,400	95,000	93,342	96,240
010-1105-419.10-05 VARIABLE PAY PROGRAM	0	0	1,200	1,500	1,500
010-1105-419.10-11 OVERTIME	3,550	3,000	3,000	3,000	3,000
<b>SALARIES AND WAGES</b>	<b>146,958</b>	<b>160,400</b>	<b>99,200</b>	<b>97,842</b>	<b>100,740</b>
010-1105-419.20-10 LONGEVITY	1,700	1,800	1,800	1,900	1,919
010-1105-419.20-12 EDUCATION/PERFORMANCE	1,225	1,500	0	0	0
010-1105-419.20-21 SOCIAL SECURITY	10,830	11,800	7,300	6,601	6,800
010-1105-419.20-22 RETIREMENT	14,874	16,200	9,800	9,519	9,817
010-1105-419.20-26 INSURANCE	38,630	43,400	33,000	32,772	34,118
010-1105-419.20-41 CELL PHONE ALLOWANCE	451	600	0	0	0
<b>EMPLOYEE BENEFITS</b>	<b>67,710</b>	<b>75,300</b>	<b>51,900</b>	<b>50,792</b>	<b>52,654</b>
<b>PERSONAL SERVICES</b>	<b>214,668</b>	<b>235,700</b>	<b>151,100</b>	<b>148,634</b>	<b>153,394</b>
010-1105-419.30-11 REG. FEES & CERTIFICATION	1,555	7,900	4,200	5,500	5,800
010-1105-419.30-85 MEMBERSHIP DUES	1,175	1,400	1,400	2,400	2,500
010-1105-419.30-87 PROFESSIONAL SERVICES	8,139	18,800	15,000	17,100	18,000
<b>PROF &amp; TECH SERVICES</b>	<b>10,869</b>	<b>28,100</b>	<b>20,600</b>	<b>25,000</b>	<b>26,300</b>
010-1105-419.40-20 VEHICLE REPAIR	0	664	800	1,000	1,000
010-1105-419.40-33 OTHER RENTAL	1,512	1,200	1,200	1,500	1,600
010-1105-419.40-55 MAINTENANCE SERVICES	1,106	1,800	1,800	7,200	7,400
<b>PROPERTY SERVICES</b>	<b>2,618</b>	<b>3,664</b>	<b>3,800</b>	<b>9,700</b>	<b>10,000</b>
010-1105-419.50-03 TRAVEL & EXPENSES	470	3,700	1,000	5,400	5,700
010-1105-419.50-36 PRINTING SERVICES	0	4,000	0	4,000	4,000
010-1105-419.50-86 MISCELLANEOUS	0	300	0	300	400
<b>OTHER SERVICES</b>	<b>470</b>	<b>8,000</b>	<b>1,000</b>	<b>9,700</b>	<b>10,100</b>
<b>OTHER SERVICES &amp; CHARGES</b>	<b>13,957</b>	<b>39,764</b>	<b>25,400</b>	<b>44,400</b>	<b>46,400</b>

**CITY OF BROKEN ARROW  
GENERAL FUND  
HUMAN RESOURCES DEPARTMENT  
Risk Management & Employee Safety Division**

ACCOUNT NUMBER/DESCRIPTION	FISCAL YEAR	FISCAL YEAR	FISCAL YEAR	FISCAL YEAR	FISCAL YEAR
	2017	2018	2018	2019	2020
	ACTUAL	BUDGET	ESTIMATED	BUDGET	FINANCIAL
			ACTUAL		PLAN
010-1105-419.60-03 OFFICE SUPPLIES	1,982	2,000	2,000	2,000	2,100
010-1105-419.60-19 TIRES & TUBES	0	500	0	500	500
010-1105-419.60-20 VEHICLE REPAIR PARTS	57	1,000	500	1,000	1,000
010-1105-419.60-21 FUEL & LUBRICANTS	292	500	400	500	500
010-1105-419.60-23 MATERIAL & SUPPLIES	1,396	23,750	18,000	12,100	6,400
010-1105-419.60-24 OTHER EQUIPMENT	609	11,936	4,000	8,200	8,600
010-1105-419.60-28 BOOKS, MAGS, & SUBSCRIPT.	171	1,600	1,600	1,800	1,900
MATERIAL & SUPPLIES	<u>4,507</u>	<u>41,286</u>	<u>26,500</u>	<u>26,100</u>	<u>21,000</u>
RISK MGMT & EMP SAFETY	<u>233,132</u>	<u>316,750</u>	<u>203,000</u>	<u>219,134</u>	<u>220,794</u>
HUMAN RESOURCES	<u>889,532</u>	<u>1,248,600</u>	<u>1,169,300</u>	<u>1,232,205</u>	<u>1,279,004</u>

## INFORMATION TECHNOLOGIES DEPARTMENT

**PURPOSE:**

The Information Technologies Department provides effective, professional and innovative solutions to the changing information needs of the City's administration and departments through the development and applications of an overall solution to the various technology needs of the City as well as providing operational support for all computer systems and software obtained by the City. Information Services also coordinates and works with the various departments of the City in addressing telephone and radio communication needs.

### FINANCIAL HIGHLIGHTS

	FISCAL YEAR 2017 ACTUAL	FISCAL YEAR 2018 BUDGET	FISCAL YEAR 2018 ESTIMATED ACTUAL	FISCAL YEAR 2019 BUDGET	FISCAL YEAR 2020 FINANCIAL PLAN
<b>PERSONAL SERVICES:</b>					
SALARIES & WAGES	703,596	732,100	720,300	770,186	792,370
EMPLOYEE BENEFITS	254,777	285,500	277,600	279,396	287,828
<b>TOTAL PERSONAL SERVICES</b>	<b>958,373</b>	<b>1,017,600</b>	<b>997,900</b>	<b>1,049,582</b>	<b>1,080,198</b>
<b>OTHER SERVICES &amp; CHARGES</b>					
PROF & TECH SERVICES	46,729	95,200	92,300	90,900	90,900
PROPERTY SERVICES	220,223	289,500	275,500	296,600	320,400
OTHER SERVICES	26,975	29,400	28,800	81,300	54,300
<b>TOTAL OTHER SERVICES &amp; CHARGES</b>	<b>293,927</b>	<b>414,100</b>	<b>396,600</b>	<b>468,800</b>	<b>465,600</b>
<b>MATERIALS &amp; SUPPLIES</b>	<b>28,445</b>	<b>30,200</b>	<b>34,400</b>	<b>40,000</b>	<b>32,900</b>
<b>TOTAL</b>	<b>1,280,745</b>	<b>1,461,900</b>	<b>1,428,900</b>	<b>1,558,382</b>	<b>1,578,698</b>

**CITY OF BROKEN ARROW  
GENERAL FUND  
INFORMATION TECHNOLOGIES DEPARTMENT**

ACCOUNT NUMBER/DESCRIPTION	FISCAL YEAR	FISCAL YEAR	FISCAL YEAR	FISCAL YEAR	FISCAL YEAR
	2017 ACTUAL	2018 BUDGET	2018 ESTIMATED ACTUAL	2019 BUDGET	2020 FINANCIAL PLAN
010-1200-419.10-04 REGULAR	652,812	675,200	668,300	714,586	736,770
010-1200-419.10-05 VARIABLE PAY PROGRAM	3,117	3,900	1,300	3,900	3,900
010-1200-419.10-11 OVERTIME	47,667	53,000	50,700	51,700	51,700
<b>SALARIES AND WAGES</b>	<b>703,596</b>	<b>732,100</b>	<b>720,300</b>	<b>770,186</b>	<b>792,370</b>
010-1200-419.20-10 LONGEVITY	11,100	12,100	13,100	13,800	13,938
010-1200-419.20-12 EDUCATION/PERFORMANCE	2,310	2,400	2,500	2,400	2,423
010-1200-419.20-21 SOCIAL SECURITY	53,306	53,000	54,700	54,720	56,073
010-1200-419.20-22 RETIREMENT	72,204	67,500	72,800	74,055	75,927
010-1200-419.20-26 INSURANCE	110,553	144,900	128,700	124,178	129,224
010-1200-419.20-41 CELL PHONE ALLOWANCE	5,304	5,600	5,800	10,243	10,243
<b>EMPLOYEE BENEFITS</b>	<b>254,777</b>	<b>285,500</b>	<b>277,600</b>	<b>279,396</b>	<b>287,828</b>
<b>PERSONAL SERVICES</b>	<b>958,373</b>	<b>1,017,600</b>	<b>997,900</b>	<b>1,049,582</b>	<b>1,080,198</b>
010-1200-419.30-11 REG. FEES & CERTIFICATION	36,106	28,500	28,100	24,200	24,200
010-1200-419.30-85 MEMBERSHIP DUES	0	400	0	400	400
010-1200-419.30-87 PROFESSIONAL SERVICES	10,623	66,300	64,200	66,300	66,300
<b>PROPERTY SERVICES</b>	<b>46,729</b>	<b>95,200</b>	<b>92,300</b>	<b>90,900</b>	<b>90,900</b>
010-1200-419.40-20 VEHICLE REPAIR	60	0	0	0	0
010-1200-419.40-33 OTHER RENTAL	0	0	0	1,500	1,500
010-1200-419.40-50 RADIO MAINTENANCE-OUTSIDE	0	1,500	0	0	0
010-1200-419.40-55 MAINTENANCE SERVICES	220,163	288,000	275,500	295,100	318,900
<b>PROPERTY SERVICES</b>	<b>220,223</b>	<b>289,500</b>	<b>275,500</b>	<b>296,600</b>	<b>320,400</b>
010-1200-419.50-03 TRAVEL & EXPENSES	14,562	15,700	15,200	53,800	26,800
010-1200-419.50-54 OUTSIDE DATA SERVICES	12,413	13,700	13,600	27,500	27,500
<b>OTHER SERVICES</b>	<b>26,975</b>	<b>29,400</b>	<b>28,800</b>	<b>81,300</b>	<b>54,300</b>
<b>OTHER SERVICES &amp; CHARGES</b>	<b>293,927</b>	<b>414,100</b>	<b>396,600</b>	<b>468,800</b>	<b>465,600</b>
010-1200-419.60-03 OFFICE SUPPLIES	1,538	2,100	2,100	2,100	2,100
010-1200-419.60-19 TIRES & TUBES	703	500	0	0	0
010-1200-419.60-20 VEHICLE REPAIR PARTS	898	1,000	1,000	1,000	1,000
010-1200-419.60-21 FUEL & LUBRICANTS	4,440	4,800	5,200	5,200	5,200
010-1200-419.60-23 MATERIAL & SUPPLIES	11,359	8,000	14,200	14,900	14,200
010-1200-419.60-24 OTHER EQUIPMENT	7,922	12,000	10,100	15,000	10,100
010-1200-419.60-28 BOOKS, MAGS, & SUBSCRIPT.	355	300	300	300	300
010-1200-419.60-50 RADIO MAINTENANCE	1,230	1,500	1,500	1,500	0
<b>MATERIAL &amp; SUPPLIES</b>	<b>28,445</b>	<b>30,200</b>	<b>34,400</b>	<b>40,000</b>	<b>32,900</b>
<b>INFORMATION SERVICES</b>	<b>1,280,745</b>	<b>1,461,900</b>	<b>1,428,900</b>	<b>1,558,382</b>	<b>1,578,698</b>

## DEVELOPMENT SERVICES DEPARTMENT

**DIVISIONS:**

One-Stop Center  
Special Projects

Planning

Inspections

**PURPOSE:**

The Development Services Department provides total service to the development community.

The Department provides One Stop support for development, including processing each request through committees, boards, commissions and council for required approvals; review and approval of plats and construction plans; coordinating utility planning and inspections; issuing construction permits for streets and city utilities; acceptance of completed subdivisions; reviewing building permits; performing building inspections and providing certificates of occupancy. The Department provides staff oversight and required implementation for the Building Code, Comprehensive Plan, Land Subdivision Code, Nuisance Code, Zoning Code and serves as the primary point of contact for licensing and demographic information. The Department issues various licenses and permits and serves as an additional utility payment location.

### FINANCIAL HIGHLIGHTS

	FISCAL YEAR 2017 ACTUAL	FISCAL YEAR 2018 BUDGET	FISCAL YEAR 2018 ESTIMATED ACTUAL	FISCAL YEAR 2019 BUDGET	FISCAL YEAR 2020 FINANCIAL PLAN
<b>PERSONAL SERVICES:</b>					
SALARIES & WAGES	1,523,753	1,710,900	1,700,300	1,813,171	1,868,981
EMPLOYEE BENEFITS	615,206	785,200	742,900	804,445	832,571
<b>TOTAL PERSONAL SERVICES</b>	<b>2,138,959</b>	<b>2,496,100</b>	<b>2,443,200</b>	<b>2,617,616</b>	<b>2,701,552</b>
<b>OTHER SERVICES &amp; CHARGES</b>					
PROF & TECH SERVICES	68,028	96,200	85,900	109,600	99,400
PROPERTY SERVICES	51,001	48,500	44,400	48,200	49,900
OTHER SERVICES	32,009	55,400	49,600	63,000	64,560
<b>TOTAL OTHER SERVICES &amp; CHARGES</b>	<b>151,038</b>	<b>200,100</b>	<b>179,900</b>	<b>220,800</b>	<b>213,860</b>
<b>MATERIALS &amp; SUPPLIES</b>	<b>48,863</b>	<b>74,360</b>	<b>73,400</b>	<b>70,900</b>	<b>65,400</b>
<b>TOTAL</b>	<b>2,338,860</b>	<b>2,770,560</b>	<b>2,696,500</b>	<b>2,909,316</b>	<b>2,980,812</b>

**CITY OF BROKEN ARROW  
GENERAL FUND  
DEVELOPMENT SERVICES DEPARTMENT  
One Stop Center Division**

ACCOUNT NUMBER/DESCRIPTION	FISCAL YEAR	FISCAL YEAR	FISCAL YEAR	FISCAL YEAR	FISCAL YEAR
	2017 ACTUAL	2018 BUDGET	2018 ESTIMATED ACTUAL	2019 BUDGET	2020 FINANCIAL PLAN
010-1400-419.10-04 REGULAR	546,108	505,300	477,800	558,245	575,576
010-1400-419.10-05 VARIABLE PAY PROGRAM	709	5,000	1,400	0	0
010-1400-419.10-08 PART TIME & TEMPORARY	16,101	15,700	200	0	0
010-1400-419.10-11 OVERTIME	6,281	7,500	6,000	6,000	6,000
<b>SALARIES AND WAGES</b>	<b>569,199</b>	<b>533,500</b>	<b>485,400</b>	<b>564,245</b>	<b>581,576</b>
010-1400-419.20-10 LONGEVITY	14,067	8,400	6,400	6,800	6,868
010-1400-419.20-21 SOCIAL SECURITY	42,366	40,700	34,000	41,028	42,221
010-1400-419.20-22 RETIREMENT	56,721	51,500	48,800	56,670	58,356
010-1400-419.20-26 INSURANCE	109,470	125,000	115,000	148,985	155,083
010-1400-419.20-41 CELL PHONE ALLOWANCE	1,063	1,200	1,200	1,862	1,862
<b>EMPLOYEE BENEFITS</b>	<b>223,687</b>	<b>226,800</b>	<b>205,400</b>	<b>255,345</b>	<b>264,390</b>
<b>PERSONAL SERVICES</b>	<b>792,886</b>	<b>760,300</b>	<b>690,800</b>	<b>819,590</b>	<b>845,966</b>
010-1400-419.30-11 REG. FEES & CERTIFICATION	4,085	5,500	4,700	7,000	7,200
010-1400-419.30-85 MEMBERSHIP DUES	3,086	4,000	4,000	4,000	4,000
010-1400-419.30-87 PROFESSIONAL SERVICES	49,269	8,600	8,600	0	0
<b>PROF &amp; TECH SERVICES</b>	<b>56,440</b>	<b>18,100</b>	<b>17,300</b>	<b>11,000</b>	<b>11,200</b>
010-1400-419.40-20 VEHICLE REPAIR	0	0	200	0	0
010-1400-419.40-28 MISC CONTRACT SERVICES	0	0	1,800	1,000	1,000
010-1400-419.40-31 UNIFORM RENTAL/SERVICES	89	0	0	0	0
010-1400-419.40-33 OTHER RENTAL	2,124	3,000	3,000	4,000	4,000
010-1400-419.40-55 MAINTENANCE SERVICES	42,874	37,300	32,300	33,200	34,900
<b>PROPERTY SERVICES</b>	<b>45,087</b>	<b>40,300</b>	<b>37,300</b>	<b>38,200</b>	<b>39,900</b>
010-1400-419.50-03 TRAVEL & EXPENSES	5,831	16,000	13,000	16,000	18,000
010-1400-419.50-05 LEGAL PUBLICATIONS	0	100	0	0	0
010-1400-419.50-22 TELEPHONE	1,259	0	0	0	0
010-1400-419.50-36 PRINTING SERVICES	0	100	0	0	0
010-1400-419.50-37 TEMPORARY SERVICES	0	0	1,000	0	0
010-1400-419.50-54 OUTSIDE DATA SERVICES	1,946	1,000	1,000	1,200	960
010-1400-419.50-55 CREDIT CARD CHARGES	1,498	2,400	2,400	2,400	2,400
<b>OTHER SERVICES</b>	<b>10,534</b>	<b>19,600</b>	<b>17,400</b>	<b>19,600</b>	<b>21,360</b>
<b>OTHER SERVICES &amp; CHARGES</b>	<b>112,061</b>	<b>78,000</b>	<b>72,000</b>	<b>68,800</b>	<b>72,460</b>

**CITY OF BROKEN ARROW  
GENERAL FUND  
DEVELOPMENT SERVICES DEPARTMENT  
One Stop Center Division**

ACCOUNT NUMBER/DESCRIPTION	FISCAL YEAR	FISCAL YEAR	FISCAL YEAR	FISCAL YEAR	FISCAL YEAR
	2017	2018	2018	2019	2020
	ACTUAL	BUDGET	ESTIMATED	BUDGET	FINANCIAL
			ACTUAL		PLAN
010-1400-419.60-03 OFFICE SUPPLIES	8,376	11,500	11,000	11,000	12,500
010-1400-419.60-10 UNIFORMS	358	200	600	0	0
010-1400-419.60-20 VEHICLE REPAIR PARTS	395	0	100	0	0
010-1400-419.60-21 FUEL & LUBRICANTS	1,231	0	100	0	0
010-1400-419.60-23 MATERIAL & SUPPLIES	4,372	3,000	4,500	2,000	2,000
010-1400-419.60-24 OTHER EQUIPMENT	9,089	8,700	6,000	4,200	5,500
010-1400-419.60-28 BOOKS, MAGS, & SUBSCRIPT.	51	300	300	300	300
MATERIAL & SUPPLIES	<u>23,872</u>	<u>23,700</u>	<u>22,600</u>	<u>17,500</u>	<u>20,300</u>
ONE STOP CENTER	<u>928,819</u>	<u>862,000</u>	<u>785,400</u>	<u>905,890</u>	<u>938,726</u>

**CITY OF BROKEN ARROW  
GENERAL FUND  
DEVELOPMENT SERVICES DEPARTMENT  
Special Projects Division**

ACCOUNT NUMBER/DESCRIPTION	FISCAL YEAR	FISCAL YEAR	FISCAL YEAR	FISCAL YEAR	FISCAL YEAR
	2017 ACTUAL	2018 BUDGET	2018 ESTIMATED ACTUAL	2019 BUDGET	2020 FINANCIAL PLAN
010-1405-419.10-04 REGULAR SALARIES AND WAGES	0	98,400	96,300	99,862	102,962
	0	98,400	96,300	99,862	102,962
010-1405-419.20-10 LONGEVITY	0	2,500	2,500	2,500	2,525
010-1405-419.20-12 EDUCATION/PERFORMANCE	0	1,500	1,500	1,500	1,515
010-1405-419.20-21 SOCIAL SECURITY	0	8,000	7,300	7,550	7,784
010-1405-419.20-22 RETIREMENT	0	10,300	10,000	10,374	10,701
010-1405-419.20-26 INSURANCE	0	19,500	17,800	18,568	19,326
EMPLOYEE BENEFITS	0	41,800	39,100	40,492	41,851
PERSONAL SERVICES	0	140,200	135,400	140,354	144,813
010-1405-419.30-11 REG. FEES & CERTIFICATION	0	1,400	1,700	1,400	1,600
010-1405-419.30-85 MEMBERSHIP DUES	0	400	400	400	400
010-1405-419.30-87 PROFESSIONAL SERVICES	0	0	0	5,000	0
PROF & TECH SERVICES	0	1,800	2,100	6,800	2,000
010-1405-419.50-03 TRAVEL & EXPENSES	0	2,700	3,000	3,700	4,100
010-1405-419.50-05 LEGAL PUBLICATIONS	0	1,000	500	500	500
OTHER SERVICES	0	3,700	3,500	4,200	4,600
OTHER SERVICES & CHARGES	0	5,500	5,600	11,000	6,600
010-1405-419.60-23 MATERIAL & SUPPLIES	0	2,300	100	500	2,300
010-1405-419.60-24 OTHER EQUIPMENT	0	1,600	1,200	5,300	5,300
010-1405-419.60-28 BOOKS, MAGS, & SUBSCRIPT.	0	600	0	300	300
MATERIAL & SUPPLIES	0	4,500	1,300	6,100	7,900
SPECIAL PROJECTS	0	150,200	142,300	157,454	159,313



**CITY OF BROKEN ARROW  
GENERAL FUND  
DEVELOPMENT SERVICES DEPARTMENT  
Planning Division**

ACCOUNT NUMBER/DESCRIPTION	FISCAL YEAR	FISCAL YEAR	FISCAL YEAR	FISCAL YEAR	FISCAL YEAR
	2017 ACTUAL	2018 BUDGET	2018 ESTIMATED ACTUAL	2019 BUDGET	2020 FINANCIAL PLAN
010-1410-419.10-04 REGULAR	436,993	429,200	479,000	475,967	490,745
010-1410-419.10-05 VARIABLE PAY PROGRAM	954	5,000	3,200	2,000	2,000
010-1410-419.10-11 OVERTIME	4,596	3,500	3,500	3,000	3,000
<b>SALARIES AND WAGES</b>	<b>442,543</b>	<b>437,700</b>	<b>485,700</b>	<b>480,967</b>	<b>495,745</b>
010-1410-419.20-10 LONGEVITY	6,400	4,200	4,200	3,300	3,333
010-1410-419.20-12 EDUCATION/PERFORMANCE	6,705	5,600	8,500	8,700	8,788
010-1410-419.20-21 SOCIAL SECURITY	32,868	33,100	36,000	35,564	36,660
010-1410-419.20-22 RETIREMENT	45,452	43,900	48,000	48,761	50,287
010-1410-419.20-26 INSURANCE	95,563	136,800	116,000	110,978	115,520
010-1410-419.20-41 CELL PHONE ALLOWANCE	0	0	600	0	0
<b>EMPLOYEE BENEFITS</b>	<b>186,988</b>	<b>223,600</b>	<b>213,300</b>	<b>207,303</b>	<b>214,588</b>
<b>PERSONAL SERVICES</b>	<b>629,531</b>	<b>661,300</b>	<b>699,000</b>	<b>688,270</b>	<b>710,333</b>
010-1410-419.30-11 REG. FEES & CERTIFICATION	3,660	8,800	8,800	11,200	9,500
010-1410-419.30-85 MEMBERSHIP DUES	1,228	2,000	2,000	2,700	2,900
010-1410-419.30-87 PROFESSIONAL SERVICES	0	1,100	1,100	6,800	0
<b>PROF &amp; TECH SERVICES</b>	<b>4,888</b>	<b>11,900</b>	<b>11,900</b>	<b>20,700</b>	<b>12,400</b>
010-1410-419.40-55 MAINTENANCE SERVICES	0	840	1,000	0	0
<b>PROPERTY SERVICES</b>	<b>0</b>	<b>840</b>	<b>1,000</b>	<b>0</b>	<b>0</b>
010-1410-419.50-03 TRAVEL & EXPENSES	8,253	11,100	12,200	17,600	17,800
010-1410-419.50-05 LEGAL PUBLICATIONS	1,283	1,500	600	1,800	1,500
010-1410-419.50-36 PRINTING SERVICES	0	300	300	300	300
010-1410-419.50-37 TEMPORARY SERVICES	0	0	1,600	0	0
010-1410-419.50-86 MISCELLANEOUS	0	500	0	500	500
<b>OTHER SERVICES</b>	<b>9,536</b>	<b>13,400</b>	<b>14,700</b>	<b>20,200</b>	<b>20,100</b>
<b>OTHER SERVICES &amp; CHARGES</b>	<b>14,424</b>	<b>26,140</b>	<b>27,600</b>	<b>40,900</b>	<b>32,500</b>
010-1410-419.60-03 OFFICE SUPPLIES	15	0	0	0	0
010-1410-419.60-23 MATERIAL & SUPPLIES	1,445	4,970	5,900	2,700	1,500
010-1410-419.60-24 OTHER EQUIPMENT	4,408	7,490	5,900	4,500	2,000
010-1410-419.60-28 BOOKS, MAGS, & SUBSCRIPT.	0	600	600	600	600
<b>MATERIAL &amp; SUPPLIES</b>	<b>5,868</b>	<b>13,060</b>	<b>12,400</b>	<b>7,800</b>	<b>4,100</b>
<b>PLANNING</b>	<b>649,823</b>	<b>700,500</b>	<b>739,000</b>	<b>736,970</b>	<b>746,933</b>

**CITY OF BROKEN ARROW  
GENERAL FUND  
DEVELOPMENT SERVICES DEPARTMENT  
Inspections Division**

ACCOUNT NUMBER/DESCRIPTION	FISCAL YEAR	FISCAL YEAR	FISCAL YEAR	FISCAL YEAR	FISCAL YEAR
	2017 ACTUAL	2018 BUDGET	2018 ESTIMATED ACTUAL	2019 BUDGET	2020 FINANCIAL PLAN
010-1415-424.10-04 REGULAR	509,639	640,100	630,300	663,597	684,198
010-1415-424.10-05 VARIABLE PAY PROGRAM	1,191	1,000	2,100	2,500	2,500
010-1415-424.10-08 PART TIME & TEMPORARY	170	0	0	0	0
010-1415-424.10-11 OVERTIME	1,011	200	500	2,000	2,000
<b>SALARIES AND WAGES</b>	<b>512,011</b>	<b>641,300</b>	<b>632,900</b>	<b>668,097</b>	<b>688,698</b>
010-1415-424.20-10 LONGEVITY	11,000	17,100	19,100	20,400	20,604
010-1415-424.20-21 SOCIAL SECURITY	38,484	49,400	49,000	49,548	51,043
010-1415-424.20-22 RETIREMENT	52,205	65,800	65,000	68,432	70,537
010-1415-424.20-26 INSURANCE	102,311	160,100	151,400	161,994	168,627
010-1415-424.20-41 CELL PHONE ALLOWANCE	531	600	600	931	931
<b>EMPLOYEE BENEFITS</b>	<b>204,531</b>	<b>293,000</b>	<b>285,100</b>	<b>301,305</b>	<b>311,742</b>
<b>PERSONAL SERVICES</b>	<b>716,542</b>	<b>934,300</b>	<b>918,000</b>	<b>969,402</b>	<b>1,000,440</b>
010-1415-424.30-11 REG. FEES & CERTIFICATION	5,855	5,500	5,500	5,500	5,200
010-1415-424.30-85 MEMBERSHIP DUES	520	600	500	600	600
010-1415-424.30-87 PROFESSIONAL SERVICES	325	58,300	48,600	65,000	68,000
<b>PROF &amp; TECH SERVICES</b>	<b>6,700</b>	<b>64,400</b>	<b>54,600</b>	<b>71,100</b>	<b>73,800</b>
010-1415-424.40-20 VEHICLE REPAIR	1,718	2,500	2,500	2,500	2,500
010-1415-424.40-31 UNIFORM RENTAL/SERVICES	2,197	3,600	2,700	4,600	4,600
010-1415-424.40-33 OTHER RENTAL	1,062	1,200	1,000	1,800	1,800
010-1415-424.40-55 MAINTENANCE SERVICES	937	900	900	1,100	1,100
<b>PROPERTY SERVICES</b>	<b>5,914</b>	<b>8,200</b>	<b>7,100</b>	<b>10,000</b>	<b>10,000</b>
010-1415-424.50-03 TRAVEL & EXPENSES	4,478	5,700	3,800	5,000	4,500
010-1415-424.50-22 TELEPHONE	3,128	5,700	4,200	5,700	5,700
010-1415-424.50-36 PRINTING SERVICES	0	100	100	100	100
010-1415-424.50-54 OUTSIDE DATA SERVICES	4,333	7,200	5,900	8,200	8,200
<b>OTHER SERVICES</b>	<b>11,939</b>	<b>18,700</b>	<b>14,000</b>	<b>19,000</b>	<b>18,500</b>
<b>OTHER SERVICES &amp; CHARGES</b>	<b>24,553</b>	<b>91,300</b>	<b>75,700</b>	<b>100,100</b>	<b>102,300</b>

**CITY OF BROKEN ARROW  
GENERAL FUND  
DEVELOPMENT SERVICES DEPARTMENT  
Inspections Division**

ACCOUNT NUMBER/DESCRIPTION	FISCAL YEAR	FISCAL YEAR	FISCAL YEAR	FISCAL YEAR	FISCAL YEAR
	2017 ACTUAL	2018 BUDGET	2018 ESTIMATED ACTUAL	2019 BUDGET	2020 FINANCIAL PLAN
010-1415-424.60-10 UNIFORMS	1,068	2,100	2,100	2,100	2,100
010-1415-424.60-19 TIRES & TUBES	262	5,500	5,300	4,000	4,000
010-1415-424.60-20 VEHICLE REPAIR PARTS	1,545	4,000	4,000	4,000	4,000
010-1415-424.60-21 FUEL & LUBRICANTS	12,312	10,000	15,000	17,000	17,000
010-1415-424.60-23 MATERIAL & SUPPLIES	1,525	2,500	1,700	1,500	1,500
010-1415-424.60-24 OTHER EQUIPMENT	658	6,500	6,500	8,400	2,000
010-1415-424.60-28 BOOKS, MAGS, & SUBSCRIPT. MATERIAL & SUPPLIES	1,753	2,500	2,500	2,500	2,500
	<u>19,123</u>	<u>33,100</u>	<u>37,100</u>	<u>39,500</u>	<u>33,100</u>
INSPECTIONS	<u>760,218</u>	<u>1,058,700</u>	<u>1,030,800</u>	<u>1,109,002</u>	<u>1,135,840</u>
DEVELOPMENT SERVICES	<u>2,338,860</u>	<u>2,771,400</u>	<u>2,697,500</u>	<u>2,909,316</u>	<u>2,980,812</u>

## GENERAL GOVERNMENT

**PURPOSE:**

The General Government program assembles all general purpose expenditure requirements that are not chargeable to specific departments. These expenditures do not include any personnel costs except for unemployment benefits, but they do include maintenance for City Hall, fueling and maintenance of pool vehicles, expenditures relating to conducting the City's business by City Council members and other general expenses for the operation of City Hall including printing and postage.

### FINANCIAL HIGHLIGHTS

	FISCAL YEAR 2017 ACTUAL	FISCAL YEAR 2018 BUDGET	FISCAL YEAR 2018 ESTIMATED ACTUAL	FISCAL YEAR 2019 BUDGET	FISCAL YEAR 2020 FINANCIAL PLAN
<b>PERSONAL SERVICES:</b>					
SALARIES & WAGES					
EMPLOYEE BENEFITS	7,969	12,500	12,500	12,500	12,500
<b>TOTAL PERSONAL SERVICES</b>	<b>7,969</b>	<b>12,500</b>	<b>12,500</b>	<b>12,500</b>	<b>12,500</b>
<b>OTHER SERVICES &amp; CHARGES</b>					
PROF & TECH SERVICES	432,770	455,300	544,400	514,500	485,000
PROPERTY SERVICES	300,553	436,000	416,800	436,500	447,800
OTHER SERVICES	1,286,663	1,043,500	1,049,500	1,068,000	1,060,500
<b>TOTAL OTHER SERVICES &amp; CHARGES</b>	<b>2,019,986</b>	<b>1,934,800</b>	<b>2,010,700</b>	<b>2,019,000</b>	<b>1,993,300</b>
<b>MATERIALS &amp; SUPPLIES</b>	<b>14,117</b>	<b>15,000</b>	<b>15,300</b>	<b>17,000</b>	<b>15,000</b>
<b>TOTAL</b>	<b>2,042,072</b>	<b>1,962,300</b>	<b>2,038,500</b>	<b>2,048,500</b>	<b>2,020,800</b>

**CITY OF BROKEN ARROW  
GENERAL FUND  
GENERAL GOVERNMENT**

ACCOUNT NUMBER/DESCRIPTION	FISCAL YEAR	FISCAL YEAR	FISCAL YEAR	FISCAL YEAR	FISCAL YEAR
	2017 ACTUAL	2018 BUDGET	2018 ESTIMATED ACTUAL	2019 BUDGET	2020 FINANCIAL PLAN
010-1700-419.20-25 UNEMPLOYMENT COMPENSATION	6,678	10,000	10,000	10,000	10,000
010-1700-419.20-28 PCORI FEE	1,291	2,500	2,500	2,500	2,500
EMPLOYEE BENEFITS	7,969	12,500	12,500	12,500	12,500
PERSONAL SERVICES	7,969	12,500	12,500	12,500	12,500
010-1700-419.30-08 LEGAL EXPENSES - LABOR	121,686	75,000	175,000	125,000	100,000
010-1700-419.30-09 LEGAL EXPENSE LITIGATION	0	0	0	0	0
010-1700-419.30-11 REG. FEES & CERTIFICATION	7,385	9,500	12,000	12,000	10,000
010-1700-419.30-83 ELECTIONS	32,916	40,000	0	40,000	40,000
010-1700-419.30-85 MEMBERSHIP DUES	84,448	81,100	82,400	82,500	85,000
010-1700-419.30-87 PROFESSIONAL SERVICES	186,335	249,700	275,000	255,000	250,000
PROF & TECH SERVICES	432,770	455,300	544,400	514,500	485,000
010-1700-419.40-07 PROPERTY MAINTENANCE	21,864	51,300	35,000	40,000	51,300
010-1700-419.40-17 B.P. MAINTENANCE	395	1,000	500	1,000	1,000
010-1700-419.40-20 VEHICLE REPAIR	0	100	500	100	100
010-1700-419.40-28 MISC CONTRACT SERVICES	235,733	325,400	325,400	340,000	340,000
010-1700-419.40-33 OTHER RENTAL	25,547	37,800	35,000	35,000	35,000
010-1700-419.40-55 MAINTENANCE SERVICES	17,014	20,400	20,400	20,400	20,400
PROPERTY SERVICES	300,553	436,000	416,800	436,500	447,800
010-1700-419.50-03 TRAVEL & EXPENSES	35,002	37,000	37,000	37,000	37,000
010-1700-419.50-05 LEGAL PUBLICATIONS	13,345	18,000	15,000	18,000	18,000
010-1700-419.50-06 VEHICLE REPAIR TORT	5,466	8,000	5,000	8,000	8,000
010-1700-419.50-09 MISCELLANEOUS TORT CLAIMS	7,678	15,000	1,500	15,000	15,000
010-1700-419.50-10 SERVICE CONTRACTS	70,058	55,000	55,000	55,000	55,000
010-1700-419.50-11 WORKERS COMP	549,996	600,000	600,000	600,000	600,000
010-1700-419.50-22 TELEPHONE	9,711	10,000	10,000	10,000	10,000
010-1700-419.50-24 UTILITIES (ONG)	2,883	4,000	4,000	3,500	4,000
010-1700-419.50-25 UTILITIES (PSO)	23,752	25,000	25,000	25,000	25,000
010-1700-419.50-36 PRINTING SERVICES	26,169	40,500	30,000	40,500	40,500
010-1700-419.50-39 POSTAGE	43,709	45,000	45,000	45,000	45,000
010-1700-419.50-54 OUTSIDE DATA SERVICES	3,249	3,000	3,000	3,000	3,000
010-1700-419.50-70 ECONOMIC DEVELOPMENT	25,000	0	6,000	0	0
010-1700-419.50-76 INSURANCE-GENERAL	133,008	130,000	175,000	160,000	150,000
010-1700-419.50-85 OVERHEAD FEE	300,000	0	0	0	0
010-1700-419.50-86 MISCELLANEOUS	14,237	30,000	15,000	28,000	30,000
010-1700-419.50-89 EMPLOYEE/CITIZEN ACTIVITY	23,400	23,000	23,000	20,000	20,000
OTHER SERVICES	1,286,663	1,043,500	1,049,500	1,068,000	1,060,500
OTHER SERVICES & CHARGES	2,019,986	1,934,800	2,010,700	2,019,000	1,993,300

**CITY OF BROKEN ARROW  
GENERAL FUND  
GENERAL GOVERNMENT**

ACCOUNT NUMBER/DESCRIPTION	FISCAL YEAR	FISCAL YEAR	FISCAL YEAR	FISCAL YEAR	FISCAL YEAR
	2017 ACTUAL	2018 BUDGET	2018 ESTIMATED ACTUAL	2019 BUDGET	2020 FINANCIAL PLAN
010-1700-419.60-03 OFFICE SUPPLIES	299	500	400	500	500
010-1700-419.60-17 B.P. MAINTENANCE SUPPLIES	0	0	0	0	0
010-1700-419.60-18 BLDG MATERIAL & SUPPLIES	7,311	7,000	7,000	7,000	7,000
010-1700-419.60-19 TIRES & TUBES	512	400	0	400	400
010-1700-419.60-20 VEHICLE REPAIR PARTS	382	1,000	1,000	1,000	1,000
010-1700-419.60-21 FUEL & LUBRICANTS	643	800	800	800	800
010-1700-419.60-23 MATERIAL & SUPPLIES	3,634	3,000	5,000	5,000	3,000
010-1700-419.60-24 OTHER EQUIPMENT	1,169	2,000	1,000	2,000	2,000
010-1700-419.60-28 BOOKS, MAGS, & SUBSCRIPT.	167	300	100	300	300
010-1700-419.60-30 JANITORIAL SUPPLIES	0	0	0	0	0
MATERIALS & SUPPLIES	<u>14,117</u>	<u>15,000</u>	<u>15,300</u>	<u>17,000</u>	<u>15,000</u>
GENERAL GOVERNMENT	<u>2,042,072</u>	<u>1,962,300</u>	<u>2,038,500</u>	<u>2,048,500</u>	<u>2,020,800</u>

## CITY/COURT CLERK

**PURPOSE:**

Perform the statutory duties of the City Clerk. Municipal Court provides assistance to law enforcement officials and the public in the administration of justice and providing certain statutory functions including assisting the municipal judges in recording court proceedings, preparing writs and other processing of court records. The court clerks additionally collect payment of all fines or judgments rendered.

### FINANCIAL HIGHLIGHTS

	FISCAL YEAR 2017 ACTUAL	FISCAL YEAR 2018 BUDGET	FISCAL YEAR 2018 ESTIMATED ACTUAL	FISCAL YEAR 2019 BUDGET	FISCAL YEAR 2020 FINANCIAL PLAN
<b>PERSONAL SERVICES:</b>					
SALARIES & WAGES	355,079	383,400	372,500	428,515	379,192
EMPLOYEE BENEFITS	156,472	195,700	163,700	185,933	187,601
<b>TOTAL PERSONAL SERVICES</b>	<b>511,551</b>	<b>579,100</b>	<b>536,200</b>	<b>614,448</b>	<b>566,793</b>
<b>OTHER SERVICES &amp; CHARGES</b>					
PROF & TECH SERVICES	9,158	3,500	2,400	3,700	4,100
PROPERTY SERVICES	52,195	65,700	56,200	65,000	70,700
OTHER SERVICES	10,376	15,500	14,100	21,000	21,200
<b>TOTAL OTHER SERVICES &amp; CHARGES</b>	<b>71,729</b>	<b>84,700</b>	<b>72,700</b>	<b>89,700</b>	<b>96,000</b>
<b>MATERIALS &amp; SUPPLIES</b>	<b>7,959</b>	<b>20,100</b>	<b>19,800</b>	<b>15,000</b>	<b>14,300</b>
<b>TOTAL</b>	<b>591,239</b>	<b>683,900</b>	<b>628,700</b>	<b>719,148</b>	<b>677,093</b>

**CITY OF BROKEN ARROW  
GENERAL FUND  
CITY CLERK  
City/Court Clerk Division**

ACCOUNT NUMBER/DESCRIPTION	FISCAL YEAR	FISCAL YEAR	FISCAL YEAR	FISCAL YEAR	FISCAL YEAR
	2017 ACTUAL	2018 BUDGET	2018 ESTIMATED ACTUAL	2019 BUDGET	2020 FINANCIAL PLAN
010-1800-419.10-04 REGULAR	303,132	289,000	318,000	322,239	332,243
010-1800-419.10-05 VARIABLE PAY PROGRAM	803	0	1,200	2,300	2,300
010-1800-419.10-08 PART TIME & TEMPORARY	45,262	94,400	47,300	99,776	40,449
010-1800-419.10-11 OVERTIME	5,882	0	6,000	4,200	4,200
<b>SALARIES AND WAGES</b>	<b>355,079</b>	<b>383,400</b>	<b>372,500</b>	<b>428,515</b>	<b>379,192</b>
010-1800-419.20-10 LONGEVITY	10,100	10,300	10,300	10,500	10,605
010-1800-419.20-12 EDUCATION/PERFORMANCE	1,444	1,500	2,500	2,700	2,727
010-1800-419.20-21 SOCIAL SECURITY	26,144	29,600	28,900	31,428	27,589
010-1800-419.20-22 RETIREMENT	27,475	30,100	28,700	33,597	34,613
010-1800-419.20-26 INSURANCE	90,778	123,600	92,700	106,777	111,136
010-1800-419.20-41 CELL PHONE ALLOWANCE	531	600	600	931	931
<b>EMPLOYEE BENEFITS</b>	<b>156,472</b>	<b>195,700</b>	<b>163,700</b>	<b>185,933</b>	<b>187,601</b>
<b>PERSONAL SERVICES</b>	<b>511,551</b>	<b>579,100</b>	<b>536,200</b>	<b>614,448</b>	<b>566,793</b>
010-1800-419.30-11 REG. FEES & CERTIFICATION	2,562	2,300	1,500	2,400	2,700
010-1800-419.30-85 MEMBERSHIP DUES	532	700	700	700	800
010-1800-419.30-87 PROFESSIONAL SERVICES	6,064	500	200	600	600
<b>PROF &amp; TECH SERVICES</b>	<b>9,158</b>	<b>3,500</b>	<b>2,400</b>	<b>3,700</b>	<b>4,100</b>
010-1800-419.40-20 VEHICLE REPAIR	0	0	0	0	1,000
010-1800-419.40-28 MISC CONTRACT SERVICES	28,449	31,900	26,000	32,300	35,500
010-1800-419.40-33 OTHER RENTAL	10,715	13,600	13,600	13,600	14,200
010-1800-419.40-55 MAINTENANCE SERVICES	13,031	20,200	16,600	19,100	20,000
<b>PROPERTY SERVICES</b>	<b>52,195</b>	<b>65,700</b>	<b>56,200</b>	<b>65,000</b>	<b>70,700</b>
010-1800-419.50-03 TRAVEL & EXPENSES	1,484	1,700	2,300	2,300	2,600
010-1800-419.50-36 PRINTING SERVICES	0	2,500	1,500	6,900	7,300
010-1800-419.50-37 TEMPORARY SERVICES	0	0	2,000	1,500	0
010-1800-419.50-39 POSTAGE	0	0	0	0	0
010-1800-419.50-54 OUTSIDE DATA SERVICES	0	1,000	500	1,000	1,000
010-1800-419.50-55 CREDIT CARD CHARGES	8,892	10,000	7,500	9,000	10,000
010-1800-419.50-86 MISCELLANEOUS	0	300	300	300	300
<b>OTHER SERVICES</b>	<b>10,376</b>	<b>15,500</b>	<b>14,100</b>	<b>21,000</b>	<b>21,200</b>
<b>OTHER SERVICES &amp; CHARGES</b>	<b>71,729</b>	<b>84,700</b>	<b>72,700</b>	<b>89,700</b>	<b>96,000</b>



**CITY OF BROKEN ARROW  
GENERAL FUND  
CITY CLERK  
City/Court Clerk Division**

ACCOUNT NUMBER/DESCRIPTION	FISCAL YEAR	FISCAL YEAR	FISCAL YEAR	FISCAL YEAR	FISCAL YEAR
	2017 ACTUAL	2018 BUDGET	2018 ESTIMATED ACTUAL	2019 BUDGET	2020 FINANCIAL PLAN
010-1800-419.60-03 OFFICE SUPPLIES	4,874	3,000	3,000	6,400	4,900
010-1800-419.60-19 TIRES & TUBES	0	0	0	0	0
010-1800-419.60-20 VEHICLE REPAIR PARTS	194	200	200	500	500
010-1800-419.60-21 FUEL & LUBRICANTS	207	300	300	300	500
010-1800-419.60-23 MATERIAL & SUPPLIES	1,120	1,000	1,500	2,500	1,600
010-1800-419.60-24 OTHER EQUIPMENT	1,484	15,500	14,800	4,600	6,100
010-1800-419.60-28 BOOKS, MAGS, & SUBSCRIPT. MATERIAL & SUPPLIES	80	100	0	700	700
	<u>7,959</u>	<u>20,100</u>	<u>19,800</u>	<u>15,000</u>	<u>14,300</u>
CITY CLERK/COURT CLERKS	<u>591,239</u>	<u>683,900</u>	<u>628,700</u>	<u>719,148</u>	<u>677,093</u>

**GENERAL SERVICES DEPARTMENT**

**DIVISIONS:**

Cemetery

**PURPOSE:**

To maintain and operate the City cemetery including the showing of available plots, maintaining the cemetery grounds and providing burial services in a professional, courteous and caring manner.

**FINANCIAL HIGHLIGHTS**

	<b>FISCAL YEAR 2017 ACTUAL</b>	<b>FISCAL YEAR 2018 BUDGET</b>	<b>FISCAL YEAR 2018 ESTIMATED ACTUAL</b>	<b>FISCAL YEAR 2019 BUDGET</b>	<b>FISCAL YEAR 2020 FINANCIAL PLAN</b>
<b>PERSONAL SERVICES:</b>					
SALARIES & WAGES	114,260	121,800	92,400	116,766	115,811
EMPLOYEE BENEFITS	57,692	60,300	52,100	61,707	63,626
<b>TOTAL PERSONAL SERVICES</b>	<b>171,952</b>	<b>182,100</b>	<b>144,500</b>	<b>178,473</b>	<b>179,437</b>
<b>OTHER SERVICES &amp; CHARGES</b>					
PROF & TECH SERVICES	0	0	0	0	0
PROPERTY SERVICES	2,276	10,000	5,500	9,800	10,500
OTHER SERVICES	5,715	6,400	6,400	6,600	7,000
<b>TOTAL OTHER SERVICES &amp; CHARGES</b>	<b>7,991</b>	<b>16,400</b>	<b>11,900</b>	<b>16,400</b>	<b>17,500</b>
<b>MATERIALS &amp; SUPPLIES</b>	<b>9,658</b>	<b>17,700</b>	<b>14,050</b>	<b>15,300</b>	<b>15,300</b>
<b>TOTAL</b>	<b>189,601</b>	<b>216,200</b>	<b>170,450</b>	<b>210,173</b>	<b>212,237</b>

**CITY OF BROKEN ARROW  
GENERAL FUND  
GENERAL SERVICES DEPARTMENT  
Cemetery Division**

ACCOUNT NUMBER/DESCRIPTION	FISCAL YEAR	FISCAL YEAR	FISCAL YEAR	FISCAL YEAR	FISCAL YEAR
	2017 ACTUAL	2018 BUDGET	2018 ESTIMATED ACTUAL	2019 BUDGET	2020 FINANCIAL PLAN
010-5105-432.10-04 REGULAR	90,081	108,200	82,600	107,087	110,411
010-5105-432.10-05 VARIABLE PAY PROGRAM	0	600	600	600	600
010-5105-432.10-08 PART TIME & TEMPORARY	7,297	4,200	4,200	4,279	0
010-5105-432.10-11 OVERTIME	4,357	8,800	5,000	4,800	4,800
010-5105-432.10-19 INJURY PAY	12,525	0	0	0	0
<b>SALARIES AND WAGES</b>	<b>114,260</b>	<b>121,800</b>	<b>92,400</b>	<b>116,766</b>	<b>115,811</b>
010-5105-432.20-10 LONGEVITY	1,900	2,600	2,100	2,300	2,323
010-5105-432.20-21 SOCIAL SECURITY	8,886	8,600	7,200	8,466	8,390
010-5105-432.20-22 RETIREMENT	10,885	10,800	9,300	10,932	11,274
010-5105-432.20-26 INSURANCE	36,021	38,300	33,500	40,009	41,639
<b>EMPLOYEE BENEFITS</b>	<b>57,692</b>	<b>60,300</b>	<b>52,100</b>	<b>61,707</b>	<b>63,626</b>
<b>PERSONAL SERVICES</b>	<b>171,952</b>	<b>182,100</b>	<b>144,500</b>	<b>178,473</b>	<b>179,437</b>
010-5105-432.40-07 BUILDING MAINTENANCE	300	800	2,500	900	900
010-5105-432.40-20 VEHICLE REPAIR	0	1,000	500	1,000	1,000
010-5105-432.40-28 MISC CONTRACT SERVICES	270	6,300	500	6,300	800
010-5105-432.40-31 UNIFORM RENTAL/SERVICES	773	800	600	800	900
010-5105-432.40-33 OTHER RENTAL	34	100	100	100	100
010-5105-432.40-55 MAINTENANCE SERVICES	899	1,000	1,300	700	6,800
<b>PROPERTY SERVICES</b>	<b>2,276</b>	<b>10,000</b>	<b>5,500</b>	<b>9,800</b>	<b>10,500</b>
010-5105-432.50-03 TRAVEL & EXPENSE	0	0	0	0	0
010-5105-432.50-22 TELEPHONE	1,856	1,900	1,900	2,000	2,100
010-5105-432.50-23 OTHER UTILITIES	1,447	1,400	1,400	1,500	1,600
010-5105-432.50-24 UTILITIES (ONG)	707	900	900	900	1,000
010-5105-432.50-25 UTILITIES (PSO)	1,375	1,500	1,500	1,500	1,600
010-5105-432.50-37 TEMPORARY SERVICES	330	0	0	0	0
010-5105-432.50-86 MISCELLANEOUS	0	500	500	500	500
010-5105-432.50-89 EMPLOYEE/CITIZEN ACTIVITY	0	200	200	200	200
<b>OTHER SERVICES</b>	<b>5,715</b>	<b>6,400</b>	<b>6,400</b>	<b>6,600</b>	<b>7,000</b>
<b>OTHER SERVICES &amp; CHARGES</b>	<b>7,991</b>	<b>16,400</b>	<b>11,900</b>	<b>16,400</b>	<b>17,500</b>

**CITY OF BROKEN ARROW  
GENERAL FUND  
GENERAL SERVICES DEPARTMENT  
Cemetery Division**

ACCOUNT NUMBER/DESCRIPTION	FISCAL YEAR	FISCAL YEAR	FISCAL YEAR	FISCAL YEAR	FISCAL YEAR
	2017	2018	2018	2019	2020
	ACTUAL	BUDGET	ESTIMATED	BUDGET	FINANCIAL
			ACTUAL		PLAN
010-5105-432.60-03 OFFICE SUPPLIES	159	200	200	200	200
010-5105-432.60-10 UNIFORMS	238	700	250	700	700
010-5105-432.60-18 BLDG MATERIAL & SUPPLIES	109	1,900	500	500	500
010-5105-432.60-19 TIRES & TUBES	200	800	800	800	800
010-5105-432.60-20 VEHICLE REPAIR PARTS	1,953	3,000	4,000	4,000	4,000
010-5105-432.60-21 FUEL & LUBRICANTS	1,656	2,500	2,000	2,500	2,500
010-5105-432.60-23 MATERIAL & SUPPLIES	1,986	2,800	2,500	2,800	2,800
010-5105-432.60-24 OTHER EQUIPMENT	773	500	500	500	500
010-5105-432.60-27 CONCRETE & AGGREGATE	2,360	5,000	3,000	3,000	3,000
010-5105-432.60-30 JANITORIAL SUPPLIES	224	300	300	300	300
MATERIALS & SUPPLIES	<u>9,658</u>	<u>17,700</u>	<u>14,050</u>	<u>15,300</u>	<u>15,300</u>
CEMETERY	<u>189,601</u>	<u>216,200</u>	<u>170,450</u>	<u>210,173</u>	<u>212,237</u>

**STREET/STORMWATER DEPARTMENT**

**DIVISIONS -**

Street Repair and Construction

Signal Maintenance

**PURPOSE:**

To maintain and repair all aspects of the street system, including snow removal, pavement and rights-of-way maintenance, street cleaning and reconstruction of streets as necessary while striving to minimize disruption of access by the citizens and business community of the City.

To maintain and repair all city traffic signals and school signals, to provide electrical system repair and maintenance for lift stations, treatment plants and all other city buildings. To construct new traffic signals as required.

**FINANCIAL HIGHLIGHTS**

	<b>FISCAL YEAR 2017 ACTUAL</b>	<b>FISCAL YEAR 2018 BUDGET</b>	<b>FISCAL YEAR 2018 ESTIMATED ACTUAL</b>	<b>FISCAL YEAR 2019 BUDGET</b>	<b>FISCAL YEAR 2020 FINANCIAL PLAN</b>
<b>PERSONAL SERVICES:</b>					
SALARIES & WAGES	1,379,104	1,501,500	1,528,400	1,601,831	1,648,729
EMPLOYEE BENEFITS	679,051	805,800	714,900	792,084	820,417
<b>TOTAL PERSONAL SERVICES</b>	<b>2,058,155</b>	<b>2,307,300</b>	<b>2,243,300</b>	<b>2,393,915</b>	<b>2,469,146</b>
<b>OTHER SERVICES &amp; CHARGES</b>					
PROF & TECH SERVICES	22,747	12,400	26,700	27,000	15,000
PROPERTY SERVICES	78,537	67,100	101,700	91,200	101,200
OTHER SERVICES	15,991	24,300	26,900	45,400	27,700
<b>TOTAL OTHER SERVICES &amp; CHARGES</b>	<b>117,275</b>	<b>103,800</b>	<b>155,300</b>	<b>163,600</b>	<b>143,900</b>
<b>MATERIALS &amp; SUPPLIES</b>	<b>509,239</b>	<b>504,500</b>	<b>514,900</b>	<b>592,200</b>	<b>594,200</b>
<b>TOTAL</b>	<b>2,684,669</b>	<b>2,915,600</b>	<b>2,913,500</b>	<b>3,149,715</b>	<b>3,207,246</b>

**CITY OF BROKEN ARROW  
GENERAL FUND  
STREET/STORMWATER DEPARTMENT  
Street Division**

ACCOUNT NUMBER/DESCRIPTION	FISCAL YEAR	FISCAL YEAR	FISCAL YEAR	FISCAL YEAR	FISCAL YEAR
	2017 ACTUAL	2018 BUDGET	2018 ESTIMATED ACTUAL	2019 BUDGET	2020 FINANCIAL PLAN
010-5300-431.10-04 REGULAR	1,032,155	1,100,600	1,179,800	1,188,954	1,225,866
010-5300-431.10-05 VARIABLE PAY PROGRAM	3,519	9,800	9,800	9,800	9,800
010-5300-431.10-11 OVERTIME	51,107	65,000	65,000	65,000	65,000
010-5300-431.10-19 INJURY PAY	21,584	0	0	0	0
<b>SALARIES AND WAGES</b>	<b>1,108,365</b>	<b>1,175,400</b>	<b>1,254,600</b>	<b>1,263,754</b>	<b>1,300,666</b>
010-5300-431.20-10 LONGEVITY	19,900	21,600	23,400	24,700	24,947
010-5300-431.20-12 EDUCATION/PERFORMANCE	653	600	1,600	3,000	3,030
010-5300-431.20-21 SOCIAL SECURITY	81,619	84,400	91,700	88,798	91,439
010-5300-431.20-22 RETIREMENT	112,929	112,500	116,200	121,863	125,551
010-5300-431.20-26 INSURANCE	330,373	392,100	342,000	373,975	389,302
010-5300-431.20-41 CELL PHONE ALLOWANCE	1,594	1,800	1,800	2,794	2,794
<b>EMPLOYEE BENEFITS</b>	<b>547,068</b>	<b>613,000</b>	<b>576,700</b>	<b>615,130</b>	<b>637,063</b>
<b>PERSONAL SERVICES</b>	<b>1,655,433</b>	<b>1,788,400</b>	<b>1,831,300</b>	<b>1,878,884</b>	<b>1,937,729</b>
010-5300-431.30-11 REG. FEES & CERTIFICATION	5,388	10,000	10,000	20,000	12,000
010-5300-431.30-85 MEMBERSHIP DUES	0	0	0	1,000	0
010-5300-431.30-87 PROFESSIONAL SERVICES	0	0	13,200	0	0
<b>PROF &amp; TECH SERVICES</b>	<b>5,388</b>	<b>10,000</b>	<b>23,200</b>	<b>21,000</b>	<b>12,000</b>
010-5300-431.40-07 BUILDING MAINTENANCE	5,260	5,800	8,200	5,000	5,000
010-5300-431.40-20 VEHICLE REPAIR	20,614	25,000	40,000	35,000	45,000
010-5300-431.40-28 MISC CONTRACT SERVICES	0	2,500	5,000	3,000	3,000
010-5300-431.40-29 OTHER EQUIPMENT REPAIR	399	1,000	1,000	1,000	1,000
010-5300-431.40-31 UNIFORM RENTAL/SERVICES	7,677	7,000	8,000	8,000	8,000
010-5300-431.40-32 EQUIPMENT RENTAL	14,360	0	10,000	10,000	10,000
010-5300-431.40-33 OTHER RENTAL	1,618	1,600	1,800	1,800	1,800
010-5300-431.40-55 MAINTENANCE SERVICES	8,827	8,500	12,000	12,000	12,000
<b>PROPERTY SERVICES</b>	<b>58,755</b>	<b>51,400</b>	<b>86,000</b>	<b>75,800</b>	<b>85,800</b>
010-5300-431.50-03 TRAVEL & EXPENSES	973	4,100	5,500	6,000	6,000
010-5300-431.50-22 TELEPHONE	4,945	6,000	6,000	6,000	6,000
010-5300-431.50-24 UTILITIES (ONG)	1,297	3,500	3,500	3,500	3,500
010-5300-431.50-25 UTILITIES (PSO)	0	600	600	600	600
010-5300-431.50-36 PRINTING SERVICES	4	3,000	1,000	1,000	1,000
010-5300-413.50-54 OUTSIDE DATA SERVICES	3,217	0	3,200	2,000	2,000
010-5300-431.50-86 MISCELLANEOUS	0	600	600	0	600
<b>OTHER SERVICES</b>	<b>10,436</b>	<b>17,800</b>	<b>20,400</b>	<b>19,100</b>	<b>19,700</b>
<b>OTHER SERVICES &amp; CHARGES</b>	<b>74,579</b>	<b>79,200</b>	<b>129,600</b>	<b>115,900</b>	<b>117,500</b>

**CITY OF BROKEN ARROW  
GENERAL FUND  
STREET/STORMWATER DEPARTMENT  
Street Division**

ACCOUNT NUMBER/DESCRIPTION	FISCAL YEAR	FISCAL YEAR	FISCAL YEAR	FISCAL YEAR	FISCAL YEAR
	2017	2018	2018	2019	2020
	ACTUAL	BUDGET	ESTIMATED	BUDGET	FINANCIAL
			ACTUAL		PLAN
010-5300-431.60-03 OFFICE SUPPLIES	2,732	4,000	4,000	4,000	4,000
010-5300-431.60-10 UNIFORMS	7,469	7,500	7,500	16,500	8,000
010-5300-431.60-18 BLDG MATERIALS & SUPPLIES	1,468	3,900	5,500	5,500	5,500
010-5300-431.60-19 TIRES & TUBES	26,678	25,000	25,000	28,000	28,000
010-5300-431.60-20 VEHICLE REPAIR PARTS	110,278	130,000	130,000	135,000	145,000
010-5300-431.60-21 FUEL & LUBRICANTS	105,968	100,000	100,000	105,000	105,000
010-5300-431.60-23 MATERIAL & SUPPLIES	27,886	27,500	26,000	29,000	30,000
010-5300-431.60-24 OTHER EQUIPMENT	5,743	20,000	11,000	11,000	11,000
010-5300-431.60-27 CONCRETE & AGGREGATE	8,804	3,500	7,500	7,500	7,500
010-5300-431.60-28 BOOKS, MAGS, & SUBSCRIPT.	492	600	600	700	700
010-5300-431.60-30 JANITORIAL SUPPLIES	2,182	3,000	3,000	3,000	3,000
010-5300-431.60-35 TRAFFIC SIGNAL SUPPLIES	1,882	0	0	0	0
010-5300-431.60-36 STREET SIGN/MARKING	64,727	84,000	100,000	100,000	100,000
010-5300-431.60-50 RADIO MAINTENANCE	1,230	0	600	500	500
010-5300-431.60-80 ASPHALT & AGGREGATE	11,710	50,000	50,000	90,000	100,000
MATERIALS & SUPPLIES	<u>379,249</u>	<u>459,000</u>	<u>470,700</u>	<u>535,700</u>	<u>548,200</u>
STREET	<u>2,109,261</u>	<u>2,326,600</u>	<u>2,431,600</u>	<u>2,530,484</u>	<u>2,603,429</u>

**CITY OF BROKEN ARROW  
GENERAL FUND  
STREET/STORMWATER DEPARTMENT  
Signal Maintenance**

ACCOUNT NUMBER/DESCRIPTION	FISCAL YEAR	FISCAL YEAR	FISCAL YEAR	FISCAL YEAR	FISCAL YEAR
	2017 ACTUAL	2018 BUDGET	2018 ESTIMATED ACTUAL	2019 BUDGET	2020 FINANCIAL PLAN
010-5310-431.10-04 REGULAR	253,633	309,700	258,200	321,677	331,663
010-5310-431.10-05 VARIABLE PAY PROGRAM	0	2,400	1,600	2,400	2,400
010-5310-431.10-11 OVERTIME	17,106	14,000	14,000	14,000	14,000
010-5310-431.10-19 INJURY PAY	0	0	0	0	0
<b>SALARIES AND WAGES</b>	<b>270,739</b>	<b>326,100</b>	<b>273,800</b>	<b>338,077</b>	<b>348,063</b>
010-5310-431.20-10 LONGEVITY	4,600	5,700	5,700	6,000	6,060
010-5310-431.20-21 SOCIAL SECURITY	19,977	23,500	21,000	23,517	24,204
010-5310-431.20-22 RETIREMENT	27,587	31,600	27,700	32,843	33,828
010-5310-431.20-26 INSURANCE	79,288	131,400	83,200	113,663	118,331
010-5310-431.20-41 CELL PHONE ALLOWANCE	531	600	600	931	931
<b>EMPLOYEE BENEFITS</b>	<b>131,983</b>	<b>192,800</b>	<b>138,200</b>	<b>176,954</b>	<b>183,354</b>
<b>PERSONAL SERVICES</b>	<b>402,722</b>	<b>518,900</b>	<b>412,000</b>	<b>515,031</b>	<b>531,417</b>
010-5310-431.30-11 REG. FEES & CERTIFICATION	2,509	2,400	2,100	6,000	3,000
010-5310-431.30-35 MAINT OF TRAFFIC SIGNALS	14,850	0	1,400	0	0
<b>PROF &amp; TECH SERVICES</b>	<b>17,359</b>	<b>2,400</b>	<b>3,500</b>	<b>6,000</b>	<b>3,000</b>
010-5310-431.40-20 VEHICLE REPAIR	15,676	6,700	6,700	6,000	6,000
010-5310-431.40-31 UNIFORM RENTAL/SERVICES	2,935	5,400	5,400	5,800	5,800
010-5310-431.40-32 EQUIPMENT RENTAL	0	600	600	600	600
010-5310-431.40-55 MAINTENANCE SERVICES	1,171	3,000	3,000	3,000	3,000
<b>PROPERTY SERVICES</b>	<b>19,782</b>	<b>15,700</b>	<b>15,700</b>	<b>15,400</b>	<b>15,400</b>
010-5310-431.50-03 TRAVEL & EXPENSES	1,252	1,000	1,000	3,500	2,000
010-5310-431.50-22 TELEPHONE	419	500	500	500	500
010-5310-431.50-25 UTILITIES (PSO)	3,884	4,500	4,500	5,000	5,000
010-5310-431.50-54 OUTSIDE DATA SERVICES	0	0	0	16,800	0
010-5310-431.50-86 MISCELLANEOUS	0	500	500	500	500
<b>OTHER SERVICES</b>	<b>5,555</b>	<b>6,500</b>	<b>6,500</b>	<b>26,300</b>	<b>8,000</b>
<b>OTHER SERVICES &amp; CHARGES</b>	<b>42,696</b>	<b>24,600</b>	<b>25,700</b>	<b>47,700</b>	<b>26,400</b>



**CITY OF BROKEN ARROW  
GENERAL FUND  
STREET/STORMWATER DEPARTMENT  
Signal Maintenance**

ACCOUNT NUMBER/DESCRIPTION	FISCAL YEAR	FISCAL YEAR	FISCAL YEAR	FISCAL YEAR	FISCAL YEAR
	2017	2018	2018	2019	2020
	ACTUAL	BUDGET	ESTIMATED	BUDGET	FINANCIAL
			ACTUAL		PLAN
010-5310-431.60-10 UNIFORMS	2,230	3,900	4,000	6,000	4,000
010-5310-431.60-19 TIRES & TUBES	2,477	3,000	1,500	3,000	3,000
010-5310-431.60-20 VEHICLE REPAIR PARTS	10,067	8,500	7,000	6,000	6,000
010-5310-431.60-21 FUEL & LUBRICANTS	10,345	8,000	6,700	8,000	8,000
010-5310-431.60-23 MATERIAL & SUPPLIES	2,605	3,100	4,300	3,000	3,000
010-5310-431.60-24 OTHER EQUIPMENT	4,614	2,500	4,000	12,500	4,000
010-5310-431.60-31 OTHER EQUIP PARTS/MAINT	16,109	16,500	10,000	18,000	18,000
010-5310-431.60-35 TRAFFIC SIGNAL SUPPLIES	81,445	0	6,700	0	0
010-5310-431.60-50 RADIO MAINTENANCE	98	0	0	0	0
MATERIALS & SUPPLIES	<u>129,990</u>	<u>45,500</u>	<u>44,200</u>	<u>56,500</u>	<u>46,000</u>
SIGNAL MAINTENANCE	<u>575,408</u>	<u>589,000</u>	<u>481,900</u>	<u>619,231</u>	<u>603,817</u>
STREET/STORMWATER	<u><u>2,684,669</u></u>	<u><u>2,915,600</u></u>	<u><u>2,913,500</u></u>	<u><u>3,149,715</u></u>	<u><u>3,207,246</u></u>

## PARKS

**DIVISIONS:**

Parks  
Main Place  
Historical Museum

Recreation  
Forestry/Horticulture  
Special Events

**PURPOSE:**

To provide park and recreation services and facilities viewed by the citizens as highly valued investments in their daily lives, improve the quality of life by providing the citizens of Broken Arrow with the level of satisfaction they desire through meeting their recreational, educational and cultural needs and desires including maintenance and enhancement of the City's urban forest.

### FINANCIAL HIGHLIGHTS

	FISCAL YEAR 2017 ACTUAL	FISCAL YEAR 2018 BUDGET	FISCAL YEAR 2018 ESTIMATED ACTUAL	FISCAL YEAR 2019 BUDGET	FISCAL YEAR 2020 FINANCIAL PLAN
<b>PERSONAL SERVICES:</b>					
SALARIES & WAGES	1,883,507	2,064,200	2,008,550	2,156,764	2,217,014
EMPLOYEE BENEFITS	791,667	980,600	852,100	957,481	997,530
<b>TOTAL PERSONAL SERVICES</b>	<b>2,675,174</b>	<b>3,044,800</b>	<b>2,860,650</b>	<b>3,114,245</b>	<b>3,214,544</b>
<b>OTHER SERVICES &amp; CHARGES</b>					
PROF & TECH SERVICES	14,430	36,700	34,900	33,100	33,500
PROPERTY SERVICES	184,967	226,300	232,300	259,400	264,200
OTHER SERVICES	381,780	418,900	393,500	437,500	481,500
<b>TOTAL OTHER SERVICES &amp; CHARGES</b>	<b>581,177</b>	<b>681,900</b>	<b>660,700</b>	<b>730,000</b>	<b>779,200</b>
<b>MATERIALS &amp; SUPPLIES</b>	<b>373,684</b>	<b>417,300</b>	<b>412,800</b>	<b>432,100</b>	<b>454,750</b>
<b>TOTAL</b>	<b>3,630,035</b>	<b>4,144,000</b>	<b>3,934,150</b>	<b>4,276,345</b>	<b>4,448,494</b>

**CITY OF BROKEN ARROW  
GENERAL FUND  
PARKS DEPARTMENT  
Parks Division**

ACCOUNT NUMBER/DESCRIPTION	FISCAL YEAR	FISCAL YEAR	FISCAL YEAR	FISCAL YEAR	FISCAL YEAR
	2017	2018	2018	2019	2020
	ACTUAL	BUDGET	ESTIMATED	BUDGET	FINANCIAL
			ACTUAL		PLAN
010-6000-451.10-04 REGULAR	1,012,384	1,064,835	1,059,250	1,099,961	1,141,135
010-6000-451.10-05 VARIABLE PAY PROGRAM	1,315	6,200	2,200	6,200	6,200
010-6000-451.10-08 PART TIME & TEMPORARY	13,008	25,000	20,000	25,671	25,900
010-6000-451.10-11 OVERTIME	19,556	18,500	21,000	22,000	22,000
010-6000-451.10-19 INJURY PAY	155	0	1,200	0	0
<b>SALARIES AND WAGES</b>	<b>1,046,418</b>	<b>1,114,535</b>	<b>1,103,650</b>	<b>1,153,832</b>	<b>1,195,235</b>
010-6000-451.20-10 LONGEVITY	22,700	24,800	25,700	27,500	27,776
010-6000-451.20-21 SOCIAL SECURITY	76,614	84,232	77,700	84,489	85,002
010-6000-451.20-22 RETIREMENT	105,653	109,043	109,900	112,852	117,004
010-6000-451.20-26 INSURANCE	292,861	370,384	304,800	336,352	355,688
010-6000-451.20-41 CELL PHONE ALLOWANCE	1,063	1,200	1,100	1,862	1,862
<b>EMPLOYEE BENEFITS</b>	<b>498,891</b>	<b>589,659</b>	<b>519,200</b>	<b>563,055</b>	<b>587,332</b>
<b>PERSONAL SERVICES</b>	<b>1,545,309</b>	<b>1,704,194</b>	<b>1,622,850</b>	<b>1,716,887</b>	<b>1,782,567</b>
010-6000-451.30-11 REG. FEES & CERTIFICATION	1,350	3,200	3,900	3,000	3,200
010-6000-451.30-85 MEMBERSHIP DUES	530	700	600	800	800
010-6000-451.30-87 PROFESSIONAL SERVICES	500	10,000	10,000	10,000	10,000
<b>PROF &amp; TECH SERVICES</b>	<b>2,380</b>	<b>13,900</b>	<b>14,500</b>	<b>13,800</b>	<b>14,000</b>
010-6000-451.40-07 BUILDING MAINTENANCE	8,584	12,100	12,000	12,000	12,000
010-6000-451.40-20 VEHICLE REPAIR	4,627	5,000	6,200	5,000	4,000
010-6000-451.40-28 MISC. CONTRACT SERVICES	16,851	32,800	31,100	46,200	47,200
010-6000-451.40-29 OTHER EQUIPMENT REPAIR	0	0	100	0	0
010-6000-451.40-31 UNIFORM RENTAL/SERVICES	5,629	6,500	5,400	6,000	6,600
010-6000-451.40-32 EQUIPMENT RENTAL	429	700	400	700	700
010-6000-451.40-33 OTHER RENTAL	1,652	3,800	3,800	3,800	3,800
010-6000-451.40-55 MAINTENANCE SERVICES	8,269	9,200	9,200	15,300	14,700
<b>PROPERTY SERVICES</b>	<b>46,041</b>	<b>70,100</b>	<b>68,200</b>	<b>89,000</b>	<b>89,000</b>

**CITY OF BROKEN ARROW  
GENERAL FUND  
PARKS DEPARTMENT  
Parks Division**

ACCOUNT NUMBER/DESCRIPTION	FISCAL YEAR	FISCAL YEAR	FISCAL YEAR	FISCAL YEAR	FISCAL YEAR
	2017 ACTUAL	2018 BUDGET	2018 ESTIMATED ACTUAL	2019 BUDGET	2020 FINANCIAL PLAN
010-6000-451.50-03 TRAVEL & EXPENSES	1,523	1,700	1,500	2,100	2,100
010-6000-451.50-22 TELEPHONE	5,725	5,000	4,500	5,000	5,000
010-6000-451.50-23 OTHER UTILITIES	1,343	1,500	1,400	1,500	1,500
010-6000-451.50-24 UTILITIES (ONG)	1,158	1,300	1,300	1,300	1,300
010-6000-451.50-25 UTILITIES (PSO)	36,435	34,200	35,000	39,000	40,000
010-6000-451.50-40 UTILITIES (PSO) BASEBALL	20,427	23,000	21,000	22,000	23,000
010-6000-451.50-41 UTILITIES (PSO) SOCCER	15,902	20,300	18,500	20,500	22,000
010-6000-451.50-42 UTILITIES (PSO) SOFTBALL	24,310	25,500	28,400	27,400	28,400
010-6000-451.50-43 UTILITIES (PSO) AL GRAHAM	12,884	12,400	16,200	16,700	46,700
010-6000-451.50-54 OUTSIDE DATA SERVICE	17,358	18,100	14,900	15,700	15,700
010-6000-451.50-86 MISCELLANEOUS	20	300	200	200	300
OTHER SERVICES	<u>137,085</u>	<u>143,300</u>	<u>142,900</u>	<u>151,400</u>	<u>186,000</u>
OTHER SERVICES & CHARGES	<u>185,506</u>	<u>227,300</u>	<u>225,600</u>	<u>254,200</u>	<u>289,000</u>
010-6000-451.60-03 OFFICE SUPPLIES	581	700	800	700	700
010-6000-451.60-10 UNIFORMS	4,721	6,400	6,400	6,900	7,200
010-6000-451.60-18 BLDG MATERIAL & SUPPLIES	21,344	17,000	17,000	17,000	17,000
010-6000-451.60-19 TIRES & TUBES	10,446	9,600	8,300	9,600	9,600
010-6000-451.60-20 VEHICLE REPAIR PARTS	45,309	40,000	45,000	45,000	46,000
010-6000-451.60-21 FUEL & LUBRICANTS	44,483	45,000	54,000	52,000	53,200
010-6000-451.60-23 MATERIAL & SUPPLIES	18,558	16,000	16,000	17,000	18,500
010-6000-451.60-24 OTHER EQUIPMENT	8,023	8,000	8,000	8,000	8,000
010-6000-451.60-27 CONCRETE & AGGREGATE	6,693	8,000	8,000	8,000	10,000
010-6000-451.60-28 BOOKS, MAGS, & SUBSCRIPT	0	0	100	0	0
010-6000-451.60-30 JANITORIAL SUPPLIES	2,476	2,900	2,900	3,900	3,900
010-6000-451.60-31 OTHER EQUIP PARTS/MAINT	719	600	600	600	700
010-6000-451.60-33 RECREATIONAL SUPPLIES	23,087	30,200	30,200	31,200	33,000
010-6000-451.60-34 CHEMICAL & LAB SUPPLIES	30,883	32,100	32,100	35,100	39,100
010-6000-451.60-50 RADIO MAINTENANCE	67	0	300	200	0
010-6000-451.60-70 BEAUTIFICATION	5,798	15,000	15,000	15,000	15,000
MATERIALS & SUPPLIES	<u>223,188</u>	<u>231,500</u>	<u>244,700</u>	<u>250,200</u>	<u>261,900</u>
PARKS & RECREATION	<u>1,954,003</u>	<u>2,162,994</u>	<u>2,093,150</u>	<u>2,221,287</u>	<u>2,333,467</u>

**CITY OF BROKEN ARROW  
GENERAL FUND  
PARKS DEPARTMENT  
Main Place Division**

ACCOUNT NUMBER/DESCRIPTION	FISCAL YEAR	FISCAL YEAR	FISCAL YEAR	FISCAL YEAR	FISCAL YEAR
	2017 ACTUAL	2018 BUDGET	2018 ESTIMATED ACTUAL	2019 BUDGET	2020 FINANCIAL PLAN
010-6001-451.40-07 BUILDING MAINTENANCE	7,857	9,000	8,800	9,000	9,000
PROPERTY SERVICES	7,857	9,000	8,800	9,000	9,000
010-6001-451.50-22 TELEPHONE	897	1,400	1,000	1,000	1,000
010-6001-451.50-23 OTHER UTILITIES	1,987	2,000	1,700	2,000	2,000
010-6001-451.50-24 UTILITIES (ONG)	4,674	6,000	4,700	5,500	5,500
010-6001-451.50-25 UTILITIES (PSO)	26,166	28,000	23,500	28,000	28,000
OTHER SERVICES	33,724	37,400	30,900	36,500	36,500
OTHER SERVICES & CHARGES	41,581	46,400	39,700	45,500	45,500
010-6001-451.60-18 BLDG MATERIAL & SUPPLIES	2,212	3,000	3,100	3,000	3,000
010-6001-451.60-23 MATERIAL & SUPPLIES	18	800	200	300	300
010-6001-451.60-24 OTHER EQUIPMENT	0	300	100	100	100
010-6001-451.60-30 JANITORIAL SUPPLIES	0	100	100	100	100
MATERIALS & SUPPLIES	2,230	4,200	3,500	3,500	3,500
MAIN PLACE	43,811	50,600	43,200	49,000	49,000

**CITY OF BROKEN ARROW  
GENERAL FUND  
PARKS DEPARTMENT  
Recreation Division**

ACCOUNT NUMBER/DESCRIPTION	FISCAL YEAR	FISCAL YEAR	FISCAL YEAR	FISCAL YEAR	FISCAL YEAR
	2017 ACTUAL	2018 BUDGET	2018 ESTIMATED ACTUAL	2019 BUDGET	2020 FINANCIAL PLAN
010-6002-451.10-04 REGULAR	253,101	300,265	271,800	306,377	315,888
010-6002-451.10-08 PART TIME & TEMPORARY	295,245	300,000	285,900	312,000	315,000
010-6002-451.10-11 OVERTIME	17,102	11,000	14,300	14,500	14,500
<b>SALARIES AND WAGES</b>	<b>565,448</b>	<b>611,265</b>	<b>572,000</b>	<b>632,877</b>	<b>645,388</b>
010-6002-451.20-10 LONGEVITY	5,500	6,300	3,800	4,200	4,242
010-6002-451.20-12 EDUCATION/PERFORMANCE	80	0	900	1,500	1,515
010-6002-451.20-21 SOCIAL SECURITY	42,296	46,068	39,400	48,900	50,228
010-6002-451.20-22 RETIREMENT	27,468	30,057	28,000	31,283	32,221
010-6002-451.20-26 INSURANCE	76,102	92,716	81,000	89,092	91,907
010-6002-451.20-41 CELL PHONE ALLOWANCE	531	600	600	931	931
<b>EMPLOYEE BENEFITS</b>	<b>151,977</b>	<b>175,741</b>	<b>153,700</b>	<b>175,906</b>	<b>181,044</b>
<b>PERSONAL SERVICES</b>	<b>717,425</b>	<b>787,006</b>	<b>725,700</b>	<b>808,783</b>	<b>826,432</b>
010-6002-451.30-11 REG. FEES & CERTIFICATION	4,217	5,000	3,300	4,300	4,300
010-6002-451.30-84 MEDICAL VACCINATION	161	200	200	200	200
010-6002-451.30-85 MEMBERSHIP DUES	713	1,200	900	900	900
<b>PROF &amp; TECH SERVICES</b>	<b>5,091</b>	<b>6,400</b>	<b>4,400</b>	<b>5,400</b>	<b>5,400</b>
010-6002-451.40-07 BUILDING MAINTENANCE	13,153	16,600	20,600	19,600	19,600
010-6002-451.40-28 MISC. CONTRACT SERVICES	37,263	30,000	35,600	34,000	34,000
010-6002-451.40-29 OTHER EQUIPMENT REPAIR	0	400	400	400	400
010-6002-451.40-33 OTHER RENTAL	1,418	7,400	5,500	7,600	7,600
010-6002-451.40-55 MAINTENANCE SERVICES	6,461	7,900	6,700	9,900	9,900
<b>PROPERTY SERVICES</b>	<b>58,295</b>	<b>62,300</b>	<b>68,800</b>	<b>71,500</b>	<b>71,500</b>
010-6002-451.50-03 TRAVEL & EXPENSES	2,565	3,800	2,800	5,400	5,400
010-6002-451.50-10 SERVICE CONTRACT	56,094	57,000	56,100	57,000	57,000
010-6002-451.50-22 TELEPHONE	8,666	9,000	7,900	9,000	9,000
010-6002-451.50-24 UTILITIES (ONG)	11,865	12,000	9,600	12,000	12,000
010-6002-451.50-25 UTILITIES (PSO)	83,917	85,000	75,600	85,000	85,000
010-6002-451.50-36 PRINTING SERVICES	858	1,200	1,100	1,600	1,600
010-6002-451.50-55 CREDIT CARD CHARGES	2,014	2,200	3,300	3,300	3,300
010-6002-451.50-86 MISCELLANEOUS	0	100	100	100	100
<b>OTHER SERVICES</b>	<b>165,979</b>	<b>170,300</b>	<b>156,500</b>	<b>173,400</b>	<b>173,400</b>
<b>OTHER SERVICES &amp; CHARGES</b>	<b>229,365</b>	<b>239,000</b>	<b>229,700</b>	<b>250,300</b>	<b>250,300</b>

**CITY OF BROKEN ARROW  
GENERAL FUND  
PARKS DEPARTMENT  
Recreation Division**

ACCOUNT NUMBER/DESCRIPTION	FISCAL YEAR	FISCAL YEAR	FISCAL YEAR	FISCAL YEAR	FISCAL YEAR
	2017	2018	2018	2019	2020
	ACTUAL	BUDGET	ESTIMATED	BUDGET	FINANCIAL
			ACTUAL		PLAN
010-6002-451.60-03 OFFICE SUPPLIES	3,273	4,500	4,500	4,500	4,500
010-6002-451.60-10 UNIFORMS	1,254	1,600	1,600	1,600	1,600
010-6002-451.60-18 BLDG MATERIAL & SUPPLIES	9,436	8,000	7,300	8,000	8,000
010-6002-451.60-19 TIRES & TUBES	0	200	200	200	200
010-6002-451.60-20 VEHICLE REPAIR PARTS	250	500	300	500	500
010-6002-451.60-21 FUEL & LUBRICANTS	586	800	700	800	800
010-6002-451.60-23 MATERIAL & SUPPLIES	10,850	8,500	8,100	9,500	9,500
010-6002-451.60-24 OTHER EQUIPMENT	8,316	12,000	11,300	12,000	12,000
010-6002-451.60-28 BOOKS, MAGS, & SUBSCRIPT.	264	200	200	200	200
010-6002-451.60-30 JANITORIAL SUPPLIES	6,002	6,500	5,800	6,200	6,200
010-6002-451.60-33 RECREATIONAL SUPPLIES	15,017	11,000	10,600	13,000	13,000
010-6002-451.60-34 CHEMICAL & LAB SUPPLIES	17,935	20,800	16,300	18,500	18,500
010-6002-451.60-67 CONCESSION SUPPLIES	26,436	30,000	27,600	28,000	28,000
MATERIALS & SUPPLIES	<u>99,619</u>	<u>104,600</u>	<u>94,500</u>	<u>103,000</u>	<u>103,000</u>
RECREATION	<u>1,046,409</u>	<u>1,130,606</u>	<u>1,049,900</u>	<u>1,162,083</u>	<u>1,179,732</u>

**CITY OF BROKEN ARROW  
GENERAL FUND  
PARKS DEPARTMENT  
Forestry/Horticulture Division**

ACCOUNT NUMBER/DESCRIPTION	FISCAL YEAR	FISCAL YEAR	FISCAL YEAR	FISCAL YEAR	FISCAL YEAR
	2017 ACTUAL	2018 BUDGET	2018 ESTIMATED ACTUAL	2019 BUDGET	2020 FINANCIAL PLAN
010-6003-451.10-04 REGULAR	178,043	202,200	202,000	212,495	219,091
010-6003-451.10-05 VARIABLE PAY PROGRAM	1,026	1,400	0	1,400	1,400
010-6003-451.10-08 PART TIME & TEMPORARY	0	8,400	0	8,557	0
010-6003-451.10-11 OVERTIME	1,457	5,000	2,500	2,500	2,500
010-6003-451.10-19 INJURY PAY	0	0	0	0	0
<b>SALARIES AND WAGES</b>	<b>180,526</b>	<b>217,000</b>	<b>204,500</b>	<b>224,952</b>	<b>222,991</b>
010-6003-451.20-10 LONGEVITY	3,100	3,400	3,400	3,700	3,737
010-6003-451.20-21 SOCIAL SECURITY	13,011	15,800	14,800	16,113	15,930
010-6003-451.20-22 RETIREMENT	18,342	20,600	19,700	21,609	22,283
010-6003-451.20-26 INSURANCE	62,729	100,300	77,700	90,311	93,998
<b>EMPLOYEE BENEFITS</b>	<b>97,182</b>	<b>140,100</b>	<b>115,600</b>	<b>131,733</b>	<b>135,948</b>
<b>PERSONAL SERVICES</b>	<b>277,708</b>	<b>357,100</b>	<b>320,100</b>	<b>356,685</b>	<b>358,939</b>
010-6003-451.30-11 REG. FEES & CERTIFICATION	0	1,000	800	1,500	1,300
010-6003-451.30-85 MEMBERSHIP DUES	35	100	100	100	100
<b>PROF &amp; TECH SERVICES</b>	<b>35</b>	<b>1,100</b>	<b>900</b>	<b>1,600</b>	<b>1,400</b>
010-6003-451.40-20 VEHICLE REPAIR	80	800	400	500	500
010-6003-451.40-28 MISC. CONTRACT SERVICES	34,969	35,500	35,700	48,300	50,800
010-6003-451.40-31 UNIFORM RENTAL/SERVICES	1,348	1,900	1,900	2,500	2,500
010-6003-451.40-32 EQUIPMENT RENTAL	0	0	0	0	0
<b>PROPERTY SERVICES</b>	<b>36,397</b>	<b>38,200</b>	<b>38,000</b>	<b>51,300</b>	<b>53,800</b>
010-6003-451.50-03 TRAVEL & EXPENSES	0	900	300	1,700	1,600
<b>OTHER SERVICES</b>	<b>0</b>	<b>900</b>	<b>300</b>	<b>1,700</b>	<b>1,600</b>
<b>OTHER SERVICES &amp; CHARGES</b>	<b>36,432</b>	<b>40,200</b>	<b>39,200</b>	<b>54,600</b>	<b>56,800</b>



**CITY OF BROKEN ARROW  
GENERAL FUND  
PARKS DEPARTMENT  
Forestry/Horticulture Division**

ACCOUNT NUMBER/DESCRIPTION	FISCAL YEAR	FISCAL YEAR	FISCAL YEAR	FISCAL YEAR	FISCAL YEAR
	2017	2018	2018	2019	2020
	ACTUAL	BUDGET	ESTIMATED	BUDGET	FINANCIAL
			ACTUAL		PLAN
010-6003-451.60-03 OFFICE SUPPLIES	59	200	100	200	200
010-6003-451.60-10 UNIFORMS	860	1,100	1,100	1,600	1,700
010-6003-451.60-18 BLDG MATERIAL & SUPPLIES	1,154	1,200	1,200	1,200	1,300
010-6003-451.60-19 TIRES & TUBES	0	700	500	700	700
010-6003-451.60-20 VEHICLE REPAIR PARTS	639	1,600	500	1,600	1,600
010-6003-451.60-21 FUEL & LUBRICANTS	882	1,500	1,400	3,800	4,000
010-6003-451.60-23 MATERIAL & SUPPLIES	2,483	2,500	2,500	3,000	3,000
010-6003-451.60-24 OTHER EQUIPMENT	1,639	1,800	1,500	1,800	1,800
010-6003-451.60-27 CONCRETE & AGGREGATE	9	300	100	5,000	1,000
010-6003-451.60-31 OTHER EQUIP PARTS/MAINT	293	500	300	500	600
010-6003-451.60-34 CHEMICAL & LAB SUPPLIES	8,595	10,000	10,000	10,000	12,000
010-6003-451.60-70 BEAUTIFICATION	17,763	19,200	19,100	21,500	22,100
MATERIALS & SUPPLIES	<u>34,376</u>	<u>40,600</u>	<u>38,300</u>	<u>50,900</u>	<u>50,000</u>
FORESTRY/HORTICULTURE	<u>348,516</u>	<u>437,900</u>	<u>397,600</u>	<u>462,185</u>	<u>465,739</u>

**CITY OF BROKEN ARROW  
GENERAL FUND  
PARKS DEPARTMENT  
Historical Museum Division**

ACCOUNT NUMBER/DESCRIPTION	FISCAL YEAR	FISCAL YEAR	FISCAL YEAR	FISCAL YEAR	FISCAL YEAR
	2017 ACTUAL	2018 BUDGET	2018 ESTIMATED ACTUAL	2019 BUDGET	2020 FINANCIAL PLAN
010-6004-451.40-07 BUILDING MAINTENANCE	11,656	10,000	11,900	12,000	12,000
010-6004-451.40-28 MISC. CONTRACT SERVICES	0	100	100	100	100
PROPERTY SERVICES	<u>11,656</u>	<u>10,100</u>	<u>12,000</u>	<u>12,100</u>	<u>12,100</u>
010-6004-451.50-22 TELEPHONE	4,331	5,000	4,500	5,000	5,000
010-6004-451.50-24 UTILITIES (ONG)	4,225	5,000	4,900	7,000	7,000
010-6004-451.50-25 UTILITIES (PSO)	20,997	25,000	21,200	25,000	30,000
OTHER SERVICES	<u>29,553</u>	<u>35,000</u>	<u>30,600</u>	<u>37,000</u>	<u>42,000</u>
OTHER SERVICES & CHARGES	<u>41,209</u>	<u>45,100</u>	<u>42,600</u>	<u>49,100</u>	<u>54,100</u>
010-6004-451.60-18 BLDG MATERIAL & SUPPLIES	892	1,500	1,400	1,500	1,500
010-6004-451.60-23 MATERIAL & SUPPLIES	25	500	200	500	500
010-6004-451.60-24 OTHER EQUIPMENT	0	500	500	500	500
MATERIALS & SUPPLIES	<u>917</u>	<u>2,500</u>	<u>2,100</u>	<u>2,500</u>	<u>2,500</u>
HISTORICAL MUSEUM	<u>42,126</u>	<u>47,600</u>	<u>44,700</u>	<u>51,600</u>	<u>56,600</u>

**CITY OF BROKEN ARROW  
GENERAL FUND  
PARKS DEPARTMENT  
Special Events Division**

ACCOUNT NUMBER/DESCRIPTION	FISCAL YEAR	FISCAL YEAR	FISCAL YEAR	FISCAL YEAR	FISCAL YEAR
	2017 ACTUAL	2018 BUDGET	2018 ESTIMATED ACTUAL	2019 BUDGET	2020 FINANCIAL PLAN
010-6005-451.10-04 REGULAR	83,251	116,200	123,000	142,303	150,600
010-6005-451.10-05 VARIABLE PAY PROGRAM	0	1,200	1,200	1,300	1,300
010-6005-451.10-08 PART TIME & TEMPORARY	6,305	0	200	0	0
010-6005-451.10-11 OVERTIME	1,559	4,000	4,000	1,500	1,500
<b>SALARIES AND WAGES</b>	<b>91,115</b>	<b>121,400</b>	<b>128,400</b>	<b>145,103</b>	<b>153,400</b>
010-6005-451.20-10 LONGEVITY	1,700	1,800	1,800	1,900	1,919
010-6005-451.20-12 EDUCATION/PERFORMANCE	578	600	2,200	1,800	1,819
010-6005-451.20-21 SOCIAL SECURITY	6,791	8,900	9,400	11,555	11,700
010-6005-451.20-22 RETIREMENT	8,676	12,000	13,000	14,962	15,800
010-6005-451.20-26 INSURANCE	24,864	50,600	36,000	52,845	58,243
010-6005-451.20-41 CELL PHONE ALLOWANCE	1,008	1,200	1,200	3,725	3,725
<b>EMPLOYEE BENEFITS</b>	<b>43,617</b>	<b>75,100</b>	<b>63,600</b>	<b>86,787</b>	<b>93,206</b>
<b>PERSONAL SERVICES</b>	<b>134,732</b>	<b>196,500</b>	<b>192,000</b>	<b>231,890</b>	<b>246,606</b>
010-6005-451.30-11 REG. FEES & CERTIFICATION	4,663	10,000	7,400	3,500	3,500
010-6005-451.30-85 MEMBERSHIP DUES	2,261	2,800	4,800	4,800	5,200
010-6005-451.30-87 PROFESSIONAL SERVICES	0	2,500	2,900	4,000	4,000
<b>PROF &amp; TECH SERVICES</b>	<b>6,924</b>	<b>15,300</b>	<b>15,100</b>	<b>12,300</b>	<b>12,700</b>
010-6005-451.40-07 BUILDING MAINTENANCE	2,083	2,100	2,200	2,500	2,200
010-6005-451.40-20 VEHICLE REPAIR	0	1,000	1,000	1,000	1,000
010-6005-451.40-28 MISC. CONTRACT SERVICES	15,643	22,500	24,000	15,000	17,500
010-6005-451.40-29 OTHER EQUIPMENT REPAIR	0	200	200	200	200
010-6005-451.40-32 EQUIPMENT RENTAL	216	3,000	3,200	1,500	1,500
010-6005-451.40-33 OTHER RENTAL	6,296	5,900	5,000	5,000	5,000
010-6005-451.40-55 MAINTENANCE SERVICES	483	1,900	900	1,300	1,400
<b>PROPERTY SERVICES</b>	<b>24,721</b>	<b>36,600</b>	<b>36,500</b>	<b>26,500</b>	<b>28,800</b>

**CITY OF BROKEN ARROW  
GENERAL FUND  
PARKS DEPARTMENT  
Special Events Division**

ACCOUNT NUMBER/DESCRIPTION	FISCAL YEAR	FISCAL YEAR	FISCAL YEAR	FISCAL YEAR	FISCAL YEAR
	2017 ACTUAL	2018 BUDGET	2018 ESTIMATED ACTUAL	2019 BUDGET	2020 FINANCIAL PLAN
010-6005-451.50-03 TRAVEL & EXPENSES	232	3,400	2,800	3,700	5,000
010-6005-451.50-22 TELEPHONE	2,071	3,000	5,200	6,800	7,000
010-6005-451.50-23 OTHER UTILITIES	1,298	3,000	2,900	4,500	4,800
010-6005-451.50-25 UTILITIES (PSO)	10,676	16,900	17,200	19,000	21,000
010-6005-451.50-36 PRINTING SERVICES	585	1,000	1,000	1,000	1,200
010-6005-451.50-54 OUTSIDE DATA SERVICE	573	4,200	3,100	2,000	2,500
010-6005-451.50-86 MISCELLANEOUS	4	500	100	500	500
OTHER SERVICES	15,439	32,000	32,300	37,500	42,000
OTHER SERVICES & CHARGES	47,084	83,900	83,900	76,300	83,500
010-6005-451.60-03 OFFICE SUPPLIES	216	800	800	800	1,000
010-6005-451.60-10 UNIFORMS	577	1,500	900	600	1,250
010-6005-451.60-18 BLDG MATERIAL & SUPPLIES	3,310	3,000	3,400	1,500	2,000
010-6005-451.60-19 TIRES & TUBES	0	500	500	500	700
010-6005-451.60-20 VEHICLE REPAIR PARTS	404	1,500	1,500	1,500	1,500
010-6005-451.60-21 FUEL & LUBRICANTS	0	800	500	600	800
010-6005-451.60-23 MATERIAL & SUPPLIES	3,697	6,200	5,500	2,400	4,900
010-6005-451.60-24 OTHER EQUIPMENT	2,984	13,700	12,400	10,000	17,500
010-6005-451.60-28 BOOKS, MAGS, & SUBSCRIPT.	0	200	200	100	100
010-6005-451.60-30 JANITORIAL SUPPLIES	584	700	600	600	600
010-6005-451.60-34 CHEMICAL & LAB SUPPLIES	1,582	5,000	3,400	3,400	3,500
MATERIALS & SUPPLIES	13,354	33,900	29,700	22,000	33,850
SPECIAL EVENTS	195,170	314,300	305,600	330,190	363,956
PARKS & RECREATION	3,630,035	4,144,000	3,934,150	4,276,345	4,448,494

**BROKEN ARROW MUNICIPAL AUTHORITY**  
**FINANCIAL PLAN**  
**FISCAL YEAR 2019 BUDGET & FISCAL YEAR 2020 FINANCIAL PLAN**

	FINANCIAL PLAN 2018	ESTIMATED ACTUAL 2018	FINANCIAL PLAN 2019	FINANCIAL PLAN 2020
<b>BEGINNING FUND BALANCE - EMERGENCY RESERVE FUND BALANCE</b>	<b>1,092,091</b>	<b>1,092,091</b>	<b>6,757,025</b>	<b>7,103,774</b>
<b>CURRENT REVENUE:</b>				
CHARGES FOR SERVICES	49,139,600	45,809,641	47,715,200	50,723,300
INTERGOVERNMENTAL	0	22,420	0	0
FINES FORFEITURES & ASSESSMENTS	985,000	950,283	959,800	970,000
INTEREST	4,600	6,453	6,500	6,800
MISCELLANEOUS	90,500	143,256	105,500	108,000
<b>TOTAL CURRENT REVENUE</b>	<b>50,219,700</b>	<b>46,932,053</b>	<b>48,787,000</b>	<b>51,808,100</b>
<b>OTHER FINANCING SOURCES:</b>				
TRANSFER OF FUND BALANCE FOR PRIOR YEAR CAPITAL PROJECTS	0	0	942,289	0
OWRB PROCEEDS FROM PRIOR YEARS	0	0	1,157,421	0
TRANSFERS IN	14,300,000	14,016,680	14,167,200	14,200,000
NOTE PROCEEDS	30,103,000	6,000,000	40,408,200	1,761,000
<b>TOTAL OTHER FINANCING SOURCES</b>	<b>44,403,000</b>	<b>20,016,680</b>	<b>56,675,110</b>	<b>15,961,000</b>
<b>TOTAL REVENUES</b>	<b>94,622,700</b>	<b>66,948,733</b>	<b>105,462,110</b>	<b>67,769,100</b>
<b>CURRENT EXPENDITURES:</b>				
PERSONAL SERVICES	17,330,600	14,880,868	17,376,172	17,969,751
OTHER SERVICES & CHARGES	11,909,209	10,239,720	13,045,400	13,324,140
MATERIALS & SUPPLIES	5,001,154	4,642,311	4,855,800	4,952,800
<b>TOTAL CURRENT EXPENDITURES</b>	<b>34,240,963</b>	<b>29,762,899</b>	<b>35,277,372</b>	<b>36,246,691</b>
CAPITAL OUTLAY	35,815,837	8,452,110	44,299,789	1,761,000
<b>TOTAL EXPENDITURES</b>	<b>70,056,800</b>	<b>38,215,009</b>	<b>79,577,161</b>	<b>38,007,691</b>
<b>OTHER FINANCING USES -</b>				
DEBT SERVICE	9,388,000	8,452,110	10,771,000	9,850,000
TRANSFERS OUT	14,900,000	14,616,680	14,767,200	15,100,000
<b>TOTAL OTHER FINANCING USES</b>	<b>24,288,000</b>	<b>23,068,790</b>	<b>25,538,200</b>	<b>24,950,000</b>
<b>TOTAL EXPENDITURES AND USES</b>	<b>94,344,800</b>	<b>61,283,799</b>	<b>105,115,361</b>	<b>62,957,691</b>
<b>NET INCOME</b>	<b>277,900</b>	<b>5,664,934</b>	<b>346,749</b>	<b>4,811,409</b>
<b>ENDING FUND BALANCE - EMERGENCY RESERVE FUND BALANCE</b>	<b>1,369,991</b>	<b>6,757,025</b>	<b>7,103,774</b>	<b>11,915,183</b>

**BROKEN ARROW MUNICIPAL AUTHORITY  
FINANCIAL PLAN  
FISCAL YEAR 2019 BUDGET & FISCAL YEAR 2020 FINANCIAL PLAN**

DESCRIPTION	FINANCIAL PLAN 2018	ESTIMATED ACTUAL 2018	FINANCIAL PLAN 2019	FINANCIAL PLAN 2020
<b>REVENUES:</b>				
CHARGES FOR SERVICES:				
Water Revenue	21,950,500	19,931,931	21,214,200	22,490,600
Sewer Charges	13,509,100	12,880,998	13,225,800	14,219,300
Sanitation	6,970,100	6,456,100	6,520,700	6,585,900
Extra Refuse Pick-up	61,500	63,875	64,500	64,500
Water Taps	625,000	502,959	508,000	647,700
Sewer Taps	18,300	22,635	22,800	13,100
Stormwater Utility Fee	5,699,500	5,667,229	5,872,300	6,437,100
Turn-ons	275,000	263,814	266,500	244,700
Bag Sales	15,900	0	0	0
Transfer Fees	14,200	15,000	15,200	15,200
Pretreatment Application Fee	500	5,100	5,200	5,200
Overhead Fee - General Fund	0	0	0	0
<b>TOTAL CHARGES FOR SERVICES</b>	<b>49,139,600</b>	<b>45,809,641</b>	<b>47,715,200</b>	<b>50,723,300</b>

**BROKEN ARROW MUNICIPAL AUTHORITY  
FINANCIAL PLAN  
FISCAL YEAR 2018**

DEPARTMENT/DIVISION	PERSONAL SERVICES	OTHER SERVICES & CHARGES	MATERIALS AND SUPPLIES	TOTAL
City Manager - Operations	283,500	5,150	2,850	291,500
Finance - Revenue	616,600	646,400	11,000	1,274,000
<b>General Government</b>	<b>8,500</b>	<b>1,325,000</b>	<b>3,500</b>	<b>1,337,000</b>
<b>General Services:</b>				
Operations	327,000	79,600	18,800	425,400
Building Maintenance	749,800	9,700	19,200	778,700
Fleet Maintenance	1,334,500	73,200	53,900	1,461,600
Sanitation	2,796,800	1,567,200	1,363,200	5,727,200
Logistics	436,700	27,400	14,700	478,800
<b>Total General Services</b>	<b>5,644,800</b>	<b>1,757,100</b>	<b>1,469,800</b>	<b>8,871,700</b>
<b>Engineering/Construction:</b>				
Construction	651,200	22,300	21,500	695,000
Engineering	943,200	96,200	58,000	1,097,400
Stormwater	431,000	40,400	15,300	486,700
Planning	301,200	85,600	9,800	396,600
<b>Total Engineering/Construction</b>	<b>2,326,600</b>	<b>244,500</b>	<b>104,600</b>	<b>2,675,700</b>
<b>Street/Stormwater - Stormwater</b>	<b>2,842,700</b>	<b>600,400</b>	<b>392,400</b>	<b>3,835,500</b>
<b>Utilities:</b>				
Water Utilities R & C	2,225,400	1,767,896	586,755	4,580,051
Administration	231,700	57,500	8,500	297,700
Water Plant	927,900	1,857,511	1,474,943	4,260,354
Meter Reading	652,100	23,500	340,800	1,016,400
Wastewater Plant	651,500	2,303,949	417,100	3,372,549
Sewer Utilities R & C	919,300	1,320,303	188,906	2,428,509
<b>Total Utilities</b>	<b>5,607,900</b>	<b>7,330,659</b>	<b>3,017,004</b>	<b>15,955,563</b>
<b>TOTAL EXPENDITURES</b>	<b>17,330,600</b>	<b>11,909,209</b>	<b>5,001,154</b>	<b>34,240,963</b>
<b>CAPITAL OUTLAY</b>				<b>35,815,837</b>
<b>Other Financing Uses:</b>				
Debt Service:				9,388,000
Transfers Out				
General Fund				14,300,000
BAEDA				600,000
<b>Total Transfers Out</b>				<b>14,900,000</b>
<b>Total Other Financing Uses</b>				<b>24,288,000</b>
<b>TOTAL BUDGET</b>				<b>94,344,800</b>

**BROKEN ARROW MUNICIPAL AUTHORITY  
ESTIMATED ACTUAL  
FISCAL YEAR 2018**

DEPARTMENT/DIVISION	PERSONAL SERVICES	OTHER SERVICES & CHARGES	MATERIALS AND SUPPLIES	TOTAL
City Manager - Operations	232,900	13,300	1,100	247,300
Finance - Revenue	613,100	706,800	11,200	1,331,100
<b>General Government</b>	<b>8,500</b>	<b>1,033,100</b>	<b>2,400</b>	<b>1,044,000</b>
<b>General Services:</b>				
Operations	267,300	75,900	16,000	359,200
Building Maintenance	667,900	7,500	18,011	693,411
Fleet Maintenance	1,183,068	60,720	52,200	1,295,988
Sanitation	2,058,900	1,565,100	1,030,100	4,654,100
Logistics	358,200	26,500	10,400	395,100
<b>Total General Services</b>	<b>4,535,368</b>	<b>1,735,720</b>	<b>1,126,711</b>	<b>7,397,799</b>
<b>Engineering/Construction:</b>				
Construction	621,700	17,100	14,900	653,700
Engineering	866,500	81,400	39,400	987,300
Stormwater	435,600	31,800	17,400	484,800
Planning	302,000	83,100	7,900	393,000
<b>Total Engineering/Construction</b>	<b>2,225,800</b>	<b>213,400</b>	<b>79,600</b>	<b>2,518,800</b>
<b>Street/Stormwater -</b>				
Stormwater	2,057,900	617,600	443,700	3,119,200
<b>Utilities:</b>				
Water Utilities R & C	2,199,100	1,773,500	583,500	4,556,100
Administration	234,600	10,400	5,200	250,200
Water Plant	885,900	1,747,500	1,477,700	4,111,100
Meter Reading	643,300	25,700	363,400	1,032,400
Wastewater Plant	519,400	1,065,300	308,100	1,892,800
Sewer Utilities R & C	725,000	1,297,400	239,700	2,262,100
<b>Total Utilities</b>	<b>5,207,300</b>	<b>5,919,800</b>	<b>2,977,600</b>	<b>14,104,700</b>
<b>TOTAL EXPENDITURES</b>	<b>14,880,868</b>	<b>10,239,720</b>	<b>4,642,311</b>	<b>29,762,899</b>
<b>CAPITAL OUTLAY</b>				<b>12,628,000</b>
<b>Other Financing Uses:</b>				
Debt Service:				8,452,110
Transfers Out				
General Fund				14,016,680
BAEDA				600,000
<b>Total Transfers Out</b>				<b>14,616,680</b>
<b>Total Other Financing Uses</b>				<b>23,068,790</b>
<b>TOTAL BUDGET</b>				<b>65,459,689</b>



**BROKEN ARROW MUNICIPAL AUTHORITY  
FINANCIAL PLAN  
FISCAL YEAR 2019**

DEPARTMENT/DIVISION	PERSONAL SERVICES	OTHER SERVICES & CHARGES	MATERIALS AND SUPPLIES	TOTAL
<b>City Manager -</b>				
Operations	288,624	9,200	2,500	300,324
<b>Finance -</b>				
Revenue	644,017	733,400	12,500	1,389,917
<b>General Government</b>	<b>8,500</b>	<b>1,401,600</b>	<b>3,500</b>	<b>1,413,600</b>
<b>General Services:</b>				
Operations	321,137	81,750	19,700	422,587
Building Maintenance	749,365	9,400	23,400	782,165
Fleet Maintenance	1,344,311	84,400	56,400	1,485,111
Sanitation	2,835,359	1,618,800	1,035,700	5,489,859
Logistics	417,545	28,100	9,800	455,445
<b>Total General Services</b>	<b>5,667,717</b>	<b>1,822,450</b>	<b>1,145,000</b>	<b>8,635,167</b>
<b>Engineering/Construction:</b>				
Construction	650,949	23,450	32,300	706,699
Engineering	1,132,611	124,200	57,500	1,314,311
Stormwater	506,922	68,200	32,500	607,622
Planning	299,260	141,700	8,000	448,960
<b>Total Engineering/Construction</b>	<b>2,589,742</b>	<b>357,550</b>	<b>130,300</b>	<b>3,077,592</b>
<b>Street/Stormwater -</b>				
Stormwater	2,433,735	672,900	434,900	3,541,535
<b>Utilities:</b>				
Water Utilities R & C	2,167,983	1,822,100	605,300	4,595,383
Administration	326,957	8,600	5,800	341,357
Water Plant	950,072	2,238,900	1,572,800	4,761,772
Meter Reading	649,053	24,900	347,500	1,021,453
Wastewater Plant	696,798	2,512,900	331,800	3,541,498
Sewer Utilities R & C	952,974	1,440,900	263,900	2,657,774
<b>Total Utilities</b>	<b>5,743,837</b>	<b>8,048,300</b>	<b>3,127,100</b>	<b>16,919,237</b>
<b>TOTAL EXPENDITURES</b>	<b>17,376,172</b>	<b>13,045,400</b>	<b>4,855,800</b>	<b>35,277,372</b>
<b>CAPITAL OUTLAY</b>				<b>44,299,789</b>
<b>Other Financing Uses:</b>				
Debt Service:				10,771,000
Transfers Out				
General Fund				14,167,200
BAEDA				600,000
<b>Total Transfers Out</b>				<b>14,767,200</b>
<b>Total Other Financing Uses</b>				<b>25,538,200</b>
<b>TOTAL BUDGET</b>				<b>105,115,361</b>

**BROKEN ARROW MUNICIPAL AUTHORITY  
FINANCIAL PLAN  
FISCAL YEAR 2020**

DEPARTMENT/DIVISION	PERSONAL SERVICES	OTHER SERVICES & CHARGES	MATERIALS AND SUPPLIES	TOTAL
<b>City Manager -</b> Operations	297,714	9,200	1,400	308,314
<b>Finance -</b> Revenue	664,148	730,300	9,000	1,403,448
<b>General Government</b>	<b>8,500</b>	<b>1,410,100</b>	<b>3,500</b>	<b>1,422,100</b>
<b>General Services:</b>				
Operations	331,256	82,400	17,900	431,556
Building Maintenance	773,553	8,000	22,600	804,153
Fleet Maintenance	1,386,162	84,500	56,400	1,527,062
Sanitation	2,924,666	1,637,500	1,051,700	5,613,866
Logistics	431,092	28,100	9,800	468,992
<b>Total General Services</b>	<b>5,846,729</b>	<b>1,840,500</b>	<b>1,158,400</b>	<b>8,845,629</b>
<b>Engineering/Construction:</b>				
Construction	670,910	24,300	24,300	719,510
Engineering	1,207,713	117,800	37,500	1,363,013
Stormwater	527,071	64,900	24,500	616,471
Planning	308,427	104,700	8,000	421,127
<b>Total Engineering/Construction</b>	<b>2,714,121</b>	<b>311,700</b>	<b>94,300</b>	<b>3,120,121</b>
<b>Street/Stormwater -</b> Stormwater	2,511,497	720,600	475,300	3,707,397
<b>Utilities:</b>				
Water Utilities R & C	2,233,391	1,911,400	581,800	4,726,591
Administration	340,175	8,600	5,800	354,575
Water Plant	979,177	2,366,500	1,634,500	4,980,177
Meter Reading	667,755	21,500	346,300	1,035,555
Wastewater Plant	723,898	2,481,800	331,800	3,537,498
Sewer Utilities R & C	982,646	1,511,940	310,700	2,805,286
<b>Total Utilities</b>	<b>5,927,042</b>	<b>8,301,740</b>	<b>3,210,900</b>	<b>17,439,682</b>
<b>TOTAL EXPENDITURES</b>	<b>17,969,751</b>	<b>13,324,140</b>	<b>4,952,800</b>	<b>36,246,691</b>
<b>CAPITAL OUTLAY</b>				<b>1,761,000</b>
<b>Other Financing Uses:</b>				
Debt Service:				9,850,000
Transfers Out				
General Fund				14,500,000
BAEDA				600,000
<b>Total Transfers Out</b>				<b>15,100,000</b>
<b>Total Other Financing Uses</b>				<b>24,950,000</b>
<b>TOTAL BUDGET</b>				<b>62,957,691</b>

## OFFICE OF THE CITY MANAGER

**DIVISIONS:**

City Manager

Operations

**PURPOSE:**

To serve as the Chief Executive Officer of the City of Broken Arrow providing for the oversight and administration of all City departments, directing the implementation of policies and programs adopted by the City Council, resolving citizen concerns, representing the City with in the community, region and state as required and recommending the annual budget and policy recommendations for consideration by the City Council. The City Manager's office is also responsible for communications of City business and plans and the coordination of major projects.

### FINANCIAL HIGHLIGHTS

	FISCAL YEAR 2018 FINANCIAL PLAN	FISCAL YEAR 2018 ESTIMATED ACTUAL	FISCAL YEAR 2019 FINANCIAL PLAN	FISCAL YEAR 2020 FINANCIAL PLAN
<b>PERSONAL SERVICES:</b>				
SALARIES & WAGES	198,500	179,700	206,694	212,998
EMPLOYEE BENEFITS	85,000	53,200	81,930	84,716
<b>TOTAL PERSONAL SERVICES</b>	<b>283,500</b>	<b>232,900</b>	<b>288,624</b>	<b>297,714</b>
<b>OTHER SERVICES &amp; CHARGES</b>				
PROF & TECH SERVICES	2,500	2,800	3,200	3,200
PROPERTY SERVICES	650	0	0	0
OTHER SERVICES	2,000	10,500	6,000	6,000
<b>TOTAL OTHER SERVICES &amp; CHARGES</b>	<b>5,150</b>	<b>13,300</b>	<b>9,200</b>	<b>9,200</b>
<b>MATERIALS &amp; SUPPLIES</b>	<b>2,850</b>	<b>1,100</b>	<b>2,500</b>	<b>1,400</b>
<b>TOTAL OPERATING EXPENSES</b>	<b>291,500</b>	<b>247,300</b>	<b>300,324</b>	<b>308,314</b>

**CITY OF BROKEN ARROW  
BROKEN ARROW MUNICIPAL AUTHORITY  
CITY MANAGER  
Operations Division**

ACCOUNT NUMBER	ACCOUNT DESCRIPTION	FISCAL YEAR	FISCAL YEAR	FISCAL YEAR	FISCAL YEAR
		2018	2018	2019	2020
		BUDGET	ESTIMATED ACTUAL	BUDGET	FINANCIAL PLAN
020-0302-413.10-04	REGULAR	198,500	178,200	203,094	209,398
020-0302-413.10-11	OVERTIME	0	1,500	3,600	3,600
SALARIES AND WAGES		<u>198,500</u>	<u>179,700</u>	<u>206,694</u>	<u>212,998</u>
020-0302-413.20-10	LONGEVITY	700	700	800	808
020-0302-413.20-21	SOCIAL SECURITY	15,400	10,500	15,600	16,053
020-0302-413.20-22	RETIREMENT	20,000	16,500	21,121	21,743
020-0302-413.20-26	INSURANCE	42,300	19,000	37,076	38,587
020-0302-413.20-40	CAR ALLOWANCE	4,800	4,700	4,656	4,848
020-0302-413.20-41	CELL PHONE ALLOWANCE	1,800	1,800	2,677	2,677
EMPLOYEE BENEFITS		<u>85,000</u>	<u>53,200</u>	<u>81,930</u>	<u>84,716</u>
PERSONAL SERVICES		<u>283,500</u>	<u>232,900</u>	<u>288,624</u>	<u>297,714</u>
020-0302-413.30-11	REG. FEES & CERTIFICATION	1,500	2,000	2,200	2,200
020-0302-413.30-85	MEMBERSHIP DUES	1,000	800	1,000	1,000
PROF & TECH SERVICES		<u>2,500</u>	<u>2,800</u>	<u>3,200</u>	<u>3,200</u>
020-0302-413.40-55	MAINTENANCE SERVICES	650	0	0	0
PROPERTY SERVICES		<u>650</u>	<u>0</u>	<u>0</u>	<u>0</u>
020-0302-413.50-03	TRAVEL & EXPENSES	1,500	5,000	5,000	5,000
020-0302-413.50-37	TEMPORARY SERVICES	0	5,500	0	0
020-0302-413.50-54	OUTSIDE DATA SERVICES	0	0	500	500
020-0302-413.50-86	MISCELLANEOUS	500	0	500	500
OTHER SERVICES		<u>2,000</u>	<u>10,500</u>	<u>6,000</u>	<u>6,000</u>
OTHER SERVICES & CHARGES		<u>5,150</u>	<u>13,300</u>	<u>9,200</u>	<u>9,200</u>
020-0302-413.60-03	OFFICE SUPPLIES	1,000	100	500	500
020-0302-413.60-23	MATERIAL & SUPPLIES	350	100	300	300
020-0302-413.60-24	OTHER EQUIPMENT	1,000	700	1,600	500
020-0302-413.60-28	BOOKS, MAGS, & SUBSCRIPT.	500	200	100	100
MATERIAL & SUPPLIES		<u>2,850</u>	<u>1,100</u>	<u>2,500</u>	<u>1,400</u>
CITY MANAGER		<u>291,500</u>	<u>247,300</u>	<u>300,324</u>	<u>308,314</u>

## FINANCE DEPARTMENT

**DIVISIONS:**

Revenue

**PURPOSE:**

The Revenue Division's purpose is to provide prompt and courteous service to the citizens of the City by coordinating with the Water, Sewer, Stormwater and Sanitation utilities for timely levels of service, presenting accurate customer bills on a timely basis, facilitate information and community news through messages on the monthly bills, collect and accurately post payments to the appropriate customer accounts and deposit all collections for the day.

### FINANCIAL HIGHLIGHTS

	FISCAL YEAR 2017 FINANCIAL PLAN	FISCAL YEAR 2017 ESTIMATED ACTUAL	FISCAL YEAR 2018 FINANCIAL PLAN	FISCAL YEAR 2019 FINANCIAL PLAN
<b>PERSONAL SERVICES:</b>				
SALARIES & WAGES	402,500	402,400	426,118	438,338
EMPLOYEE BENEFITS	214,100	210,700	217,899	225,810
<b>TOTAL PERSONAL SERVICES</b>	<b>616,600</b>	<b>613,100</b>	<b>644,017</b>	<b>664,148</b>
<b>OTHER SERVICES &amp; CHARGES</b>				
PROF & TECH SERVICES	42,500	42,200	62,000	63,500
PROPERTY SERVICES	37,200	42,900	45,900	46,300
OTHER SERVICES	566,700	621,700	625,500	620,500
<b>TOTAL OTHER SERVICES &amp; CHARGES</b>	<b>646,400</b>	<b>706,800</b>	<b>733,400</b>	<b>730,300</b>
<b>MATERIALS &amp; SUPPLIES</b>	<b>11,000</b>	<b>11,200</b>	<b>12,500</b>	<b>9,000</b>
<b>TOTAL OPERATING EXPENSES</b>	<b>1,274,000</b>	<b>1,331,100</b>	<b>1,389,917</b>	<b>1,403,448</b>

**CITY OF BROKEN ARROW  
BROKEN ARROW MUNICIPAL AUTHORITY  
FINANCE DEPARTMENT  
Revenue Division**

ACCOUNT NUMBER ACCOUNT DESCRIPTION	FISCAL YEAR	FISCAL YEAR	FISCAL YEAR	FISCAL YEAR
	2018 BUDGET	2018 ESTIMATED ACTUAL	2019 BUDGET	2020 FINANCIAL PLAN
020-0503-415.10-04 REGULAR	370,000	372,400	393,618	405,838
020-0503-415.10-05 VARIABLE PAY PROGRAM	2,500	0	2,500	2,500
020-0503-415.10-11 OVERTIME	30,000	30,000	30,000	30,000
SALARIES AND WAGES	<u>402,500</u>	<u>402,400</u>	<u>426,118</u>	<u>438,338</u>
020-0503-415.20-10 LONGEVITY	7,500	7,500	7,300	7,373
020-0503-415.20-21 SOCIAL SECURITY	28,800	29,900	28,986	29,843
020-0503-415.20-22 RETIREMENT	38,000	40,800	40,163	41,377
020-0503-415.20-26 INSURANCE	139,800	132,200	140,519	146,286
020-0503-415.20-41 CELL PHONE ALLOWANCE	0	300	931	931
EMPLOYEE BENEFITS	<u>214,100</u>	<u>210,700</u>	<u>217,899</u>	<u>225,810</u>
PERSONAL SERVICES	<u>616,600</u>	<u>613,100</u>	<u>644,017</u>	<u>664,148</u>
020-0503-415.30-11 REG. FEES & CERTIFICATION	2,500	2,500	5,500	5,500
020-0503-415.30-81 AUDIT FEES	36,000	36,000	27,500	29,000
020-0503-415.30-85 MEMBERSHIP DUES	500	200	500	500
020-0503-415.30-87 PROFESSIONAL SERVICES	3,500	3,500	28,500	28,500
PROF & TECH SERVICES	<u>42,500</u>	<u>42,200</u>	<u>62,000</u>	<u>63,500</u>
020-0503-415.40-33 OTHER RENTAL	1,200	1,100	5,100	5,500
020-0503-415.40-55 MAINTENANCE SERVICES	36,000	41,800	40,800	40,800
PROPERTY SERVICES	<u>37,200</u>	<u>42,900</u>	<u>45,900</u>	<u>46,300</u>
020-0503-415.50-03 TRAVEL & EXPENSES	2,400	3,000	3,000	3,000
020-0503-415.50-28 CONTRACT SERVICES	164,300	176,700	172,500	172,500
020-0503-415.50-39 POSTAGE	210,000	200,000	225,000	220,000
020-0503-415.50-55 CREDIT CARD CHARGES	190,000	242,000	225,000	225,000
OTHER SERVICES	<u>566,700</u>	<u>621,700</u>	<u>625,500</u>	<u>620,500</u>
OTHER SERVICES & CHARGES	<u>646,400</u>	<u>706,800</u>	<u>733,400</u>	<u>730,300</u>
020-0503-415.60-03 OFFICE SUPPLIES	4,000	3,800	4,000	4,000
020-0503-415.60-18 BLDG MATERIAL & SUPPLIE	2,000	2,000	0	0
020-0503-415.60-23 MATERIAL & SUPPLIES	2,000	2,000	3,000	3,000
020-0503-415.60-24 OTHER EQUIPMENT	3,000	3,400	5,500	2,000
MATERIAL & SUPPLIES	<u>11,000</u>	<u>11,200</u>	<u>12,500</u>	<u>9,000</u>
FINANCE	<u>1,274,000</u>	<u>1,331,100</u>	<u>1,389,917</u>	<u>1,403,448</u>

## GENERAL GOVERNMENT

**PURPOSE:**

The General Government program assembles all general purpose expenditure requirements that are not chargeable to specific departments. These expenditures do not include any personnel costs except for unemployment benefits, but do include such type of expenditures as building maintenance for City Hall, expenditures relating to conducting the City's business by BAMA Trustees and other general expenses for the operation of BAMA.

### FINANCIAL HIGHLIGHTS

	FISCAL YEAR 2017 FINANCIAL PLAN	FISCAL YEAR 2017 ESTIMATED ACTUAL	FISCAL YEAR 2018 FINANCIAL PLAN	FISCAL YEAR 2019 FINANCIAL PLAN
<b>PERSONAL SERVICES:</b>				
SALARIES & WAGES	0	0	0	0
EMPLOYEE BENEFITS	8,500	8,500	8,500	8,500
<b>TOTAL PERSONAL SERVICES</b>	<b>8,500</b>	<b>8,500</b>	<b>8,500</b>	<b>8,500</b>
<b>OTHER SERVICES &amp; CHARGES</b>				
PROF & TECH SERVICES	171,900	191,500	222,500	220,000
PROPERTY SERVICES	22,100	24,100	31,100	32,100
OTHER SERVICES	1,131,000	817,500	1,148,000	1,158,000
<b>TOTAL OTHER SERVICES &amp; CHARGES</b>	<b>1,325,000</b>	<b>1,033,100</b>	<b>1,401,600</b>	<b>1,410,100</b>
<b>MATERIALS &amp; SUPPLIES</b>	<b>3,500</b>	<b>2,400</b>	<b>3,500</b>	<b>3,500</b>
<b>TOTAL OPERATING EXPENSES</b>	<b>1,337,000</b>	<b>1,044,000</b>	<b>1,413,600</b>	<b>1,422,100</b>

**CITY OF BROKEN ARROW  
BROKEN ARROW MUNICIPAL AUTHORITY  
GENERAL GOVERNMENT**

ACCOUNT NUMBER ACCOUNT DESCRIPTION	FISCAL YEAR	FISCAL YEAR	FISCAL YEAR	FISCAL YEAR
	2018 BUDGET	2018 ESTIMATED ACTUAL	2019 BUDGET	2020 FINANCIAL PLAN
020-1700-419.20-25 UNEMPLOYMENT COMPENSATION	6,000	6,000	6,000	6,000
020-1700-419.20-28 PCORI FEE	2,500	2,500	2,500	2,500
EMPLOYEE BENEFITS	<u>8,500</u>	<u>8,500</u>	<u>8,500</u>	<u>8,500</u>
PERSONAL SERVICES	<u>8,500</u>	<u>8,500</u>	<u>8,500</u>	<u>8,500</u>
020-1700-419.30-08 LEGAL EXPENSES - LABOR	10,000	17,000	15,000	15,000
020-1700-419.30-09 LEGAL EXPENSE LITIGATION	50,000	25,000	50,000	50,000
020-1700-419.30-11 REG. FEES & CERTIFICATION	0	0	0	0
020-1700-419.30-85 MEMBERSHIP DUES	76,800	74,500	82,500	80,000
020-1700-419.30-87 PROFESSIONAL SERVICES	35,100	75,000	75,000	75,000
PROF & TECH SERVICES	<u>171,900</u>	<u>191,500</u>	<u>222,500</u>	<u>220,000</u>
020-1700-419.40-07 PROPERTY MAINTENANCE	22,000	15,000	22,000	22,000
20-1700-419.40-28 MISC CONTRACT SERVICES	0	9,000	9,000	10,000
020-1700-419.40-33 OTHER RENTAL	100	100	100	100
PROPERTY SERVICES	<u>22,100</u>	<u>24,100</u>	<u>31,100</u>	<u>32,100</u>
020-1700-419.50-03 TRAVEL & EXPENSES	0	0	0	0
020-1700-419.50-09 MISCELLANEOUS TORT CLAIMS	38,000	15,000	38,000	38,000
020-1700-419.50-11 WORKERS COMP	600,000	600,000	600,000	600,000
020-1700-419.50-22 TELEPHONE	7,000	7,000	7,000	7,000
020-1700-419.50-24 UTILITIES (ONG)	3,000	3,000	3,000	3,000
020-1700-419.50-25 UTILITIES (PSO)	15,000	15,000	15,000	15,000
020-1700-419.50-36 PRINTING SERVICES	15,000	2,500	15,000	15,000
020-1700-419.50-39 POSTAGE	0	0	0	0
020-1700-419.50-76 INSURANCE-GENERAL	130,000	160,000	150,000	160,000
020-1700-419.50-86 MISCELLANEOUS	300,000	0	300,000	300,000
020-1700-419.50-89 EMPLOYEE/CITIZEN ACTIVITY	23,000	15,000	20,000	20,000
OTHER SERVICES	<u>1,131,000</u>	<u>817,500</u>	<u>1,148,000</u>	<u>1,158,000</u>
OTHER SERVICES & CHARGES	<u>1,325,000</u>	<u>1,033,100</u>	<u>1,401,600</u>	<u>1,410,100</u>
020-1700-419.60-03 OFFICE SUPPLIES	500	200	500	500
020-1700-419.60-23 MATERIAL & SUPPLIES	1,000	200	1,000	1,000
020-1700-419.60-24 OTHER EQUIPMENT	0	0	0	0
020-1700-419.60-30 JANITORIAL SUPPLIES	2,000	2,000	2,000	2,000
MATERIAL & SUPPLIES	<u>3,500</u>	<u>2,400</u>	<u>3,500</u>	<u>3,500</u>
GENERAL GOVERNMENT	<u><u>1,337,000</u></u>	<u><u>1,044,000</u></u>	<u><u>1,413,600</u></u>	<u><u>1,422,100</u></u>



## GENERAL SERVICES DEPARTMENT

**DIVISIONS:**

Operations  
 Fleet Maintenance  
 Building Maintenance

Sanitation  
 Logistics

**PURPOSE:**

The General Services Department operates the sanitation functions of trash pickup and recycling. It also performs the vehicle and building maintenance functions for the City. The Logistics Division processes all purchase requisitions and issues purchase orders for the City. It is also the central receiving point for materials ordered and maintains the main warehouse.

### FINANCIAL HIGHLIGHTS

	FISCAL YEAR 2017 FINANCIAL PLAN	FISCAL YEAR 2017 ESTIMATED ACTUAL	FISCAL YEAR 2018 FINANCIAL PLAN	FISCAL YEAR 2019 FINANCIAL PLAN
<b>PERSONAL SERVICES:</b>				
SALARIES & WAGES	3,633,900	3,047,100	3,723,884	3,831,852
EMPLOYEE BENEFITS	2,010,900	1,488,268	1,943,833	2,014,877
<b>TOTAL PERSONAL SERVICES</b>	<b>5,644,800</b>	<b>4,535,368</b>	<b>5,667,717</b>	<b>5,846,729</b>
<b>OTHER SERVICES &amp; CHARGES</b>				
PROF & TECH SERVICES	10,500	5,500	18,100	17,800
PROPERTY SERVICES	734,200	723,000	796,550	807,800
OTHER SERVICES	1,012,400	1,007,220	1,007,800	1,014,900
<b>TOTAL OTHER SERVICES &amp; CHARGES</b>	<b>1,757,100</b>	<b>1,735,720</b>	<b>1,822,450</b>	<b>1,840,500</b>
<b>MATERIALS &amp; SUPPLIES</b>	<b>1,469,800</b>	<b>1,126,711</b>	<b>1,145,000</b>	<b>1,158,400</b>
<b>TOTAL OPERATING EXPENSES</b>	<b>8,871,700</b>	<b>7,397,799</b>	<b>8,635,167</b>	<b>8,845,629</b>

**CITY OF BROKEN ARROW  
BROKEN ARROW MUNICIPAL AUTHORITY  
OPERATIONS DEPARTMENT  
Operations Division**

ACCOUNT NUMBER ACCOUNT DESCRIPTION	FISCAL YEAR	FISCAL YEAR	FISCAL YEAR	FISCAL YEAR
	2018 BUDGET	2018 ESTIMATED ACTUAL	2019 BUDGET	2020 FINANCIAL PLAN
020-5100-437.10-04 REGULAR	234,100	192,500	228,839	235,944
020-5100-437.10-05 VARIABLE PAY PROGRAM	1,000	1,000	1,000	1,000
020-5100-437.10-11 OVERTIME	2,200	1,000	2,200	2,200
<b>SALARIES AND WAGES</b>	<b>237,300</b>	<b>194,500</b>	<b>232,039</b>	<b>239,144</b>
020-5100-437.20-10 LONGEVITY	4,000	3,000	3,100	3,131
020-5100-437.20-12 EDUCATION/PERFORMANCE	0	700	600	607
020-5100-437.20-21 SOCIAL SECURITY	18,400	14,500	17,424	17,932
020-5100-437.20-22 RETIREMENT	24,000	18,200	23,336	24,024
020-5100-437.20-26 INSURANCE	42,700	35,800	43,707	45,487
020-5100-437.20-41 CELL PHONE ALLOWANCE	600	600	931	931
<b>EMPLOYEE BENEFITS</b>	<b>89,700</b>	<b>72,800</b>	<b>89,098</b>	<b>92,112</b>
<b>PERSONAL SERVICES</b>	<b>327,000</b>	<b>267,300</b>	<b>321,137</b>	<b>331,256</b>
020-5100-437.30-11 REG. FEES & CERTIFICATION	1,000	500	1,000	1,000
<b>PROF &amp; TECH SERVICES</b>	<b>1,000</b>	<b>500</b>	<b>1,000</b>	<b>1,000</b>
020-5100-437.40-07 BUILDING MAINTENANCE	12,600	10,000	12,600	12,600
020-5100-437.40-20 VEHICLE REPAIR	0	0	1,200	1,200
020-5100-437.40-31 UNIFORM RENTAL/SERVICES	0	100	0	0
020-5100-437.40-33 OTHER RENTAL	1,800	1,600	2,150	2,100
020-5100-437.40-55 MAINTENANCE SERVICES	7,800	7,800	8,200	8,300
<b>PROPERTY SERVICES</b>	<b>22,200</b>	<b>19,500</b>	<b>24,150</b>	<b>24,200</b>
020-5100-437.50-03 TRAVEL & EXPENSES	100	100	100	100
020-5100-437.50-22 TELEPHONE	12,600	12,600	13,000	13,500
020-5100-437.50-24 UTILITIES (ONG)	6,200	6,200	6,200	6,300
020-5100-437.50-25 UTILITIES (PSO)	36,000	36,000	36,000	36,000
020-5100-437.50-86 MISCELLANEOUS	500	500	500	500
020-5100-437.50-89 EMPLOYEE/CITIZEN ACTIVI	1,000	500	800	800
<b>OTHER SERVICES</b>	<b>56,400</b>	<b>55,900</b>	<b>56,600</b>	<b>57,200</b>
<b>OTHER SERVICES &amp; CHARGES</b>	<b>79,600</b>	<b>75,900</b>	<b>81,750</b>	<b>82,400</b>

**CITY OF BROKEN ARROW  
BROKEN ARROW MUNICIPAL AUTHORITY  
OPERATIONS DEPARTMENT  
Operations Division**

ACCOUNT NUMBER ACCOUNT DESCRIPTION	FISCAL YEAR 2018 BUDGET	FISCAL YEAR 2018 ESTIMATED ACTUAL	FISCAL YEAR 2019 BUDGET	FISCAL YEAR 2020 FINANCIAL PLAN
020-5100-437.60-03 OFFICE SUPPLIES	4,000	4,000	4,500	5,000
020-5100-437.60-10 UNIFORMS	200	200	200	200
020-5100-437.60-18 BLDG MATERIAL & SUPPLIES	7,600	5,000	6,000	6,000
020-5100-437.60-19 TIRES & TUBES	400	100	400	400
020-5100-437.60-20 VEHICLE REPAIR PARTS	600	700	600	600
020-5100-437.60-21 FUEL & LUBRICANTS	800	800	800	800
020-5100-437.60-23 MATERIAL & SUPPLIES	2,400	2,400	2,400	2,400
020-5100-437.60-24 OTHER EQUIPMENT	2,800	2,800	4,600	2,300
020-5100-437.60-50 RADIO MAINTENANCE MATERIAL & SUPPLIES	<u>0</u>	<u>0</u>	<u>200</u>	<u>200</u>
	<u>18,800</u>	<u>16,000</u>	<u>19,700</u>	<u>17,900</u>
 OPERATIONS	 <u>425,400</u>	 <u>359,200</u>	 <u>422,587</u>	 <u>431,556</u>

**CITY OF BROKEN ARROW  
BROKEN ARROW MUNICIPAL AUTHORITY  
OPERATIONS DEPARTMENT  
Building Maintenance Division**

ACCOUNT NUMBER ACCOUNT DESCRIPTION	FISCAL YEAR	FISCAL YEAR	FISCAL YEAR	FISCAL YEAR
	2018 BUDGET	2018 ESTIMATED ACTUAL	2019 BUDGET	2020 FINANCIAL PLAN
020-5115-437.10-04 REGULAR	466,200	434,300	481,601	496,553
020-5115-437.10-05 VARIABLE PAY PROGRAM	1,000	500	1,000	1,000
020-5115-437.10-11 OVERTIME	10,000	10,000	10,000	10,000
SALARIES AND WAGES	<u>477,200</u>	<u>444,800</u>	<u>492,601</u>	<u>507,553</u>
020-5115-437.20-10 LONGEVITY	11,000	10,700	10,800	10,909
020-5115-437.20-21 SOCIAL SECURITY	36,400	32,800	36,361	37,453
020-5115-437.20-22 RETIREMENT	49,300	45,300	49,301	50,801
020-5115-437.20-26 INSURANCE	175,300	133,700	159,371	165,906
020-5115-437.20-41 CELL PHONE ALLOWANCE	600	600	931	931
EMPLOYEE BENEFITS	<u>272,600</u>	<u>223,100</u>	<u>256,764</u>	<u>266,000</u>
PERSONAL SERVICES	<u>749,800</u>	<u>667,900</u>	<u>749,365</u>	<u>773,553</u>
020-5115-437.30-11 REG. FEES & CERTIFICATION	1,500	100	500	500
PROF & TECH SERVICES	<u>1,500</u>	<u>100</u>	<u>500</u>	<u>500</u>
020-5115-437.40-20 VEHICLE REPAIR	1,600	800	1,600	1,600
020-5115-437.40-31 UNIFORM RENTAL/SERVICES	2,600	2,600	2,700	2,800
020-5115-437.40-33 OTHER RENTAL	400	400	900	900
020-5115-437.40-55 MAINTENANCE SERVICES	2,700	2,700	2,800	1,300
PROPERTY SERVICES	<u>7,300</u>	<u>6,500</u>	<u>8,000</u>	<u>6,600</u>
020-5115-437.50-22 TELEPHONE	400	400	400	400
020-5115-437.50-86 MISCELLANEOUS	500	500	500	500
OTHER SERVICES	<u>900</u>	<u>900</u>	<u>900</u>	<u>900</u>
OTHER SERVICES & CHARGES	<u>9,700</u>	<u>7,500</u>	<u>9,400</u>	<u>8,000</u>
020-5115-437.60-03 OFFICE SUPPLIES	0	100	200	200
020-5115-437.60-10 UNIFORMS	2,300	1,100	2,400	2,400
020-5115-437.60-18 BLDG MATERIAL & SUPPLIES	0	100	0	0
020-5115-437.60-19 TIRES & TUBES	2,100	2,000	2,200	2,200
020-5115-437.60-20 VEHICLE REPAIR PARTS	3,100	2,000	3,100	3,100
020-5115-437.60-21 FUEL & LUBRICANTS	6,500	8,000	8,000	8,500
020-5115-437.60-23 MATERIAL & SUPPLIES	1,000	1,000	2,300	1,000
020-5115-437.60-24 OTHER EQUIPMENT	3,200	3,200	4,200	4,200
020-5115-437.60-27 CONCRETE & AGGREGATE	0	11	0	0
020-5115-437.60-31 OTHER EQUIP PARTS/MAINT	1,000	500	1,000	1,000
MATERIALS & SUPPLIES	<u>19,200</u>	<u>18,011</u>	<u>23,400</u>	<u>22,600</u>
BUILDING MAINTENANCE	<u>778,700</u>	<u>693,411</u>	<u>782,165</u>	<u>804,153</u>

**CITY OF BROKEN ARROW  
BROKEN ARROW MUNICIPAL AUTHORITY  
OPERATIONS DEPARTMENT  
Fleet Maintenance Division**

ACCOUNT NUMBER ACCOUNT DESCRIPTION	FISCAL YEAR	FISCAL YEAR	FISCAL YEAR	FISCAL YEAR
	2018 BUDGET	2018 ESTIMATED ACTUAL	2019 BUDGET	2020 FINANCIAL PLAN
020-5120-437.10-04 REGULAR	813,900	735,000	850,279	876,676
020-5120-437.10-05 VARIABLE PAY PROGRAM	2,000	1,500	2,000	2,000
020-5120-437.10-11 OVERTIME	75,000	85,000	65,000	65,000
020-5120-437.10-19 INJURY PAY	0	700	0	0
SALARIES AND WAGES	<u>890,900</u>	<u>822,200</u>	<u>917,279</u>	<u>943,676</u>
020-5120-437.20-10 LONGEVITY	11,200	11,200	13,100	13,231
020-5120-437.20-12 EDUCATION/PERFORMANCE	1,200	1,200	1,200	1,212
020-5120-437.20-21 SOCIAL SECURITY	63,000	60,400	64,207	66,161
020-5120-437.20-22 RETIREMENT	84,100	81,300	87,939	90,658
020-5120-437.20-26 INSURANCE	268,900	191,368	245,347	255,395
020-5120-437.20-31 TOOL ALLOWANCE	14,600	14,800	14,308	14,898
020-5120-437.20-41 CELL PHONE ALLOWANCE	600	600	931	931
EMPLOYEE BENEFITS	<u>443,600</u>	<u>360,868</u>	<u>427,032</u>	<u>442,486</u>
PERSONAL SERVICES	<u>1,334,500</u>	<u>1,183,068</u>	<u>1,344,311</u>	<u>1,386,162</u>
020-5120-437.30-11 REG. FEES & CERTIFICATION	4,600	3,000	4,000	4,000
020-5120-437.30-84 MEDICAL VACCINATION	0	0	9,200	9,200
PROF & TECH SERVICES	<u>4,600</u>	<u>3,000</u>	<u>13,200</u>	<u>13,200</u>
020-5120-437.40-07 BUILDING MAINTENANCE	5,700	700	5,700	5,700
020-5120-437.40-20 VEHICLE REPAIR	1,700	1,700	1,700	1,700
020-5120-437.40-29 OTHER EQUIPMENT REPAIR	8,000	5,000	8,000	8,000
020-5120-437.40-31 UNIFORM RENTAL/SERVICES	5,800	5,800	5,800	5,800
020-5120-437.40-33 OTHER RENTAL	6,100	6,000	8,000	8,000
020-5120-437.40-50 RADIO MAINTENANCE-OUTSI	0	0	400	400
020-5120-437.40-55 MAINTENANCE SERVICES	16,600	16,600	14,800	14,900
PROPERTY SERVICES	<u>43,900</u>	<u>35,800</u>	<u>44,400</u>	<u>44,500</u>
020-5120-437.50-03 TRAVEL & EXPENSES	2,000	500	2,300	2,300
020-5120-437.50-22 TELEPHONE	500	420	2,300	2,300
020-5120-437.50-24 UTILITIES (ONG)	5,500	5,500	5,500	5,500
020-5120-437.50-25 UTILITIES (PSO)	16,200	15,000	16,200	16,200
020-5120-437.50-86 MISCELLANEOUS	500	500	500	500
OTHER SERVICES	<u>24,700</u>	<u>21,920</u>	<u>26,800</u>	<u>26,800</u>
OTHER SERVICES & CHARGES	<u>73,200</u>	<u>60,720</u>	<u>84,400</u>	<u>84,500</u>

**CITY OF BROKEN ARROW  
BROKEN ARROW MUNICIPAL AUTHORITY  
OPERATIONS DEPARTMENT  
Fleet Maintenance Division**

ACCOUNT NUMBER ACCOUNT DESCRIPTION	FISCAL YEAR	FISCAL YEAR	FISCAL YEAR	FISCAL YEAR
	2018 BUDGET	2018 ESTIMATED ACTUAL	2019 BUDGET	2020 FINANCIAL PLAN
020-5120-437.60-03 OFFICE SUPPLIES	1,000	600	1,000	1,000
020-5120-437.60-10 UNIFORMS	4,200	5,000	4,200	4,200
020-5120-437.60-18 BLDG MATERIAL & SUPPLIES	2,000	2,000	2,000	2,000
020-5120-437.60-19 TIRES & TUBES	1,300	1,300	1,300	1,300
020-5120-437.60-20 VEHICLE REPAIR PARTS	7,000	3,000	5,000	5,000
020-5120-437.60-21 FUEL & LUBRICANTS	8,500	8,500	10,000	11,000
020-5120-437.60-23 MATERIAL & SUPPLIES	19,000	19,000	19,000	19,000
020-5120-437.60-24 OTHER EQUIPMENT	8,000	10,000	11,000	10,000
020-5120-437.60-28 BOOKS, MAGS, & SUBSCRIPT.	0	100	0	0
020-5120-437.60-30 JANITORIAL SUPPLIES	2,500	2,500	2,500	2,500
020-5120-437.60-50 RADIO MAINTENANCE MATERIAL & SUPPLIES	400	200	400	400
	<u>53,900</u>	<u>52,200</u>	<u>56,400</u>	<u>56,400</u>
 FLEET MAINTENANCE	 <u>1,461,600</u>	 <u>1,295,988</u>	 <u>1,485,111</u>	 <u>1,527,062</u>

**CITY OF BROKEN ARROW  
BROKEN ARROW MUNICIPAL AUTHORITY  
OPERATIONS DEPARTMENT  
Sanitation Division**

ACCOUNT NUMBER ACCOUNT DESCRIPTION	FISCAL YEAR	FISCAL YEAR	FISCAL YEAR	FISCAL YEAR
	2018 BUDGET	2018 ESTIMATED ACTUAL	2019 BUDGET	2020 FINANCIAL PLAN
020-5125-436.10-04 REGULAR	1,597,600	1,186,500	1,638,762	1,689,639
020-5125-436.10-05 VARIABLE PAY PROGRAM	3,500	2,500	3,500	3,500
020-5125-436.10-11 OVERTIME	160,000	160,000	160,000	160,000
020-5125-436.10-19 INJURY PAY	0	400	0	0
SALARIES AND WAGES	<u>1,761,100</u>	<u>1,349,400</u>	<u>1,802,262</u>	<u>1,853,139</u>
020-5125-436.20-10 LONGEVITY	34,200	33,000	32,400	32,724
020-5125-436.20-21 SOCIAL SECURITY	122,900	97,500	122,441	126,182
020-5125-436.20-22 RETIREMENT	163,300	133,500	167,115	172,295
020-5125-436.20-26 INSURANCE	714,700	444,900	710,210	739,395
020-5125-436.20-41 CELL PHONE ALLOWANCE	600	600	931	931
EMPLOYEE BENEFITS	<u>1,035,700</u>	<u>709,500</u>	<u>1,033,097</u>	<u>1,071,527</u>
PERSONAL SERVICES	<u>2,796,800</u>	<u>2,058,900</u>	<u>2,835,359</u>	<u>2,924,666</u>
020-5125-436.30-11 REG. FEES & CERTIFICATION	600	100	300	300
020-5125-436.30-84 MEDICAL VACCINATION	600	0	600	600
PROF & TECH SERVICES	<u>1,200</u>	<u>100</u>	<u>900</u>	<u>900</u>
020-5125-436.40-20 VEHICLE REPAIR	29,200	25,000	28,900	29,500
020-5125-436.40-30 CONTRACT LANDFILL SERVICE	569,500	569,500	609,800	621,300
020-5125-436.40-31 UNIFORM RENTAL/SERVICES	10,000	10,000	11,500	11,500
020-5125-436.40-55 MAINTENANCE SERVICES	35,300	40,000	51,800	51,900
020-5125-436.40-63 MAINT. RECYCLE CENTER	0	500	1,000	1,000
PROPERTY SERVICES	<u>644,000</u>	<u>645,000</u>	<u>703,000</u>	<u>715,200</u>
020-5125-436.50-03 TRAVEL & EXPENSES	4,000	2,000	2,000	2,000
020-5125-436.50-10 SERVICE CONTRACTS	125,000	125,000	123,500	126,000
020-5125-436.50-37 TEMPORARY SERVICES	297,000	297,000	299,000	299,000
020-5125-436.50-84 PILOT	495,500	495,500	489,900	493,900
020-5125-436.50-86 MISCELLANEOUS	500	500	500	500
OTHER SERVICES	<u>922,000</u>	<u>920,000</u>	<u>914,900</u>	<u>921,400</u>
OTHER SERVICES & CHARGES	<u>1,567,200</u>	<u>1,565,100</u>	<u>1,618,800</u>	<u>1,637,500</u>

**CITY OF BROKEN ARROW  
BROKEN ARROW MUNICIPAL AUTHORITY  
OPERATIONS DEPARTMENT  
Sanitation Division**

ACCOUNT NUMBER ACCOUNT DESCRIPTION	FISCAL YEAR	FISCAL YEAR	FISCAL YEAR	FISCAL YEAR
	2018 BUDGET	2018 ESTIMATED ACTUAL	2019 BUDGET	2020 FINANCIAL PLAN
020-5125-436.60-10 UNIFORMS	7,500	6,500	7,500	7,500
020-5125-436.60-19 TIRES & TUBES	180,800	180,800	181,200	181,200
020-5125-436.60-20 VEHICLE REPAIR PARTS	132,000	132,000	126,500	126,500
020-5125-436.60-21 FUEL & LUBRICANTS	180,000	170,000	185,000	185,000
020-5125-436.60-23 MATERIAL & SUPPLIES	5,000	5,000	5,000	5,000
020-5125-436.60-24 OTHER EQUIPMENT	4,300	2,200	2,100	2,100
020-5125-436.60-25 SANITATION TRASH BAGS	850,200	532,000	524,000	540,000
020-5125-436.60-42 TRASH CONTAINERS	2,400	500	2,400	2,400
020-5125-436.60-50 RADIO MAINTENANCE	1,000	1,000	1,000	1,000
020-5125-436.60-63 RECYCLE CENTER MAINT MATERIAL & SUPPLIES	0	100	1,000	1,000
	1,363,200	1,030,100	1,035,700	1,051,700
 SANITATION	 5,727,200	 4,654,100	 5,489,859	 5,613,866



**CITY OF BROKEN ARROW  
BROKEN ARROW MUNICIPAL AUTHORITY  
OPERATIONS DEPARTMENT  
Logistics Division**

ACCOUNT NUMBER ACCOUNT DESCRIPTION	FISCAL YEAR	FISCAL YEAR	FISCAL YEAR	FISCAL YEAR
	2018 BUDGET	2018 ESTIMATED ACTUAL	2019 BUDGET	2020 FINANCIAL PLAN
020-5130-437.10-04 REGULAR	266,400	235,000	278,203	286,840
020-5130-437.10-05 VARIABLE PAY PROGRAM	1,000	1,000	1,000	1,000
020-5130-437.10-11 OVERTIME	0	200	500	500
SALARIES AND WAGES	<u>267,400</u>	<u>236,200</u>	<u>279,703</u>	<u>288,340</u>
020-5130-437.20-10 LONGEVITY	9,200	7,300	8,100	8,181
020-5130-437.20-21 SOCIAL SECURITY	20,200	16,400	20,905	21,550
020-5130-437.20-22 RETIREMENT	27,200	22,800	28,606	29,502
020-5130-437.20-26 INSURANCE	112,700	75,500	80,231	83,519
EMPLOYEE BENEFITS	<u>169,300</u>	<u>122,000</u>	<u>137,842</u>	<u>142,752</u>
PERSONAL SERVICES	<u>436,700</u>	<u>358,200</u>	<u>417,545</u>	<u>431,092</u>
020-5130-437.30-11 REG. FEES & CERTIFICATION	2,200	1,500	2,500	2,200
020-5130-437.30-85 MEMBERSHIP DUES	0	300	0	0
PROF & TECH SERVICES	<u>2,200</u>	<u>1,800</u>	<u>2,500</u>	<u>2,200</u>
020-5130-437.40-20 VEHICLE REPAIR	1,000	500	1,000	1,000
020-5130-437.40-31 UNIFORM RENTAL/SERVICES	500	400	500	500
020-5130-437.40-33 OTHER RENTAL	1,400	1,400	1,500	1,500
020-5130-437.40-55 MAINTENANCE SERVICES	13,900	13,900	14,000	14,300
PROPERTY SERVICES	<u>16,800</u>	<u>16,200</u>	<u>17,000</u>	<u>17,300</u>
020-5130-437.50-03 TRAVEL & EXPENSES	0	100	100	100
020-5130-437.50-05 LEGAL PUBLICATIONS	4,900	4,900	5,000	5,000
020-5130-437.50-39 POSTAGE	3,000	3,000	3,000	3,000
020-5130-437.50-86 MISCELLANEOUS	500	500	500	500
OTHER SERVICES	<u>8,400</u>	<u>8,500</u>	<u>8,600</u>	<u>8,600</u>
OTHER SERVICES & CHARGES	<u>27,400</u>	<u>26,500</u>	<u>28,100</u>	<u>28,100</u>
020-5130-437.60-03 OFFICE SUPPLIES	1,000	1,200	1,200	1,200
020-5130-437.60-10 UNIFORMS	1,400	1,200	1,400	1,200
020-5130-437.60-19 TIRES & TUBES	1,200	500	600	600
020-5130-437.60-20 VEHICLE REPAIR PARTS	1,600	500	1,600	1,600
020-5130-437.60-21 FUEL & LUBRICANTS	2,500	1,100	1,400	1,600
020-5130-437.60-23 MATERIAL & SUPPLIES	2,600	2,400	2,600	2,600
020-5130-437.60-24 OTHER EQUIPMENT	4,400	3,500	1,000	1,000
MATERIAL & SUPPLIES	<u>14,700</u>	<u>10,400</u>	<u>9,800</u>	<u>9,800</u>
LOGISTICS	<u>478,800</u>	<u>395,100</u>	<u>455,445</u>	<u>468,992</u>
GENERAL SERVICES	<u>8,871,700</u>	<u>7,397,799</u>	<u>8,635,167</u>	<u>8,845,629</u>

## CONSTRUCTION/ENGINEERING

**DIVISIONS:**

Construction  
Stormwater

Engineering  
Planning

**PURPOSE:**

The Construction Division is responsible for inspection of all privately constructed utilities and streets that are transferred to City ownership. The division manages and inspects all capital improvement project contracts awarded by the City and/or BAMA.

The Engineering Division administers architects and engineering contracts, designs capital infrastructure and maintenance and repair projects. The division also is responsible for the acquisition of right-of-way necessary for the construction and maintenance projects.

The Stormwater Division administers the Stormwater NDES permits and reviews stormwater design, construction and necessary maintenance to stormwater facilities. The division also manages the floodplain areas within the City.

### FINANCIAL HIGHLIGHTS

	FISCAL YEAR 2017 FINANCIAL PLAN	FISCAL YEAR 2017 ESTIMATED ACTUAL	FISCAL YEAR 2018 FINANCIAL PLAN	FISCAL YEAR 2019 FINANCIAL PLAN
<b>PERSONAL SERVICES:</b>				
SALARIES & WAGES	1,650,100	1,628,200	1,876,125	1,973,962
EMPLOYEE BENEFITS	676,500	597,600	713,617	740,159
<b>TOTAL PERSONAL SERVICES</b>	<b>2,326,600</b>	<b>2,225,800</b>	<b>2,589,742</b>	<b>2,714,121</b>
<b>OTHER SERVICES &amp; CHARGES</b>				
PROF & TECH SERVICES	146,100	96,800	214,550	174,100
PROPERTY SERVICES	59,400	87,100	97,700	95,000
OTHER SERVICES	39,000	29,500	45,300	42,600
<b>TOTAL OTHER SERVICES &amp; CHARGES</b>	<b>244,500</b>	<b>213,400</b>	<b>357,550</b>	<b>311,700</b>
<b>MATERIALS &amp; SUPPLIES</b>	<b>104,600</b>	<b>79,600</b>	<b>130,300</b>	<b>94,300</b>
<b>TOTAL OPERATING EXPENSES</b>	<b>2,675,700</b>	<b>2,518,800</b>	<b>3,077,592</b>	<b>3,120,121</b>

**CITY OF BROKEN ARROW  
BROKEN ARROW MUNICIPAL AUTHORITY  
CONSTRUCTION/ENGINEERING DEPARTMENT  
Construction Division**

ACCOUNT NUMBER ACCOUNT DESCRIPTION	FISCAL YEAR	FISCAL YEAR	FISCAL YEAR	FISCAL YEAR
	2018 BUDGET	2018 ESTIMATED ACTUAL	2019 BUDGET	2020 FINANCIAL PLAN
020-5200-419.10-04 REGULAR	431,300	425,500	445,451	459,280
020-5200-419.10-05 VARIABLE PAY PROGRAM	0	0	0	0
020-5200-419.10-11 OVERTIME	25,000	20,000	30,000	30,000
020-5200-419.10-19 INJURY PAY	0	0	0	0
SALARIES AND WAGES	<u>456,300</u>	<u>445,500</u>	<u>475,451</u>	<u>489,280</u>
020-5200-419.20-10 LONGEVITY	9,400	8,300	8,600	8,687
020-5200-419.20-21 SOCIAL SECURITY	33,300	34,100	33,757	34,802
020-5200-419.20-22 RETIREMENT	44,100	46,200	45,380	46,797
020-5200-419.20-26 INSURANCE	108,100	87,600	87,761	91,344
EMPLOYEE BENEFITS	<u>194,900</u>	<u>176,200</u>	<u>175,498</u>	<u>181,630</u>
PERSONAL SERVICES	<u>651,200</u>	<u>621,700</u>	<u>650,949</u>	<u>670,910</u>
020-5200-419.30-11 REG. FEES & CERTIFICATION	4,000	2,400	5,750	6,000
020-5200-419.30-85 MEMBERSHIP DUES	500	400	500	500
PROF & TECH SERVICES	<u>4,500</u>	<u>2,800</u>	<u>6,250</u>	<u>6,500</u>
020-5200-419.40-20 VEHICLE REPAIR	2,000	2,000	2,000	2,000
020-5200-419.40-31 UNIFORM RENTAL/SERVICES	1,500	1,000	1,500	1,500
020-5200-419.40-55 MAINTENANCE SERVICES	2,800	2,000	2,500	2,800
PROPERTY SERVICES	<u>6,300</u>	<u>5,000</u>	<u>6,000</u>	<u>6,300</u>
020-5200-419.50-03 TRAVEL & EXPENSES	2,500	1,800	3,000	3,000
020-5200-419.50-22 TELEPHONE	6,000	5,000	5,200	5,500
020-5200-419.50-54 OUTSIDE DATA SERVICES	3,000	2,500	3,000	3,000
OTHER SERVICES	<u>11,500</u>	<u>9,300</u>	<u>11,200</u>	<u>11,500</u>
OTHER SERVICES & CHARGES	<u>22,300</u>	<u>17,100</u>	<u>23,450</u>	<u>24,300</u>
020-5200-419.60-03 OFFICE SUPPLIES	2,000	1,000	2,000	2,000
020-5200-419.60-10 UNIFORMS	2,000	1,000	2,000	2,000
020-5200-419.60-19 TIRES & TUBES	1,500	1,700	1,600	1,600
020-5200-419.60-20 VEHICLE REPAIR PARTS	2,000	1,000	2,000	2,000
020-5200-419.60-21 FUEL & LUBRICANTS	5,500	5,000	5,500	5,500
020-5200-419.60-23 MATERIAL & SUPPLIES	5,000	3,000	5,000	6,000
020-5200-419.60-24 OTHER EQUIPMENT	3,000	2,000	14,000	5,000
020-5200-419.60-28 BOOKS, MAGS, & SUBSCRIPT.	500	200	200	200
MATERIALS & SUPPLIES	<u>21,500</u>	<u>14,900</u>	<u>32,300</u>	<u>24,300</u>
CONSTRUCTION	<u>695,000</u>	<u>653,700</u>	<u>706,699</u>	<u>719,510</u>

**CITY OF BROKEN ARROW  
BROKEN ARROW MUNICIPAL AUTHORITY  
CONSTRUCTION/ENGINEERING DEPARTMENT  
Engineering Division**

ACCOUNT NUMBER ACCOUNT DESCRIPTION	FISCAL YEAR	FISCAL YEAR	FISCAL YEAR	FISCAL YEAR
	2018 BUDGET	2018 ESTIMATED ACTUAL	2019 BUDGET	2020 FINANCIAL PLAN
020-5205-419.10-04 REGULAR	647,300	641,500	814,365	877,682
020-5205-419.10-05 VARIABLE PAY	0	1,300	0	0
020-5205-419.10-11 OVERTIME	23,000	8,000	10,000	10,000
SALARIES AND WAGES	<u>670,300</u>	<u>650,800</u>	<u>824,365</u>	<u>887,682</u>
020-5205-419.20-10 LONGEVITY	8,400	5,900	6,200	6,262
020-5205-419.20-12 EDUCATION/PERFORMANCE	3,500	2,600	3,600	3,636
020-5205-419.20-21 SOCIAL SECURITY	54,000	48,600	61,540	66,247
020-5205-419.20-22 RETIREMENT	66,000	66,000	82,272	88,869
020-5205-419.20-26 INSURANCE	140,400	91,800	152,772	153,155
020-5205-419.20-41 CELL PHONE ALLOWANCE	600	800	1,862	1,862
EMPLOYEE BENEFITS	<u>272,900</u>	<u>215,700</u>	<u>308,246</u>	<u>320,031</u>
PERSONAL SERVICES	<u>943,200</u>	<u>866,500</u>	<u>1,132,611</u>	<u>1,207,713</u>
020-5205-419.30-11 REG. FEES & CERTIFICATION	7,000	3,500	11,000	7,000
020-5205-419.30-85 MEMBERSHIP DUES	6,600	4,500	7,000	6,600
020-5205-419.30-87 PROFESSIONAL SERVICES	40,000	39,200	60,000	60,000
PROF & TECH SERVICES	<u>53,600</u>	<u>47,200</u>	<u>78,000</u>	<u>73,600</u>
020-5205-419.40-20 VEHICLE REPAIR	1,500	1,000	1,500	1,500
020-5205-419.40-33 OTHER RENTAL	3,000	2,000	3,000	3,000
020-5205-419.40-55 MAINTENANCE SERVICES	24,900	23,000	24,900	24,900
PROPERTY SERVICES	<u>29,400</u>	<u>26,000</u>	<u>29,400</u>	<u>29,400</u>
020-5205-419.50-03 TRAVEL & EXPENSES	13,000	7,000	15,000	13,000
020-5205-419.50-22 TELEPHONE	200	1,200	600	600
020-5205-419.50-54 OUTSIDE DATA SERVICES	0	0	1,200	1,200
OTHER SERVICES	<u>13,200</u>	<u>8,200</u>	<u>16,800</u>	<u>14,800</u>
OTHER SERVICES & CHARGES	<u>96,200</u>	<u>81,400</u>	<u>124,200</u>	<u>117,800</u>
020-5205-419.60-03 OFFICE SUPPLIES	10,000	5,400	10,000	10,000
020-5205-419.60-10 UNIFORMS	3,500	2,200	3,500	3,500
020-5205-419.60-19 TIRES & TUBES	1,000	1,000	1,000	1,000
020-5205-419.60-20 VEHICLE REPAIR PARTS	1,000	1,000	1,000	1,000
020-5205-419.60-21 FUEL & LUBRICANTS	1,000	800	1,000	1,000
020-5205-419.60-23 MATERIAL & SUPPLIES	2,000	3,000	2,000	2,000
020-5205-419.60-24 OTHER EQUIPMENT	37,500	25,000	35,000	15,000
020-5205-419.60-28 BOOKS, MAGS, & SUBSCRIPT.	2,000	1,000	2,000	2,000
020-5205-419.60-31 OTHER EQUIP PARTS/MAINT	0	0	2,000	2,000
MATERIALS & SUPPLIES	<u>58,000</u>	<u>39,400</u>	<u>57,500</u>	<u>37,500</u>
ENGINEERING	<u>1,097,400</u>	<u>987,300</u>	<u>1,314,311</u>	<u>1,363,013</u>

**CITY OF BROKEN ARROW  
BROKEN ARROW MUNICIPAL AUTHORITY  
CONSTRUCTION/ENGINEERING DEPARTMENT  
Stormwater Engineering Division**

ACCOUNT NUMBER ACCOUNT DESCRIPTION	FISCAL YEAR	FISCAL YEAR	FISCAL YEAR	FISCAL YEAR
	2018 BUDGET	2018 ESTIMATED ACTUAL	2019 BUDGET	2020 FINANCIAL PLAN
020-5210-419.10-04 REGULAR	293,300	302,300	343,580	357,667
020-5210-419.10-05 VARIABLE PAY PROGRAM	0	0	0	0
020-5210-419.10-11 OVERTIME	5,000	7,500	10,000	10,000
SALARIES AND WAGES	<u>298,300</u>	<u>309,800</u>	<u>353,580</u>	<u>367,667</u>
020-5210-419.20-10 LONGEVITY	5,800	5,800	6,000	6,060
020-5210-419.20-21 SOCIAL SECURITY	24,000	23,300	25,956	27,020
020-5210-419.20-22 RETIREMENT	30,000	31,600	35,033	36,469
020-5210-419.20-26 INSURANCE	72,300	64,500	85,422	88,924
020-5210-419.20-41 CELL PHONE ALLOWANCE	600	600	931	931
EMPLOYEE BENEFITS	<u>132,700</u>	<u>125,800</u>	<u>153,342</u>	<u>159,404</u>
PERSONAL SERVICES	<u>431,000</u>	<u>435,600</u>	<u>506,922</u>	<u>527,071</u>
020-5210-419.30-11 REG. FEES & CERTIFICATION	5,000	3,000	5,300	6,000
020-5210-419.30-75 DEQ PERMIT FEES	2,000	1,500	6,000	6,000
020-5210-419.30-85 MEMBERSHIP DUES	1,000	700	2,000	2,000
020-5210-419.30-87 PROFESSIONAL SERVICES	<u>19,000</u>	<u>6,000</u>	<u>25,000</u>	<u>25,000</u>
PROF & TECH SERVICES	<u>27,000</u>	<u>11,200</u>	<u>38,300</u>	<u>39,000</u>
020-5210-419.40-20 VEHICLE REPAIR	500	500	2,000	2,000
020-5210-419.40-28 MISC CONTRACT SERVICES	0	3,000	3,000	3,000
020-5210-419.40-33 OTHER RENTAL	0	3,000	3,000	3,000
020-5210-419.40-50 RADIO MAINTENANCE-OUTSIDE	0	0	3,000	0
020-5210-419.40-55 MAINTENANCE SERVICES	<u>4,800</u>	<u>7,800</u>	<u>7,800</u>	<u>7,800</u>
PROPERTY SERVICES	<u>5,300</u>	<u>14,300</u>	<u>18,800</u>	<u>15,800</u>
020-5210-419.50-03 TRAVEL & EXPENSES	6,000	4,000	7,000	7,000
020-5210-419.50-22 TELEPHONE	600	600	600	600
020-5210-419.50-36 PRINTING SERVICES	500	500	500	500
020-5210-419.50-39 POSTAGE	<u>1,000</u>	<u>1,200</u>	<u>3,000</u>	<u>2,000</u>
OTHER SERVICES	<u>8,100</u>	<u>6,300</u>	<u>11,100</u>	<u>10,100</u>
OTHER SERVICES & CHARGES	<u>40,400</u>	<u>31,800</u>	<u>68,200</u>	<u>64,900</u>
020-5210-419.60-03 OFFICE SUPPLIES	2,000	1,500	3,000	2,000
020-5210-419.60-10 UNIFORMS	3,300	2,500	2,500	2,500
020-5210-419.60-19 TIRES & TUBES	1,000	700	1,000	1,000
020-5210-419.60-20 VEHICLE REPAIR PARTS	1,000	600	1,000	1,000
020-5210-419.60-21 FUEL & LUBRICANTS	2,000	2,000	2,000	2,000
020-5210-419.60-23 MATERIAL & SUPPLIES	2,000	1,500	5,000	5,000
020-5210-419.60-24 OTHER EQUIPMENT	3,000	8,000	17,000	10,000
020-5210-419.60-28 BOOKS, MAGS, & SUBSCRIPT.	500	300	500	500
020-5210-419.60-31 OTHER EQUIP PARTS/MAINT	500	300	500	500
MATERIALS & SUPPLIES	<u>15,300</u>	<u>17,400</u>	<u>32,500</u>	<u>24,500</u>
STORMWATER ENGINEERING	<u>486,700</u>	<u>484,800</u>	<u>607,622</u>	<u>616,471</u>

**CITY OF BROKEN ARROW  
BROKEN ARROW MUNICIPAL AUTHORITY  
CONSTRUCTION/ENGINEERING DEPARTMENT  
Engineering Planning Division**

ACCOUNT NUMBER ACCOUNT DESCRIPTION	FISCAL YEAR	FISCAL YEAR	FISCAL YEAR	FISCAL YEAR
	2018 BUDGET	2018 ESTIMATED ACTUAL	2019 BUDGET	2020 FINANCIAL PLAN
020-5215-419.10-04 REGULAR	220,200	214,600	212,729	219,333
020-5215-419.10-11 OVERTIME	5,000	7,500	10,000	10,000
SALARIES AND WAGES	<u>225,200</u>	<u>222,100</u>	<u>222,729</u>	<u>229,333</u>
020-5215-419.20-10 LONGEVITY	3,900	6,400	5,000	5,051
020-5215-419.20-12 EDUCATION/PERFORMANCE	2,700	1,600	1,200	1,212
020-5215-419.20-21 SOCIAL SECURITY	17,600	17,600	16,273	16,778
020-5215-419.20-22 RETIREMENT	22,700	23,400	21,874	22,559
020-5215-419.20-26 INSURANCE	29,100	30,900	32,184	33,494
EMPLOYEE BENEFITS	<u>76,000</u>	<u>79,900</u>	<u>76,531</u>	<u>79,094</u>
PERSONAL SERVICES	<u>301,200</u>	<u>302,000</u>	<u>299,260</u>	<u>308,427</u>
020-5215-419.30-11 REG. FEES & CERTIFICATI	3,500	1,500	5,000	3,500
020-5215-419.30-85 MEMBERSHIP DUES	1,500	1,500	3,000	1,500
020-5215-419.30-87 PROFESSIONAL SERVICES	56,000	32,600	84,000	50,000
PROF & TECH SERVICES	<u>61,000</u>	<u>35,600</u>	<u>92,000</u>	<u>55,000</u>
020-5215-419.40-20 VEHICLE REPAIR	500	500	500	500
020-5215-419.40-28 MISC CONTRACT SERVICES	1,600	25,000	25,000	25,000
020-5215-419.40-55 MAINTENANCE SERVICES	16,300	16,300	18,000	18,000
PROPERTY SERVICES	<u>18,400</u>	<u>41,800</u>	<u>43,500</u>	<u>43,500</u>
020-5215-419.50-03 TRAVEL & EXPENSES	4,000	3,500	4,000	4,000
020-5215-419.50-22 TELEPHONE	1,200	1,200	1,200	1,200
020-5215-419.50-54 OUTSIDE DATA SERVICES	1,000	1,000	1,000	1,000
OTHER SERVICES	<u>6,200</u>	<u>5,700</u>	<u>6,200</u>	<u>6,200</u>
OTHER SERVICES & CHARGES	<u>85,600</u>	<u>83,100</u>	<u>141,700</u>	<u>104,700</u>
020-5215-419.60-03 OFFICE SUPPLIES	1,500	1,400	1,500	1,500
020-5215-419.60-10 UNIFORMS	2,300	700	500	500
020-5215-419.60-19 TIRES & TUBES	500	500	500	500
020-5215-419.60-20 VEHICLE REPAIR PARTS	500	400	500	500
020-5215-419.60-21 FUEL & LUBRICANTS	1,000	1,000	1,000	1,000
020-5215-419.60-23 MATERIAL & SUPPLIES	1,000	1,000	1,000	1,000
020-5215-419.60-24 OTHER EQUIPMENT	2,500	2,400	2,500	2,500
020-5215-419.60-28 BOOKS, MAGS, & SUBSCRIP	500	500	500	500
MATERIALS & SUPPLIES	<u>9,800</u>	<u>7,900</u>	<u>8,000</u>	<u>8,000</u>
ENGINEERING PLANNING	<u>396,600</u>	<u>393,000</u>	<u>448,960</u>	<u>421,127</u>
ENGINEERING/CONSTRUCTION	<u>2,675,700</u>	<u>2,518,800</u>	<u>3,077,592</u>	<u>3,120,121</u>

## STREET/STORMWATER

**DIVISIONS -**  
Stormwater

**PURPOSE:**

The Stormwater Division is responsible for maintenance of all stormwater structures, mowing of right-of-way, sweeping streets and monitoring the City's stormwater system.

### FINANCIAL HIGHLIGHTS

	FISCAL YEAR 2017 FINANCIAL PLAN	FISCAL YEAR 2017 ESTIMATED ACTUAL	FISCAL YEAR 2018 FINANCIAL PLAN	FISCAL YEAR 2019 FINANCIAL PLAN
<b>PERSONAL SERVICES:</b>				
SALARIES & WAGES	1,894,000	1,348,800	1,617,385	1,665,741
EMPLOYEE BENEFITS	948,700	709,100	816,350	845,756
<b>TOTAL PERSONAL SERVICES</b>	<b>2,842,700</b>	<b>2,057,900</b>	<b>2,433,735</b>	<b>2,511,497</b>
<b>OTHER SERVICES &amp; CHARGES</b>				
PROF & TECH SERVICES	5,200	18,400	8,000	8,000
PROPERTY SERVICES	180,100	189,100	209,900	215,200
OTHER SERVICES	415,100	410,100	455,000	497,400
<b>TOTAL OTHER SERVICES &amp; CHARGES</b>	<b>600,400</b>	<b>617,600</b>	<b>672,900</b>	<b>720,600</b>
<b>MATERIALS &amp; SUPPLIES</b>	<b>392,400</b>	<b>443,700</b>	<b>434,900</b>	<b>475,300</b>
<b>TOTAL OPERATING EXPENSES</b>	<b>3,835,500</b>	<b>3,119,200</b>	<b>3,541,535</b>	<b>3,707,397</b>

**CITY OF BROKEN ARROW  
BROKEN ARROW MUNICIPAL AUTHORITY  
STREET/STORMWATER DEPARTMENT  
Stormwater Division**

ACCOUNT NUMBER ACCOUNT DESCRIPTION	FISCAL YEAR	FISCAL YEAR	FISCAL YEAR	FISCAL YEAR
	2018 BUDGET	2018 ESTIMATED ACTUAL	2019 BUDGET	2020 FINANCIAL PLAN
020-5305-438.10-04 REGULAR	1,841,200	1,290,400	1,557,585	1,605,941
020-5305-438.10-05 VARIABLE PAY PROGRAM	12,800	12,800	12,800	12,800
020-5305-438.10-11 OVERTIME	40,000	45,000	47,000	47,000
020-5305-438.10-19 INJURY PAY	0	600	0	0
SALARIES AND WAGES	<u>1,894,000</u>	<u>1,348,800</u>	<u>1,617,385</u>	<u>1,665,741</u>
020-5305-438.20-10 LONGEVITY	30,900	30,100	31,500	31,816
020-5305-438.20-12 EDUCATION/PERFORMANCE	600	600	600	607
020-5305-438.20-21 SOCIAL SECURITY	114,300	98,900	115,638	119,097
020-5305-438.20-22 RETIREMENT	150,800	137,200	159,154	164,004
020-5305-438.20-26 INSURANCE	650,900	441,100	506,664	527,438
020-5305-438.20-41 CELL PHONE ALLOWANCE	1,200	1,200	2,794	2,794
EMPLOYEE BENEFITS	<u>948,700</u>	<u>709,100</u>	<u>816,350</u>	<u>845,756</u>
PERSONAL SERVICES	<u>2,842,700</u>	<u>2,057,900</u>	<u>2,433,735</u>	<u>2,511,497</u>
020-5305-438.30-11 REG FEES & CERTIFICATION	5,200	5,200	8,000	8,000
020-5305-438.30-87 PROFESSIONAL SERVICES	0	13,200	0	0
PROF & TECH SERVICES	<u>5,200</u>	<u>18,400</u>	<u>8,000</u>	<u>8,000</u>
020-5305-438.40-07 BUILDING MAINTENANCE	4,100	4,100	4,100	4,100
020-5305-438.40-20 VEHICLE REPAIR	25,000	25,000	25,000	30,000
020-5305-438.40-28 MISC CONTRACT SERVICES	136,000	140,000	150,000	140,000
020-5305-438.40-29 OTHER EQUIPMENT REPAIR	500	500	10,000	18,000
020-5305-438.40-31 UNIFORM RENTAL/SERVICES	6,800	6,800	7,000	7,000
020-5305-438.40-32 EQUIPMENT RENTAL	0	5,000	6,000	8,000
020-5305-438.40-33 OTHER RENTAL	400	400	500	800
020-5305-438.40-55 MAINTENANCE SERVICES	7,300	7,300	7,300	7,300
PROPERTY SERVICES	<u>180,100</u>	<u>189,100</u>	<u>209,900</u>	<u>215,200</u>
020-5305-438.50-03 TRAVEL & EXPENSE	1,000	1,000	3,000	3,000
020-5305-438.50-22 TELEPHONE	5,000	0	0	0
020-5305-438.50-24 UTILITIES/ONG	3,500	3,500	3,500	3,500
020-5305-438.50-25 UTILITIES (PSO)	6,000	6,000	6,000	6,000
020-5305-438.50-84 PILOT	397,500	397,500	440,400	482,800
020-5305-438.50-85 OVERHEAD FEE	0	0	0	0
020-5305-438.50-86 MISCELLANEOUS	2,100	2,100	2,100	2,100
OTHER SERVICES	<u>415,100</u>	<u>410,100</u>	<u>455,000</u>	<u>497,400</u>
OTHER SERVICES & CHARGES	<u>600,400</u>	<u>617,600</u>	<u>672,900</u>	<u>720,600</u>



**CITY OF BROKEN ARROW  
 BROKEN ARROW MUNICIPAL AUTHORITY  
 STREET/STORMWATER DEPARTMENT  
 Stormwater Division**

ACCOUNT NUMBER ACCOUNT DESCRIPTION	FISCAL YEAR	FISCAL YEAR	FISCAL YEAR	FISCAL YEAR
	2018 BUDGET	2018 ESTIMATED ACTUAL	2019 BUDGET	2020 FINANCIAL PLAN
020-5305-438.60-03 OFFICE SUPPLIES	2,000	2,000	2,000	2,500
020-5305-438.60-10 UNIFORMS	10,800	13,800	22,100	14,000
020-5305-438.60-19 TIRES & TUBES	13,000	13,000	13,000	15,000
020-5305-438.60-20 VEHICLE REPAIR PARTS	95,000	95,000	95,000	100,000
020-5305-438.60-21 FUEL & LUBRICANTS	50,000	60,000	63,000	63,000
020-5305-438.60-23 MATERIAL & SUPPLIES	65,000	80,000	80,000	80,000
020-5305-438.60-24 OTHER EQUIPMENT	30,800	33,500	33,500	35,000
020-5305-438.60-27 CONCRETE & AGGREGATE	100,000	120,000	100,000	140,000
020-5305-438.60-28 BOOKS, MAGS, & SUBSCRIPT	300	300	300	300
020-5305-438.60-30 JANITORIAL SUPPLIES	0	100	500	0
020-5305-438.60-50 RADIO MAINTENANCE	500	1,000	500	500
020-5305-438.60-80 ASPHALT & AGGREGATE MATERIALS & SUPPLIES	25,000 <u>392,400</u>	25,000 <u>443,700</u>	25,000 <u>434,900</u>	25,000 <u>475,300</u>
STORMWATER	<u>3,835,500</u>	<u>3,119,200</u>	<u>3,541,535</u>	<u>3,707,397</u>

## UTILITIES

**DIVISIONS:**

Water Utilities R & C  
 Water Treatment Plant  
 Wastewater Plant

Administration  
 Meter Reading  
 Sewer Utilities R & C

**PURPOSE:**

To administrate the operations, maintenance and construction of the City water and sewer utility infrastructure in such a manner to minimize loss of service, user inconvenience and provide accurate meter readings for use in utility billing to ensure a high quality of life for the City's citizens.

### FINANCIAL HIGHLIGHTS

	FISCAL YEAR 2017 FINANCIAL PLAN	FISCAL YEAR 2017 ESTIMATED ACTUAL	FISCAL YEAR 2018 FINANCIAL PLAN	FISCAL YEAR 2019 FINANCIAL PLAN
<b>PERSONAL SERVICES:</b>				
SALARIES & WAGES	3,699,000	3,556,900	3,913,557	4,030,047
EMPLOYEE BENEFITS	1,908,900	1,650,400	1,830,280	1,896,995
<b>TOTAL PERSONAL SERVICES</b>	<b>5,607,900</b>	<b>5,207,300</b>	<b>5,743,837</b>	<b>5,927,042</b>
<b>OTHER SERVICES &amp; CHARGES</b>				
PROF & TECH SERVICES	399,245	316,600	386,845	377,800
PROPERTY SERVICES	3,177,714	1,919,800	3,872,955	3,974,100
OTHER SERVICES	3,753,700	3,683,400	3,788,500	3,949,840
<b>TOTAL OTHER SERVICES &amp; CHARGES</b>	<b>7,330,659</b>	<b>5,919,800</b>	<b>8,048,300</b>	<b>8,301,740</b>
<b>MATERIALS &amp; SUPPLIES</b>	<b>3,017,004</b>	<b>2,977,600</b>	<b>3,127,100</b>	<b>3,210,900</b>
<b>TOTAL OPERATING EXPENSES</b>	<b>15,955,563</b>	<b>14,104,700</b>	<b>16,919,237</b>	<b>17,439,682</b>

**CITY OF BROKEN ARROW  
BROKEN ARROW MUNICIPAL AUTHORITY  
UTILITIES DEPARTMENT  
Water R & C Division**

ACCOUNT NUMBER ACCOUNT DESCRIPTION	FISCAL YEAR	FISCAL YEAR	FISCAL YEAR	FISCAL YEAR
	2018 BUDGET	2018 ESTIMATED ACTUAL	2019 BUDGET	2020 FINANCIAL PLAN
020-5400-434.10-04 REGULAR	1,337,400	1,364,800	1,376,235	1,418,959
020-5400-434.10-05 VARIABLE PAY PROGRAM	0	2,500	2,500	2,500
020-5400-434.10-11 OVERTIME	140,000	140,000	141,200	141,200
SALARIES AND WAGES	<u>1,477,400</u>	<u>1,507,300</u>	<u>1,519,935</u>	<u>1,562,659</u>
020-5400-434.20-10 LONGEVITY	32,800	32,800	31,500	31,816
020-5400-434.20-12 EDUCATION/PERFORMANCE	0	500	1,200	1,212
020-5400-434.20-21 SOCIAL SECURITY	103,600	113,500	103,301	106,363
020-5400-434.20-22 RETIREMENT	137,200	154,000	141,169	145,422
020-5400-434.20-26 INSURANCE	472,000	388,600	367,153	382,194
020-5400-434.20-41 CELL PHONE ALLOWANCE	2,400	2,400	3,725	3,725
EMPLOYEE BENEFITS	<u>748,000</u>	<u>691,800</u>	<u>648,048</u>	<u>670,732</u>
PERSONAL SERVICES	<u>2,225,400</u>	<u>2,199,100</u>	<u>2,167,983</u>	<u>2,233,391</u>
020-5400-434.30-11 REG. FEES & CERTIFICATION	7,551	8,400	9,000	9,000
020-5400-434.30-34 LAB SERVICES	52,000	52,000	53,000	53,000
020-5400-434.30-84 MEDICAL VACCINATION	1,000	1,000	1,000	1,000
020-5400-434.30-85 MEMBERSHIP DUES	12,345	6,500	12,145	4,600
020-5400-434.30-87 PROFESSIONAL SERVICES	0	0	0	0
PROF & TECH SERVICES	<u>72,896</u>	<u>67,900</u>	<u>75,145</u>	<u>67,600</u>
020-5400-434.40-20 VEHICLE REPAIR	18,000	18,000	28,000	28,000
020-5400-434.40-28 MISC CONTRACT SERVICES	13,000	30,000	44,155	50,000
020-5400-434.40-29 OTHER EQUIPMENT REPAIR	6,500	6,500	6,500	6,500
020-5400-434.40-31 UNIFORM RENTAL/SERVICES	6,800	7,400	10,400	10,400
020-5400-434.40-32 EQUIPMENT RENTAL	5,000	1,000	1,000	300
020-5400-434.40-33 OTHER RENTAL	2,000	2,000	2,000	2,000
020-5400-434.40-50 RADIO MAINTENANCE-OUTSIDE	500	500	500	500
020-5400-434.40-55 MAINTENANCE SERVICES	23,900	23,900	30,600	30,600
PROPERTY SERVICES	<u>75,700</u>	<u>89,300</u>	<u>123,155</u>	<u>128,300</u>
020-5400-434.50-03 TRAVEL & EXPENSES	1,100	1,100	2,000	1,000
020-5400-434.50-22 TELEPHONE	1,100	1,100	1,700	1,700
020-5400-434.50-23 OTHER UTILITIES	0	0	100	100
020-5400-434.50-25 UTILITIES (PSO)	20,000	21,000	24,900	24,900
020-5400-434.50-36 PRINTING SERVICES	5,000	1,000	1,000	1,000
020-5400-434.50-54 OUTSIDE DATA SERVICES	2,000	2,000	3,000	0
020-5400-434.50-84 PILOT	1,590,100	1,590,100	1,591,100	1,686,800
020-5400-434.50-85 OVERHEAD FEE	0	0	0	0
OTHER SERVICES	<u>1,619,300</u>	<u>1,616,300</u>	<u>1,623,800</u>	<u>1,715,500</u>
OTHER SERVICES & CHARGES	<u>1,767,896</u>	<u>1,773,500</u>	<u>1,822,100</u>	<u>1,911,400</u>

**CITY OF BROKEN ARROW  
BROKEN ARROW MUNICIPAL AUTHORITY  
UTILITIES DEPARTMENT  
Water R & C Division**

ACCOUNT NUMBER ACCOUNT DESCRIPTION	FISCAL YEAR	FISCAL YEAR	FISCAL YEAR	FISCAL YEAR
	2018 BUDGET	2018 ESTIMATED ACTUAL	2019 BUDGET	2020 FINANCIAL PLAN
020-5400-434.60-03 OFFICE SUPPLIES	3,000	3,000	4,500	4,500
020-5400-434.60-10 UNIFORMS	10,300	15,000	11,200	11,200
020-5400-434.60-18 BLDG MATERIAL & SUPPLIES	1,000	1,200	1,000	1,000
020-5400-434.60-19 TIRES & TUBES	8,500	9,000	9,500	8,500
020-5400-434.60-20 VEHICLE REPAIR PARTS	38,900	40,000	39,900	38,900
020-5400-434.60-21 FUEL & LUBRICANTS	50,000	60,000	60,000	60,000
020-5400-434.60-23 MATERIAL & SUPPLIES	48,300	48,300	47,000	47,000
020-5400-434.60-24 OTHER EQUIPMENT	22,900	22,900	19,500	8,000
020-5400-434.60-27 CONCRETE & AGGREGATE	50,000	10,000	50,000	50,000
020-5400-434.60-28 BOOKS, MAGS, & SUBSCRIPT.	500	500	500	500
020-5400-434.60-31 OTHER EQUIP PARTS/MAINT	700	3,600	700	700
020-5400-434.60-34 CHEMICAL & LAB SUPPLIES	2,500	3,000	3,500	2,500
020-5400-434.60-37 HYDRANTS, PARTS/SUPPLIES	34,155	40,000	40,000	40,000
020-5400-434.60-38 METER & SER CONNECT PARTS	225,000	230,000	225,000	225,000
020-5400-434.60-40 WATER MAIN REPAIR PARTS	75,000	75,000	75,000	75,000
020-5400-434.60-50 RADIO MAINTENANCE	1,000	1,000	1,000	1,000
020-5400-434.60-80 ASPHALT & AGGREGATE MATERIALS & SUPPLIES	15,000	21,000	17,000	8,000
	<u>586,755</u>	<u>583,500</u>	<u>605,300</u>	<u>581,800</u>
 WATER R & C	 <u>4,580,051</u>	 <u>4,556,100</u>	 <u>4,595,383</u>	 <u>4,726,591</u>

**CITY OF BROKEN ARROW  
BROKEN ARROW MUNICIPAL AUTHORITY  
UTILITIES DEPARTMENT  
Administration Division**

ACCOUNT NUMBER ACCOUNT DESCRIPTION	FISCAL YEAR	FISCAL YEAR	FISCAL YEAR	FISCAL YEAR
	2018 BUDGET	2018 ESTIMATED ACTUAL	2019 BUDGET	2020 FINANCIAL PLAN
020-5401-434.10-04 REGULAR	164,700	171,300	233,264	242,828
020-5401-434.10-05 VARIABLE PAY PROGRAM	5,000	700	0	0
020-5401-434.10-11 OVERTIME	500	1,000	1,000	1,000
SALARIES AND WAGES	<u>170,200</u>	<u>173,000</u>	<u>234,264</u>	<u>243,828</u>
020-5401-434.20-10 LONGEVITY	1,100	1,200	1,700	1,718
020-5401-434.20-12 EDUCATION/PERFORMANCE	0	2,000	600	607
020-5401-434.20-21 SOCIAL SECURITY	12,900	13,100	18,032	18,771
020-5401-434.20-22 RETIREMENT	16,700	17,900	23,736	24,709
020-5401-434.20-26 INSURANCE	30,200	26,800	46,763	48,680
020-5401-434.20-41 CELL PHONE ALLOWANCE	600	600	1,862	1,862
EMPLOYEE BENEFITS	<u>61,500</u>	<u>61,600</u>	<u>92,693</u>	<u>96,347</u>
PERSONAL SERVICES	<u>231,700</u>	<u>234,600</u>	<u>326,957</u>	<u>340,175</u>
020-5401-434.30-11 REG. FEES & CERTIFICATION	1,000	4,000	2,000	2,000
020-5401-434.30-85 MEMBERSHIP DUES	1,000	1,000	1,000	1,000
020-5401-434.30-87 PROFESSIONAL SERVICES	51,000	2,000	2,000	2,000
PROF & TECH SERVICES	<u>53,000</u>	<u>7,000</u>	<u>5,000</u>	<u>5,000</u>
020-5401-434.40-20 VEHICLE REPAIR	500	500	500	500
020-5401-434.40-29 OTHER EQUIPMENT REPAIR	1,000	0	0	0
020-5401-434.40-31 UNIFORM RENTAL/SERVICES	100	100	100	100
020-5401-434.40-55 MAINTENANCE SERVICES	500	800	1,000	1,000
PROPERTY SERVICES	<u>2,100</u>	<u>1,400</u>	<u>1,600</u>	<u>1,600</u>
020-5401-434.50-03 TRAVEL & EXPENSES	2,000	2,000	2,000	2,000
020-5401-434.50-54 OUTSIDE DATA SERVICES	400	0	0	0
OTHER SERVICES	<u>2,400</u>	<u>2,000</u>	<u>2,000</u>	<u>2,000</u>
OTHER SERVICES & CHARGES	<u>57,500</u>	<u>10,400</u>	<u>8,600</u>	<u>8,600</u>
020-5401-434.60-03 OFFICE SUPPLIES	500	500	500	500
020-5401-434.60-10 UNIFORMS	500	500	500	500
020-5401-434.60-19 TIRES & TUBES	300	200	300	300
020-5401-434.60-20 VEHICLE REPAIR PARTS	500	500	500	500
020-5401-434.60-21 FUEL & LUBRICANTS	1,800	1,000	1,000	1,000
020-5401-434.60-23 MATERIAL & SUPPLIES	1,400	1,000	1,000	1,000
020-5401-434.60-24 OTHER EQUIPMENT	2,500	1,000	1,000	1,000
020-5401-434.60-28 BOOKS, MAGS, & SUBSCRIPT.	1,000	500	1,000	1,000
MATERIAL & SUPPLIES	<u>8,500</u>	<u>5,200</u>	<u>5,800</u>	<u>5,800</u>
ADMINISTRATION	<u>297,700</u>	<u>250,200</u>	<u>341,357</u>	<u>354,575</u>

**CITY OF BROKEN ARROW  
BROKEN ARROW MUNICIPAL AUTHORITY  
UTILITIES DEPARTMENT  
Waterplant Division**

ACCOUNT NUMBER ACCOUNT DESCRIPTION	FISCAL YEAR	FISCAL YEAR	FISCAL YEAR	FISCAL YEAR
	2018 BUDGET	2018 ESTIMATED ACTUAL	2019 BUDGET	2020 FINANCIAL PLAN
020-5405-434.10-04 REGULAR	568,900	557,100	597,626	616,180
020-5405-434.10-05 VARIABLE PAY	0	0	3,000	3,000
020-5405-434.10-11 OVERTIME	51,000	57,400	58,000	58,000
SALARIES AND WAGES	<u>619,900</u>	<u>614,500</u>	<u>658,626</u>	<u>677,180</u>
020-5405-434.20-10 LONGEVITY	3,100	3,100	3,700	3,737
020-5405-434.20-21 SOCIAL SECURITY	42,400	47,900	44,644	45,956
020-5405-434.20-22 RETIREMENT	57,300	63,700	60,309	62,103
020-5405-434.20-26 INSURANCE	204,000	155,500	180,931	188,339
020-5405-434.20-41 CELL PHONE ALLOWANCE	1,200	1,200	1,862	1,862
EMPLOYEE BENEFITS	<u>308,000</u>	<u>271,400</u>	<u>291,446</u>	<u>301,997</u>
PERSONAL SERVICES	<u>927,900</u>	<u>885,900</u>	<u>950,072</u>	<u>979,177</u>
020-5405-434.30-11 REG. FEES & CERTIFICATION	10,000	10,000	10,000	10,500
020-5405-434.30-34 LAB SERVICES	79,000	50,000	75,000	75,000
020-5405-434.30-75 DEQ FEES	5,000	5,000	9,000	9,000
020-5405-434.30-85 MEMBERSHIP DUES	900	900	900	900
020-5405-434.30-87 PROFESSIONAL SERVICES	75,000	75,000	100,000	100,000
PROF & TECH SERVICES	<u>169,900</u>	<u>140,900</u>	<u>194,900</u>	<u>195,400</u>
020-5405-434.40-07 BUILDING MAINTENANCE	50,000	50,000	70,000	63,000
020-5405-434.40-20 VEHICLE REPAIR	2,500	2,500	3,000	2,600
020-5405-434.40-28 MISC CONTRACT SERVICES	155,711	166,300	487,900	615,000
020-5405-434.40-29 OTHER EQUIPMENT REPAIR	100,000	100,000	110,000	115,500
020-5405-434.40-30 CONTRACT LANDFILL SERVICE	0	0	0	0
020-5405-434.40-31 UNIFORM RENTAL/SERVICES	4,000	4,000	4,300	4,500
020-5405-434.40-32 EQUIPMENT RENTAL	12,000	10,000	12,000	12,600
020-5405-434.40-33 OTHER RENTAL	2,000	2,000	4,500	4,500
020-5405-434.40-50 RADIO MAINTENANCE-OUTSIDE	5,000	5,000	5,000	5,000
020-5405-434.40-55 MAINTENANCE SERVICES	60,000	50,000	25,000	25,000
020-5405-434.40-93 PURCHASED WATER	574,100	550,000	600,000	600,000
PROPERTY SERVICES	<u>965,311</u>	<u>939,800</u>	<u>1,321,700</u>	<u>1,447,700</u>
020-5405-434.50-03 TRAVEL & EXPENSES	6,300	6,300	6,300	6,600
020-5405-434.50-22 TELEPHONE	6,000	5,500	6,000	6,300
020-5405-434.50-25 UTILITIES (PSO)	700,000	650,000	700,000	700,000
020-5405-434.50-94 POWER (GRDA)	10,000	5,000	10,000	10,500
OTHER SERVICES	<u>722,300</u>	<u>666,800</u>	<u>722,300</u>	<u>723,400</u>
OTHER SERVICES & CHARGES	<u>1,857,511</u>	<u>1,747,500</u>	<u>2,238,900</u>	<u>2,366,500</u>

**CITY OF BROKEN ARROW  
 BROKEN ARROW MUNICIPAL AUTHORITY  
 UTILITIES DEPARTMENT  
 Waterplant Division**

ACCOUNT NUMBER ACCOUNT DESCRIPTION	FISCAL YEAR 2018 BUDGET	FISCAL YEAR 2018 ESTIMATED ACTUAL	FISCAL YEAR 2019 BUDGET	FISCAL YEAR 2020 FINANCIAL PLAN
020-5405-434.60-03 OFFICE SUPPLIES	1,500	1,500	5,000	5,000
020-5405-434.60-10 UNIFORMS	4,000	4,000	4,300	4,500
020-5405-434.60-18 BLDG MATERIAL & SUPPLIES	5,000	5,000	12,000	12,600
020-5405-434.60-19 TIRES & TUBES	2,000	2,000	2,000	2,100
020-5405-434.60-20 VEHICLE REPAIR PARTS	5,000	5,000	6,000	6,300
020-5405-434.60-21 FUEL & LUBRICANTS	22,943	23,000	25,000	25,000
020-5405-434.60-23 MATERIAL & SUPPLIES	50,000	50,000	50,000	50,000
020-5405-434.60-24 OTHER EQUIPMENT	50,000	25,000	50,000	50,000
020-5405-434.60-27 CONCRETE & AGGREGATE	1,000	1,000	5,000	5,000
020-5405-434.60-30 JANITORIAL SUPPLIES	2,500	200	2,500	2,500
020-5405-434.60-31 OTHER EQUIP PARTS/MAINT	1,000	1,000	1,000	1,000
020-5405-434.60-34 CHEMICAL & LAB SUPPLIES	1,175,000	1,200,000	1,200,000	1,260,000
020-5405-434.60-45 REPAIRS & REPLACEMENTS	145,000	150,000	200,000	200,000
020-5405-434.60-50 RADIO MAINTENANCE MATERIALS & SUPPLIES	10,000	10,000	10,000	10,500
	<u>1,474,943</u>	<u>1,477,700</u>	<u>1,572,800</u>	<u>1,634,500</u>
 WATERPLANT	 <u>4,260,354</u>	 <u>4,111,100</u>	 <u>4,761,772</u>	 <u>4,980,177</u>

**CITY OF BROKEN ARROW  
BROKEN ARROW MUNICIPAL AUTHORITY  
UTILITIES DEPARTMENT  
Meter Readers**

ACCOUNT NUMBER ACCOUNT DESCRIPTION	FISCAL YEAR	FISCAL YEAR	FISCAL YEAR	FISCAL YEAR
	2018 BUDGET	2018 ESTIMATED ACTUAL	2019 BUDGET	2020 FINANCIAL PLAN
020-5406-434.10-04 REGULAR	354,800	364,400	370,847	382,361
020-5406-434.10-05 VARIABLE PAY PROGRAM	1,500	2,300	1,300	1,300
020-5406-434.10-11 OVERTIME	90,000	65,000	73,000	73,000
020-5406-434.10-19 INJURY PAY	0	100	0	0
SALARIES AND WAGES	<u>446,300</u>	<u>431,800</u>	<u>445,147</u>	<u>456,661</u>
020-5406-434.20-10 LONGEVITY	8,600	8,600	9,600	9,697
020-5406-434.20-21 SOCIAL SECURITY	27,700	31,200	27,239	28,010
020-5406-434.20-22 RETIREMENT	36,500	42,700	38,202	39,318
020-5406-434.20-26 INSURANCE	131,800	127,800	127,003	132,207
020-5406-434.20-41 CELL PHONE ALLOWANCE	1,200	1,200	1,862	1,862
EMPLOYEE BENEFITS	<u>205,800</u>	<u>211,500</u>	<u>203,906</u>	<u>211,094</u>
PERSONAL SERVICES	<u>652,100</u>	<u>643,300</u>	<u>649,053</u>	<u>667,755</u>
020-5406-434.30-11 REG. FEES & CERTIFICATION	1,600	1,600	1,600	1,600
020-5406-434.30-84 MEDICAL VACCINATION	500	500	500	500
PROF & TECH SERVICES	<u>2,100</u>	<u>2,100</u>	<u>2,100</u>	<u>2,100</u>
020-5406-434.40-20 VEHICLE REPAIR	2,500	2,500	2,500	2,500
020-5406-434.40-28 MISC CONTRACT SERVICES	0	1,100	1,000	1,000
020-5406-434.40-31 UNIFORM RENTAL/SERVICES	2,500	2,500	2,900	2,000
020-5406-434.40-33 OTHER RENTAL	1,700	2,000	1,700	1,700
020-5406-434.40-51 OUTSIDE METER REPAIR	800	800	800	800
020-5406-434.40-55 MAINTENANCE SERVICES	11,700	12,500	11,700	9,200
PROPERTY SERVICES	<u>19,200</u>	<u>21,400</u>	<u>20,600</u>	<u>17,200</u>
020-5406-434.50-03 TRAVEL & EXPENSES	100	100	100	100
020-5406-434.50-36 PRINTING SERVICES	1,100	1,100	1,100	1,100
020-5406-434.50-54 OUTSIDE DATA SERVICES	1,000	1,000	1,000	1,000
OTHER SERVICES	<u>2,200</u>	<u>2,200</u>	<u>2,200</u>	<u>2,200</u>
OTHER SERVICES & CHARGES	<u>23,500</u>	<u>25,700</u>	<u>24,900</u>	<u>21,500</u>
020-5406-434.60-03 OFFICE SUPPLIES	1,000	1,000	1,000	1,000
020-5406-434.60-10 UNIFORMS	5,000	5,000	5,000	5,000
020-5406-434.60-19 TIRES & TUBES	2,500	2,500	2,500	2,500
020-5406-434.60-20 VEHICLE REPAIR PARTS	4,500	4,500	5,000	5,000
020-5406-434.60-21 FUEL & LUBRICANTS	15,000	15,000	20,000	20,000
020-5406-434.60-23 MATERIAL & SUPPLIES	11,000	13,600	12,000	11,000
020-5406-434.60-24 OTHER EQUIPMENT	1,200	1,200	1,200	1,000
020-5406-434.60-28 BOOKS, MAGS, & SUBSCRIPT	300	300	500	500
020-5406-434.60-38 METER & SER CONNECT PARTS	300,000	320,000	300,000	300,000
020-5406-434.60-50 RADIO MAINTENANCE	300	300	300	300
MATERIAL & SUPPLIES	<u>340,800</u>	<u>363,400</u>	<u>347,500</u>	<u>346,300</u>
METER READING	<u>1,016,400</u>	<u>1,032,400</u>	<u>1,021,453</u>	<u>1,035,555</u>



**CITY OF BROKEN ARROW  
BROKEN ARROW MUNICIPAL AUTHORITY  
UTILITIES DEPARTMENT  
Wastewater Treatment Division**

ACCOUNT NUMBER ACCOUNT DESCRIPTION	FISCAL YEAR	FISCAL YEAR	FISCAL YEAR	FISCAL YEAR
	2018 BUDGET	2018 ESTIMATED ACTUAL	2019 BUDGET	2020 FINANCIAL PLAN
020-5410-435.10-04 REGULAR	404,800	312,600	406,535	423,203
020-5410-435.10-05 VARIABLE PAY PROGRAM	0	1,000	0	0
020-5410-435.10-11 OVERTIME	30,000	38,400	30,000	30,000
020-5410-435.10-19 INJURY PAY	0	100	0	0
SALARIES AND WAGES	<u>434,800</u>	<u>352,100</u>	<u>436,535</u>	<u>453,203</u>
020-5410-435.20-10 LONGEVITY	7,800	6,500	6,500	6,566
020-5410-435.20-21 SOCIAL SECURITY	31,200	26,500	29,824	31,047
020-5410-435.20-22 RETIREMENT	41,300	35,700	41,377	43,073
020-5410-435.20-26 INSURANCE	135,800	98,100	181,631	189,078
020-5410-435.20-41 CELL PHONE ALLOWANCE	600	500	931	931
EMPLOYEE BENEFITS	<u>216,700</u>	<u>167,300</u>	<u>260,263</u>	<u>270,695</u>
PERSONAL SERVICES	<u>651,500</u>	<u>519,400</u>	<u>696,798</u>	<u>723,898</u>
020-5410-435.30-11 REG. FEES & CERTIFICATION	5,049	5,300	3,500	3,500
020-5410-435.30-34 LAB SERVICES	45,000	44,900	45,000	45,000
020-5410-435.30-35 PRETREATMENT/OPERATIONS	1,000	0	1,000	1,000
020-5410-435.30-75 DEQ FEES	18,500	19,000	20,000	20,000
020-5410-435.30-84 MEDICAL VACCINATION	1,000	0	1,000	1,000
020-5410-435.30-85 MEMBERSHIP DUES	500	300	700	700
020-5410-435.30-87 PROFESSIONAL SERVICES	15,000	13,900	14,000	14,000
PROF & TECH SERVICES	<u>86,049</u>	<u>83,400</u>	<u>85,200</u>	<u>85,200</u>
020-5410-435.40-07 BUILDING MAINTENANCE	15,000	13,000	15,000	15,000
020-5410-435.40-20 VEHICLE REPAIR	3,000	5,000	5,000	5,000
020-5410-435.40-28 MISC CONTRACT SERVICES	8,500	9,400	9,500	9,500
020-5410-435.40-29 OTHER EQUIPMENT REPAIR	10,000	0	10,000	10,000
020-5410-435.40-30 CONTRACT LANDFILL SERVICE	175,000	189,300	220,000	220,000
020-5410-435.40-31 UNIFORM RENTAL/SERVICES	2,500	1,200	2,500	2,500
020-5410-435.40-32 EQUIPMENT RENTAL	10,000	3,600	7,500	7,500
020-5410-435.40-33 OTHER RENTAL	6,000	4,800	6,000	6,000
020-5410-435.40-45 RMUA CONTRACT SERVICES	1,700,000	500,000	1,865,800	1,834,700
020-5410-435.40-50 RADIO MAINTENANCE-OUTSIDE	3,000	1,000	4,000	4,000
020-5410-435.40-55 MAINTENANCE SERVICES	17,000	3,500	17,000	17,000
PROPERTY SERVICES	<u>1,950,000</u>	<u>730,800</u>	<u>2,162,300</u>	<u>2,131,200</u>

**CITY OF BROKEN ARROW  
BROKEN ARROW MUNICIPAL AUTHORITY  
UTILITIES DEPARTMENT  
Wastewater Treatment Division**

ACCOUNT NUMBER ACCOUNT DESCRIPTION	FISCAL YEAR	FISCAL YEAR	FISCAL YEAR	FISCAL YEAR
	2018 BUDGET	2018 ESTIMATED ACTUAL	2019 BUDGET	2020 FINANCIAL PLAN
020-5410-435.50-03 TRAVEL & EXPENSES	8,500	3,900	7,500	7,500
020-5410-435.50-22 TELEPHONE	3,400	2,800	3,400	3,400
020-5410-435.50-23 OTHER UTILITIES	2,500	2,100	2,500	2,500
020-5410-435.50-25 UTILITIES (PSO)	250,000	242,200	250,000	250,000
020-5410-435.50-36 PRINTING SERVICES	2,500	0	1,000	1,000
020-5410-435.50-86 MISCELLANEOUS	1,000	100	1,000	1,000
OTHER SERVICES	<u>267,900</u>	<u>251,100</u>	<u>265,400</u>	<u>265,400</u>
OTHER SERVICES & CHARGES	<u>2,303,949</u>	<u>1,065,300</u>	<u>2,512,900</u>	<u>2,481,800</u>
020-5410-435.60-03 OFFICE SUPPLIES	3,000	1,300	2,000	2,000
020-5410-435.60-10 UNIFORMS	3,000	2,000	3,000	3,000
020-5410-435.60-18 BLDG MATERIAL & SUPPLIES	10,000	4,800	4,500	4,500
020-5410-435.60-19 TIRES & TUBES	10,000	9,400	10,000	10,000
020-5410-435.60-20 VEHICLE REPAIR PARTS	10,000	16,000	10,000	10,000
020-5410-435.60-21 FUEL & LUBRICANTS	20,000	16,700	20,000	20,000
020-5410-435.60-23 MATERIAL & SUPPLIES	20,000	9,100	15,000	15,000
020-5410-435.60-24 OTHER EQUIPMENT	25,000	27,800	25,000	25,000
020-5410-435.60-27 CONCRETE & AGGREGATE	2,500	0	2,500	2,500
020-5410-435.60-30 JANITORIAL SUPPLIES	800	600	800	800
020-5410-435.60-31 OTHER EQUIP PARTS/MAINT	8,000	4,800	8,000	8,000
020-5410-435.60-34 CHEMICAL & LAB SUPPLIES	210,000	165,300	180,000	180,000
020-5410-435.60-41 SUPPLIES/ PUMP & LIFT STA	0	0	0	0
020-5410-435.60-45 REPAIRS & REPLACEMENTS	90,000	50,300	50,000	50,000
020-5410-435.60-50 RADIO MAINTENANCE	4,800	0	1,000	1,000
MATERIAL & SUPPLIES	<u>417,100</u>	<u>308,100</u>	<u>331,800</u>	<u>331,800</u>
WASTEWATER TREATMENT	<u>3,372,549</u>	<u>1,892,800</u>	<u>3,541,498</u>	<u>3,537,498</u>

**CITY OF BROKEN ARROW  
BROKEN ARROW MUNICIPAL AUTHORITY  
UTILITIES DEPARTMENT  
Sewer R & C Division**

ACCOUNT NUMBER ACCOUNT DESCRIPTION	FISCAL YEAR	FISCAL YEAR	FISCAL YEAR	FISCAL YEAR
	2018 BUDGET	2018 ESTIMATED ACTUAL	2019 BUDGET	2020 FINANCIAL PLAN
020-5415-435.10-04 REGULAR	502,400	430,000	562,650	580,116
020-5415-435.10-05 VARIABLE PAY PROGRAM	3,000	3,000	1,400	1,400
020-5415-435.10-11 OVERTIME	45,000	45,000	55,000	55,000
020-5415-435.10-19 INJURY PAY	0	200	0	0
<b>SALARIES AND WAGES</b>	<b>550,400</b>	<b>478,200</b>	<b>619,050</b>	<b>636,516</b>
020-5415-435.20-10 LONGEVITY	9,900	9,900	12,700	12,827
020-5415-435.20-21 SOCIAL SECURITY	39,000	35,300	41,397	42,633
020-5415-435.20-22 RETIREMENT	51,300	48,800	57,590	59,351
020-5415-435.20-26 INSURANCE	268,100	152,200	221,306	230,388
020-5415-435.20-41 CELL PHONE ALLOWANCE	600	600	931	931
<b>EMPLOYEE BENEFITS</b>	<b>368,900</b>	<b>246,800</b>	<b>333,924</b>	<b>346,130</b>
<b>PERSONAL SERVICES</b>	<b>919,300</b>	<b>725,000</b>	<b>952,974</b>	<b>982,646</b>
020-5415-435.30-11 REG. FEES & CERTIFICATION	3,800	3,800	4,500	3,800
020-5415-435.30-34 LAB SERVICES	1,000	1,000	1,000	200
020-5415-435.30-84 MEDICAL VACCINATION	500	500	1,000	500
020-5415-435.30-87 PROFESSIONAL SERVICES	10,000	10,000	18,000	18,000
<b>PROF &amp; TECH SERVICES</b>	<b>15,300</b>	<b>15,300</b>	<b>24,500</b>	<b>22,500</b>
020-5415-435.40-07 BUILDING MAINTENANCE	500	2,500	1,000	500
020-5415-435.40-20 VEHICLE REPAIR	5,600	5,600	5,600	5,600
020-5415-435.40-28 MISC CONTRACT SERVICES	128,703	95,500	188,000	205,000
020-5415-435.40-29 OTHER EQUIPMENT REPAIR	12,000	12,000	12,000	6,000
020-5415-435.40-31 UNIFORM RENTAL/SERVICES	2,000	2,500	3,900	1,700
020-5415-435.40-32 EQUIPMENT RENTAL	1,000	1,000	1,000	1,000
020-5415-435.40-55 MAINTENANCE SERVICES	15,600	18,000	32,100	28,300
<b>PROPERTY SERVICES</b>	<b>165,403</b>	<b>137,100</b>	<b>243,600</b>	<b>248,100</b>
020-5415-435.50-03 TRAVEL & EXPENSES	1,000	1,000	1,000	1,000
020-5415-435.50-22 TELEPHONE	4,700	4,700	10,200	4,240
020-5415-435.50-23 OTHER UTILITIES	200	600	1,700	1,700
020-5415-435.50-24 UTILITIES (ONG)	8,000	8,000	8,000	8,000
020-5415-435.50-25 UTILITIES (PSO)	150,000	155,000	160,000	160,000
020-5415-435.50-84 PILOT	975,700	975,700	991,900	1,066,400
020-5415-435.50-85 OVERHEAD FEE	0	0	0	0
<b>OTHER SERVICES</b>	<b>1,139,600</b>	<b>1,145,000</b>	<b>1,172,800</b>	<b>1,241,340</b>
<b>OTHER SERVICES &amp; CHARGES</b>	<b>1,320,303</b>	<b>1,297,400</b>	<b>1,440,900</b>	<b>1,511,940</b>

**CITY OF BROKEN ARROW  
BROKEN ARROW MUNICIPAL AUTHORITY  
UTILITIES DEPARTMENT  
Sewer R & C Division**

ACCOUNT NUMBER ACCOUNT DESCRIPTION	FISCAL YEAR 2018 BUDGET	FISCAL YEAR 2018 ESTIMATED ACTUAL	FISCAL YEAR 2019 BUDGET	FISCAL YEAR 2020 FINANCIAL PLAN
020-5415-435.60-03 OFFICE SUPPLIES	500	500	1,000	3,600
020-5415-435.60-10 UNIFORMS	3,100	4,000	6,000	3,600
020-5415-435.60-19 TIRES & TUBES	1,000	3,500	2,000	2,000
020-5415-435.60-20 VEHICLE REPAIR PARTS	8,000	30,500	11,100	11,100
020-5415-435.60-21 FUEL & LUBRICANTS	13,000	14,000	17,000	17,000
020-5415-435.60-23 MATERIAL & SUPPLIES	13,000	15,500	13,000	8,000
020-5415-435.60-24 OTHER EQUIPMENT	6,500	6,500	3,400	16,000
020-5415-435.60-27 CONCRETE & AGGREGATE	10,300	20,000	50,000	50,000
020-5415-435.60-31 OTHER EQUIP PARTS/MAINT	1,000	1,000	1,000	1,000
020-5415-435.60-34 CHEMICAL & LAB SUPPLIES	1,100	2,000	2,000	1,000
020-5415-435.60-40 WTR/SEWER MAIN REPAIR P	20,000	20,000	20,000	60,000
020-5415-435.60-41 SUPPLIES/ PUMP & LIFT S	109,406	120,000	135,000	135,000
020-5415-435.60-50 RADIO MAINTENANCE	0	200	400	400
020-5415-435.60-80 ASPHALT & AGGREGATE MATERIAL & SUPPLIES	2,000	2,000	2,000	2,000
	<u>188,906</u>	<u>239,700</u>	<u>263,900</u>	<u>310,700</u>
SEWER R & C	<u>2,428,509</u>	<u>2,262,100</u>	<u>2,657,774</u>	<u>2,805,286</u>
UTILITIES	<u>15,955,563</u>	<u>14,104,700</u>	<u>16,919,237</u>	<u>17,439,682</u>

**BROKEN ARROW MUNICIPAL AUTHORITY  
DEPARTMENTAL CAPITAL OUTLAY  
FISCAL YEARS 2019 & 2020**

	PROJECT NUMBER	FISCAL YEAR	
		2019	2020
<b>2018 PROJECT CARRYOVERS:</b>			
<b>GENERAL SERVICES</b>			
<b>SANITATION (5125):</b>			
RECYCLING PILOT PROJECT	165114	250,000	0
<b>STREETS &amp; STORMWATER:</b>			
<b>STORMWATER(5305):</b>			
1905 W. UTICA PL. 370' 36" HP	SW1803	28,000	0
POPLAR AND OAKRIDGE BRIDGE	SW1801	85,000	0
			0
<b>UTILITIES:</b>			
<b>WATER R &amp; C (5400)</b>			
DEVELOP FLUSHING PROGRAM	185401	90,000	0
			0
<b>WATER PLANT (5405):</b>			
FRP CAUSTIC TANK REPLACE	185436	104,289	0
<b>WASTEWATER TREATMENT (5410)</b>			
RMUA	185417	385,000	0
<b>TOTAL 2018 PROJECT CARRYOVERS</b>		<b>942,289</b>	<b>0</b>

**BROKEN ARROW MUNICIPAL AUTHORITY  
DEPARTMENTAL CAPITAL OUTLAY  
FISCAL YEARS 2019 & 2020**

	PROJECT NUMBER	FISCAL YEAR	
		2019	2020
<b>2019 PROJECTS:</b>			
<b>FINANCE (0503):</b>			
<b>REVENUE</b>			
OFFICE FOR UTILITIES SERVICES MANAGER AND CARPET	190501	17,000	0
		<b>17,000</b>	<b>0</b>
<b>GENERAL SERVICES</b>			
<b>OPERATIONS (5100):</b>			
REPLACE CAMERA SYSTEM AT STARK	195101	16,000	0
UPDATE CAMERA STSTEM AT OOB	195102	6,500	0
MAINT CENTER AND MET LOT REPAIRS	195103	10,000	0
<b>BUILDING MAINTENANCE (5115):</b>			
REPLACEMENT WORK TRUCK W/ LIFTGATE	195104	50,000	0
<b>FLEET (5120):</b>			
SHOP ROOF ELASTERMERIC COATING	195105	25,000	0
CAR HAULER TRAILER	195106	16,000	0
GARAGE DOORS ON NORTH END OF SHOP	195107	16,000	0
GARAGE DOOR TO TIRE BARN	195108	8,000	0
VEHICLE LIFT IN TIRE BARN	195109	16,000	0
<b>SANITATION (5125):</b>			
MOBILE RADIO AND BASE RADIO-DISPATCH	195110	8,000	0
REPLACE 2 SANITATION TRUCKS	195111	325,000	0
ADD 4 REFUSE TRUCK ROUTE TABLETS	195112	13,600	0
		<b>510,100</b>	<b>0</b>

**BROKEN ARROW MUNICIPAL AUTHORITY  
DEPARTMENTAL CAPITAL OUTLAY  
FISCAL YEARS 2019 & 2020**

	PROJECT NUMBER	FISCAL YEAR	
		2019	2020
<b>2018 PROJECTS (CONTINUED):</b>			
<b>CONSTRUCTION/ENGINEERING:</b>			
<b>CONSTRUCTION (5200):</b>			
MISC INSPECTION EQUIPMENT	195201	5,000	0
OFFICE EQUIPMENT	195202	3,000	0
<b>ENGINEERING (5205):</b>			
VEHICLE	195203	25,000	0
SURVEY EQUIPMENT AND REPAIRS	195204	10,000	0
OFFICE SETUP FOR SPECIAL PROJECTS MANAGER	195205	8,000	0
OFFICE SETUP FOR PROPOSED NEW ENGINEER	195206	8,000	0
<b>STORMWATER (5210):</b>			
VEHICLE	195207	25,000	0
OFFICE SETUP FOR PROPOSED STORMWATER ENGINEER	195208	8,000	0
		<b>92,000</b>	<b>0</b>
<b>STREETS &amp; STORMWATER:</b>			
<b>STORMWATER (5305):</b>			
TRUCK W/ UTILITY BED	195301	95,000	0
SKID STEER LOADER	195302	90,000	0
ZTM 5' DECK (DIESEL)	195303	20,000	0
RUBBER TRAKS FOR MINI EXCAVATOR	195304	7,000	0
3/4 TON 4WD PICKUP	195305	38,000	0
15' BATWING BRUSH HOG	195306	22,000	0
1/2 TON CREW CAB 4WD PICKUP	195307	35,000	0
TRUCK RADIOS (3)	195308	18,600	0
HAND HELD RADIOS (4)	195309	21,600	0
WATER DRAIN 4524 W. TACOMA ST.	SW1901	25,000	0
VARIOUS BRIDGES & DRAINAGE	SW1902	100,000	0
		<b>472,200</b>	<b>0</b>

**BROKEN ARROW MUNICIPAL AUTHORITY  
DEPARTMENTAL CAPITAL OUTLAY  
FISCAL YEARS 2019 & 2020**

	PROJECT NUMBER	FISCAL YEAR	
		2019	2020
<b>UTILITIES:</b>			
<b>WATER R &amp; C (5400):</b>			
EXCAVATOR	195401	60,000	0
WATER LINE JASPER, OLIVE TO GARDENIA	WL1901	200,000	0
ANGUS ACRES WATER MAINS	WL1902	45,000	0
ROAD BORE MACHINE	195402	96,000	0
TRAILER	195403	7,000	0
DUMP TRUCK	195404	130,000	0
UTILITY CONCRETE REPAIRS	195405	100,000	0
<b>ADMINISTRATION (5401):</b>			
SUV FOR DIRECTOR	195406	29,000	0
<b>WATERPLANT (5405):</b>			
HACH WIMS SOFTWARE	195407	100,000	0
REPLACE CHLORINE TANK	195408	120,000	0
HVAC IN CHLORINE ROOM	195409	75,000	0
HVAC IN RAW WATER PUMP STATION	195410	75,000	0
SKIDD STEER	195411	80,000	0
TRAILER	195412	10,000	0
<b>WASTEWATER TREATMENT (5410)</b>			
TRACTOR/LOADER	195413	90,000	0
ROTARY 6FT CUTTER	195414	10,000	0
RMUA ANNUAL O & M	195415	200,000	0
<b>SEWER R &amp; C (5415):</b>			
TWO LAPTOP COMPUTERS	195416	11,000	0
4WD TRUCK	195417	70,000	0
THREE RADIOS	195418	15,000	0
ODOR CONTROL ALONG COUNTY LINE SEWER TRUNK	195419	235,000	0
REHAB EQUIPMENT AT EXPRESSWAY STATION	195420	100,000	0
		<b>1,858,000</b>	<b>0</b>
<b>TOTAL 2019 PROJECT</b>		<b>2,949,300</b>	<b>0</b>



**BROKEN ARROW MUNICIPAL AUTHORITY  
DEPARTMENTAL CAPITAL OUTLAY  
FISCAL YEARS 2019 & 2020**

	PROJECT NUMBER	FISCAL YEAR	
		2019	2020
<b>LOAN PROJECTS:</b>			
<b>UTILITIES</b>			
<b>WATER R &amp; C (5400)</b>			
<b>2015 OWRB FAP LOAN</b>			
2-3 MG ELEVATED WATER TANK - ROW & EASEMENTS	165424	375,800	0
2-3 MG ELEVATED WATER TANK - ENGINEERING	165424	332,900	0
KENWOOD HILLS BOOSTER PUMP - CONSTRUCTION	WL1601	59,200	0
KENWOOD HILLS BOOSTER PUMP - ENGINEERING	WL1601	564,200	0
WATERLINE/TUCSON 15TH-23RD - CONSTRUCTION	WL1603	53,100	0
24" WATERLINE FROM 5MG TANK - ROW & EASEMENTS	WL1609	800,000	0
24" WATERLINE FROM 5MG TANK - ENGINEERING	WL1609	67,600	0
WATERLINE OLIVE/TUCSON-NEW - ROW & EASEMENTS	WL1610	151,600	0
WATERLINE OLIVE/TUCSON-NEW - ENGINEERING	WL1610	689,900	0
<b>2017 OWRB FAP LOAN</b>			
TIGER HILL STORAGE MIXER - CONSTRUCTION	175432	159,600	0
TIGER HILL STORAGE MIXER - ENGINEERING/DESIGN	175432	4,200	0
24" WATERLINE FROM 5MG TO DISTRIBUTION SYSTEM - CONST	WL1803	2,000,000	0
TIGER HILL STORAGE TANK RESTORATION - CONSTRUCTION	185432	830,000	0
TIGER HILL STORAGE TANK RESTORATION - ENGINEERING	185432	18,400	0
WATER TREATMENT PLANT PLATE SETTLERS EXPANSION	175436	198,900	0
WTP - MAINTENANCE BUILDING - CONSTRUCTION	185433	325,000	0
WTP - MAINTENANCE BUILDING - ENGINEERING	185433	40,000	0
WTP - COPPER SULFATE FEED SYSTEM - CONSTRUCTION	175437	200,000	0
WTP - COPPER SULFATE FEED SYSTEM - ENGINEERING	175437	17,000	0
WATER DIST SYSTEM - OLD TOWN WATERLINES - CONSTRUCTION	WL1804	93,800	0
<b>METER READING (5406)</b>			
AUTOMATIC METER READING EQUIPMENT PHASE 2	185434	2,045,500	0
<b>TOTAL WATER PROJECTS FINANCED BY LOANS</b>		<b>9,026,700</b>	<b>0</b>

**BROKEN ARROW MUNICIPAL AUTHORITY  
DEPARTMENTAL CAPITAL OUTLAY  
FISCAL YEARS 2019 & 2020**

	PROJECT NUMBER	FISCAL YEAR	
		2019	2020
<b>LOAN PROJECTS (CONTINUED):</b>			
<b>WASTEWATER TREATMENT PLANT (5410)</b>			
<b>2015 OWRB FAP LOAN</b>			
CITYWIDE SCADA - CONSTRUCTION	155425	250,000	0
CITYWIDE SCADA - ENGINEERING	155425	1,467,400	0
SECONDARY CLARIFIER REHAB - ENGINEERING	165422	26,400	0
LLWWTP SLUDGE DIGESTER REFURB - CONSTRUCTION	165428	127,500	0
ASPEN CREEK RELIEF SEWER - ROW & EASEMENTS	S.1307	68,700	0
BAR SCREEN @ FIVE LIFT STATIONS - CONSTRUCTION	S.1504	150,000	0
BAR SCREEN @ FIVE LIFT STATIONS -ENGINEERING	S.1504	1,410,700	0
OAK CREST ADD COLL LINES - ENGINEERING	S.1603	99,100	0
EAST HASKELL ADD COLL LINES - ENGINEERING*	S.1604	18,200	0
HAIKEY CREEK TRUNK LINE - ENGINEERING	S.1605	43,500	0
ELM CREEK TRUNK LINE - CONSTRUCTION	S.1606	301,700	0
ONETA RD LIFT STATION - ENGINEERING	S.1607	20,700	0
<b>2016 OWRB CW LOAN</b>			
HC FEB EXPANSION	HC1801	5,300,000	0
HC- ACTIVATED SLUDE AERATION - DESIGN	HC1702	622,900	0
<b>2017 OWRB FAP LOAN</b>			
209TH ST LIFT STATION - CONSTRUCTION	S.1608	470,800	0
209TH ST LIFT STATION - ENGINEERING	S.1608	10,500	0
C.L. TRUNK SEWER 91ST, LLTP - ROW & EASEMENTS	S.1609	574,400	0
C.L. TRUNK SEWER 91ST, LLTP - CONSTRUCTION	S.1609	1,044,400	0
LLWWTP - HEADWORKS - SCREENING & GRIT REMOVAL - CONST	S.1802	11,200,000	0
LLWWTP - DIGESTER REHABILITATION - CONSTRUCTION	165428	1,070,000	0
LLWWTP - HEADWORKS - ODOR CONTROL - ENGINEERING	S.1804	75,000	0
<b>2017B OWRB FAP LOAN</b>			
HAIKEY CREEK MAINTENANCE BUILDING - CONSTRUCTION	HC1701	360,000	0
HAIKEY CREEK MAINTENANCE BUILDING - DESIGN	HC1701	19,600	0
HAIKEY CREEK LIFT STATION - PHASE 3 FORCE MAIN - CONST	HC1802	6,500,000	0
GRIT REMOVAL FACILITY REHAB - DESIGN	HC1803	150,000	0
<b>TOTAL SEWER PROJECTS FINANCED BY LOANS</b>		<b>31,381,500</b>	<b>0</b>
<b>TOTAL LOAN PROJECTS</b>		<b>40,408,200</b>	<b>0</b>

**BROKEN ARROW MUNICIPAL AUTHORITY  
DEPARTMENTAL CAPITAL OUTLAY  
FISCAL YEARS 2019 & 2020**

	PROJECT NUMBER	FISCAL YEAR	
		2019	2020
<b>2020 PROJECTS:</b>			
<b>GENERAL SERVICES:</b>			
<b>OPERATIONS (5100):</b>			
ADD CAMER SYSTEM AT FLEET		0	18,000
MAINTENANCE CENTER LOT REPAIRS		0	10,000
IMPROVEMENT WATER RUNOFF	165105	0	75,000
<b>SANITATION (5125):</b>			
REPLACE 2 SANITATION TRUCKS		0	330,000
PICKUP DISPATCH/CUSTOMER SERVICE		0	28,000
		<b>0</b>	<b>461,000</b>
<b>CONSTRUCTION AND ENGINEERING:</b>			
<b>CONSTRUCTION (5200):</b>			
TRUCK		0	24,000
LAPTOPS FOR TRUCKS		0	18,000
<b>ENGINEERING (5205):</b>			
VEHICLE		0	25,000
		<b>0</b>	<b>67,000</b>
<b>STREETS &amp; STORMWATER:</b>			
ASSET MANAGEMENT & WORK ORDER SOFTWARE		0	3,000
ASSET MANAGEMENT & WORK ORDER SOFTWARE (1/2 IN GF)		0	40,000
DATABASE DEVELOPMENT (1/2 IN GF)		0	100,000
TABLETS & SOFTWARE (1/2 IN GF)		0	20,000
JERSEY BARRIERS 9TH AND EAST KANSAS		0	35,000
DUMP TRUCK		0	130,000
		<b>0</b>	<b>328,000</b>

**BROKEN ARROW MUNICIPAL AUTHORITY  
DEPARTMENTAL CAPITAL OUTLAY  
FISCAL YEARS 2019 & 2020**

	PROJECT NUMBER	FISCAL YEAR	
		2019	2020
<b>2020 PROJECTS (CONTINUED):</b>			
<b>UTILITIES:</b>			
<b>WATER R &amp; C (5400)</b>			
WATER LINE SIDNEY AVE/23RD WATER TIE IN		0	35,000
WATER MAIN 234TH & 236TH ST		0	62,000
URBANA & TOLEDO WATER MAINS		0	100,000
<b>WATERPLANT (5405):</b>			
POWER WASHER		0	20,000
SURGE TANK REPAIRS		0	70,000
INSPECTION OF SWITCHGEAR		0	70,000
RMUA ANNUAL O & M		0	190,000
<b>WASTEWATER TREATMENT (5410)</b>			
ASPHALT SEALING OF FLOW EQUALIZER BASON		0	100,000
WWTP ELEC BLDG REPLACE CONDENSER COILS-HVAC		0	18,000
INSPECTION OF SWITCHGEAR		0	40,000
<b>SEWER R &amp; C (5415):</b>			
INSPECTION OF SWITCHGEAR		0	20,000
JET TRUCK		0	180,000
		<b>0</b>	<b>905,000</b>
<b>TOTAL 2020 PROJECTS</b>		<b>0</b>	<b>1,761,000</b>
<b>TOTAL 2018 CARRYOVER</b>		<b>942,289</b>	<b>0</b>
<b>TOTAL 2019 PROJECTS</b>		<b>2,949,300</b>	<b>0</b>
<b>TOTAL LOAN PROJECTS</b>		<b>40,408,200</b>	<b>0</b>
<b>TOTAL 2020 PROJECTS</b>		<b>0</b>	<b>1,761,000</b>
<b>ALL PROJECTS</b>		<b>44,299,789</b>	<b>1,761,000</b>

**CITY OF BROKEN ARROW**  
**FISCAL YEAR 2019 BUDGET & FISCAL YEAR 2020 FINANCIAL PLAN**  
**EXCESS CAPACITY SEWER ESCROW**  
**FUND 25**

**Description:**

A Special Revenue Fund which accounts for monies received from the development and construction industries. These funds are used to construct excess capacity sewer lines.

DESCRIPTION	ACTUAL F/Y 2017	BUDGET F/Y 2018	ESTIMATED ACTUAL F/Y 2018	BUDGET F/Y 2019	FINANCIAL PLAN F/Y 2020
<b>REVENUES :</b>					
Charges for Services					
Excess Capacity Fees	152,019	200,000	145,293	150,000	150,000
Interest	411	400	500	500	500
<b>TOTAL REVENUES</b>	<b>152,430</b>	<b>200,400</b>	<b>145,793</b>	<b>150,500</b>	<b>150,500</b>
<b>BEGINNING FUND BALANCE -</b>					
Reserved for Capital Projects	593,504	745,934	745,934	891,727	792,227
<b>TOTAL SOURCES</b>	<b>745,934</b>	<b>946,334</b>	<b>891,727</b>	<b>1,042,227</b>	<b>942,727</b>
<b>EXPENDITURES -</b>					
Capital Projects	0	650,000	0	250,000	250,000
<b>TOTAL EXPENDITURES</b>	<b>0</b>	<b>650,000</b>	<b>0</b>	<b>250,000</b>	<b>250,000</b>
<b>ENDING FUND BALANCE -</b>					
Reserved for Capital Projects	745,934	296,334	891,727	792,227	692,727
<b>ENDING FUND BALANCE</b>	<b>745,934</b>	<b>296,334</b>	<b>891,727</b>	<b>792,227</b>	<b>692,727</b>

**CITY OF BROKEN ARROW**  
**FISCAL YEAR 2019 BUDGET & FISCAL YEAR 2020 FINANCIAL PLAN**  
**CAPITAL OUTLAY**  
**EXCESS CAPACITY SEWER ESCROW**  
**FUND 25**

	PROJECT NUMBER	FISCAL YEAR	
		2019	2020
<b>2019 &amp; 2020 PROJECTS</b>			
PROJECTS TO BE DETERMINED	S.1901	250,000	250,000
<b>TOTAL CAPITAL OUTLAY</b>		<b><u>250,000</u></b>	<b><u>250,000</u></b>

**CITY OF BROKEN ARROW**  
**FISCAL YEAR 2019 BUDGET & FISCAL YEAR 2020 FINANCIAL PLAN**  
**STORMWATER CAPITAL**  
**FUND 26**

**Description:**

A Special Revenue Fund to account for funds received in lieu of building a detention facility. These funds will be used for future or ongoing stormwater improvements and regional detention projects.

DESCRIPTION	ACTUAL F/Y 2017	BUDGET F/Y 2018	ESTIMATED ACTUAL F/Y 2018	BUDGET F/Y 2019	FINANCIAL PLAN F/Y 2020
<b>REVENUES :</b>					
Charges for Services					
Development Fees	373,893	300,000	322,609	300,000	300,000
Interest	479	500	600	600	600
<b>TOTAL REVENUES</b>	<b>374,372</b>	<b>300,500</b>	<b>323,209</b>	<b>300,600</b>	<b>300,600</b>
<b>BEGINNING FUND BALANCE -</b>					
Reserved for Capital Projects	1,036,541	1,234,436	1,234,436	1,457,645	1,312,645
<b>TOTAL SOURCES</b>	<b>1,410,913</b>	<b>1,534,936</b>	<b>1,557,645</b>	<b>1,758,245</b>	<b>1,613,245</b>
<b>EXPENDITURES -</b>					
Capital Outlay	176,477	525,000	100,000	445,600	250,000
<b>TOTAL EXPENDITURES</b>	<b>176,477</b>	<b>525,000</b>	<b>100,000</b>	<b>445,600</b>	<b>250,000</b>
<b>ENDING FUND BALANCE -</b>					
Reserved for Capital Projects	1,234,436	1,009,936	1,457,645	1,312,645	1,363,245
<b>ENDING FUND BALANCE</b>	<b>1,234,436</b>	<b>1,009,936</b>	<b>1,457,645</b>	<b>1,312,645</b>	<b>1,363,245</b>

**CITY OF BROKEN ARROW  
 FISCAL YEAR 2019 BUDGET & FISCAL YEAR 2020 FINANCIAL PLAN  
 CAPITAL OUTLAY  
 STORMWATER CAPITAL  
 FUND 26**

	PROJECT NUMBER	FISCAL YEAR	
		2019	2020
<b>2019 &amp; 2020 PROJECTS:</b>			
BASS PRO POND MAINTENANCE	SW1903	25,000	0
PROJECTS TO BE DETERMINED	SW1904	300,000	0
ASPEN POND	SW1905	20,600	0
CEDAR AND ASH	SW1906	100,000	0
PROJECTS TO BE DETERMINED			250,000
<b>TOTAL CAPITAL OUTLAY</b>		<b>445,600</b>	<b>250,000</b>



**CITY OF BROKEN ARROW**  
**FISCAL YEAR 2019 BUDGET & FISCAL YEAR 2020 FINANCIAL PLAN**  
**CONVENTION & VISITORS BUREAU**  
**FUND 27**

**Description:**

A Special Revenue Fund which accounts for a four (4%) percent tax on hotel/motel room rentals. These funds are to be used to encourage, promote and foster, leisure, culture and tourism in Broken Arrow and is administered by the Convention & Visitors Bureau.

DESCRIPTION	ACTUAL F/Y 2017	BUDGET F/Y 2018	ESTIMATED ACTUAL F/Y 2018	BUDGET F/Y 2019	FINANCIAL PLAN F/Y 2020
<b>REVENUE -</b>					
Taxes	503,275	600,000	529,613	580,000	600,000
Interest	270	200	200	200	200
Miscellaneous	4,500	0	3,563	3,000	0
<b>TOTAL REVENUES</b>	<b>508,045</b>	<b>600,200</b>	<b>533,376</b>	<b>583,200</b>	<b>600,200</b>
<b>BEGINNING FUND BALANCE</b>	<b>521,178</b>	<b>435,873</b>	<b>435,873</b>	<b>365,199</b>	<b>417,649</b>
<b>TOTAL SOURCES</b>	<b>1,029,223</b>	<b>1,036,073</b>	<b>969,249</b>	<b>948,399</b>	<b>1,017,849</b>
<b>EXPENDITURES -</b>					
Other Services and Charges	312,578	379,809	375,650	301,750	339,900
Materials and Supplies	1,968	4,391	2,300	3,000	2,000
Capital Outlay	8,804	1,000	1,100	1,000	1,000
<b>TOTAL EXPENDITURES</b>	<b>323,350</b>	<b>385,200</b>	<b>379,050</b>	<b>305,750</b>	<b>342,900</b>
<b>OTHER FINANCING USES -</b>					
Transfers Out	270,000	225,000	225,000	225,000	225,000
<b>ENDING FUND BALANCE</b>	<b>435,873</b>	<b>425,873</b>	<b>365,199</b>	<b>417,649</b>	<b>449,949</b>

**CITY OF BROKEN ARROW, OKLAHOMA**  
**FISCAL YEAR 2019 BUDGET & FISCAL YEAR 2020 FINANCIAL PLAN**  
**CONVENTION AND VISITOR'S BUREAU**  
**CAPITAL OUTLAY**  
**FUND 27**

	PROJECT NUMBER	FISCAL YEAR	
		2019	2020
<b>OTHER SERVICES &amp; CHARGES:</b>			
OTHER SERVICES & CHARGES		301,750	339,900
<b>TOTAL OTHER SERVICES &amp; CHARGES</b>		<b>301,750</b>	<b>339,900</b>
<b>MATERIALS &amp; SUPPLIES</b>			
MATERIALS & SUPPLIES		3,000	2,000
<b>TOTAL MATERIALS &amp; SUPPLIES</b>		<b>3,000</b>	<b>2,000</b>
<b>2019 &amp; 2020 PROJECT</b>			
MISCELLANEOUS OFFICE EQUIPMENT	191701	1,000	1,000
<b>TOTAL CAPITAL OUTLAY</b>		<b>1,000</b>	<b>1,000</b>

**CITY OF BROKEN ARROW**  
**FISCAL YEAR 2019 BUDGET & FISCAL YEAR 2020 FINANCIAL PLAN**  
**SALES TAX CAPITAL IMPROVEMENT**  
**FUND 30**

**Description:**

A Special Revenue Fund which accounts for the proceeds of a one-half cent sales tax restricted in use for capital improvements and debt service associated with capital improvements.

DESCRIPTION	ACTUAL F/Y 2017	BUDGET F/Y 2018	ESTIMATED ACTUAL F/Y 2018	BUDGET F/Y 2019	FINANCIAL PLAN F/Y 2020
<b>REVENUES:</b>					
Sales Tax	6,819,293	7,150,000	7,008,400	7,078,500	7,149,300
Intergovernmental	3,951,855	0	771,035	800,000	0
Interest	10,174	9,500	9,500	9,800	9,800
Miscellaneous	47,761	47,500	316,836	0	0
<b>TOTAL REVENUES:</b>	<b>10,829,083</b>	<b>7,207,000</b>	<b>8,105,771</b>	<b>7,888,300</b>	<b>7,159,100</b>
<b>OTHER FINANCING SOURCES</b>					
Transfers In	0	0	0	0	0
<b>TOTAL OTHER FINANCING SOURCES</b>	<b>0</b>	<b>0</b>	<b>0</b>	<b>0</b>	<b>0</b>
<b>TOTAL REVENUES AND OTHER FINANCING SOURCES</b>	<b>10,829,083</b>	<b>7,207,000</b>	<b>8,105,771</b>	<b>7,888,300</b>	<b>7,159,100</b>
<b>BEGINNING FUND BALANCE:</b>					
Reserved for Capital Projects	7,173,488	5,684,919	5,684,919	7,417,790	4,783,590
Reserved for Debt Service	900,000	900,000	900,000	900,000	900,000
<b>TOTAL FUND BALANCE</b>	<b>8,073,488</b>	<b>6,584,919</b>	<b>6,584,919</b>	<b>8,317,790</b>	<b>5,683,590</b>
<b>TOTAL AVAILABLE SOURCES</b>	<b>18,902,571</b>	<b>13,791,919</b>	<b>14,690,690</b>	<b>16,206,090</b>	<b>12,842,690</b>
<b>EXPENDITURES -</b>					
Capital Projects	10,525,345	6,954,200	4,563,000	8,527,500	4,185,200
Debt Service	1,792,307	1,850,000	1,809,900	1,995,000	2,095,000
<b>TOTAL EXPENDITURES</b>	<b>12,317,652</b>	<b>8,804,200</b>	<b>6,372,900</b>	<b>10,522,500</b>	<b>6,280,200</b>
<b>FUND BALANCE:</b>					
Reserved for Capital Projects	5,684,919	4,087,719	7,417,790	4,978,590	5,957,490
Reserved for Debt Service	900,000	900,000	900,000	705,000	605,000
<b>ENDING FUND BALANCE</b>	<b>6,584,919</b>	<b>4,987,719</b>	<b>8,317,790</b>	<b>5,683,590</b>	<b>6,562,490</b>

**CITY OF BROKEN ARROW  
FISCAL YEAR 2019 BUDGET & FISCAL YEAR 2020 FINANCIAL PLAN  
CAPITAL OUTLAY  
SALES TAX CAPITAL IMPROVEMENT  
FUND 30**

	PROJECT NUMBER	FISCAL YEAR	
		2019	2020
<b>CAPITAL OUTLAY:</b>			
<b>2018 PROJECT CARRYOVERS:</b>			
<b>GENERAL GOVERNMENT CITY WIDE INFORMATION TECHNOLOGY</b>			
FIBER PROJECTS	171102	180,000	0
		<b>180,000</b>	<b>0</b>
<b>FINANCE</b>			
ACOM EMAIL MODULE	180501	5,000	0
		<b>5,000</b>	<b>0</b>
<b>DEVELOPMENT SERVICES:</b>			
COMPREHENSIVE PLAN	161404	125,000	0
		<b>125,000</b>	<b>0</b>
<b>GENERAL GOVERNMENT</b>			
TIGER HILL RETAINING WALL	161707	1,800,000	0
		<b>1,800,000</b>	<b>0</b>
<b>STREETS:</b>			
S & SW BUILDING ROOF REPLACEMENT	185317	140,000	0
S & SW BUILDING HVAC UNIT REPLACEMENTS	185322	75,000	0
SUPPORT RACK FOR SAND SPREADERS	175327	40,000	0
		<b>255,000</b>	<b>0</b>
<b>TOTAL CARRYOVER</b>		<b>2,365,000</b>	<b>0</b>

**CITY OF BROKEN ARROW  
FISCAL YEAR 2019 BUDGET & FISCAL YEAR 2020 FINANCIAL PLAN  
CAPITAL OUTLAY  
SALES TAX CAPITAL IMPROVEMENT  
FUND 30**

	PROJECT NUMBER	FISCAL YEAR	
		2019	2020
<b>CAPITAL OUTLAY:</b>			
<b>2019 PROJECTS:</b>			
<b>CITY MANAGER:</b>			
CITY HALL COURTYARD	190301	2,000	0
ECONOMIC DEVELOPMENT PROFESSIONAL SERVICES	190302	50,000	0
SUV FOR COMMUNICATIONS	190303	28,000	0
		<b>80,000</b>	<b>0</b>
<b>GENERAL GOVERNMENT:</b>			
ECONOMIC DEVELOPMENT	191702	1,000,000	0
ROSE DISTRICT BANNERS	191703	25,000	0
2 POOL CARS	191704	40,000	0
RECORDS STORAGE SHELVEING	191705	10,500	0
CITY HALL WEST WALL BRICK REPLACEMENT	191706	18,000	0
CITY HALL UTILITIES FOYER, ADD HVAC	191707	9,500	0
		<b>1,103,000</b>	<b>0</b>
<b>FINANCE:</b>			
CERTIFY A/P SYSTEM	190502	19,500	0
OPENGOV/WORKIVA	190503	27,100	0
		<b>46,600</b>	<b>0</b>
<b>HUMAN RESOURCES:</b>			
WORKSTATIONS FOR OPEN AREA	191101	25,000	0
ELECTRONIC MESSAGE BOARD PILOT	191102	2,000	0
		<b>27,000</b>	<b>0</b>
<b>CITY CLERK:</b>			
VEHICLE FOR COURT CLERKS	191801	20,000	0
SURFACE PRO 5	191802	5,000	0
COURT CLERK BULLET RESISTANT GLASS	191803	5,200	0
COURT CLERK CONTROL PANEL AND READER FOR DOOR	191804	4,100	0
SECURITY CAMERAS COURT CLERK	191805	10,500	0
SECURITY CAMERAS COURT ROOM	191806	10,000	0
PANIC ALARMS FOR COURT CLERK AND COURT AREA	191807	2,700	0
		<b>57,500</b>	<b>0</b>
<b>GENERAL GOVERNMENT CITYWIDE INFORMATION TECHNOLOGY:</b>			
TORNADO SIREN BACKUP REPEATER	191708	75,000	0
CONVERT OPENSKY CHANNELS TO P25 CHANNELS	191709	125,000	0
		<b>200,000</b>	<b>0</b>

**CITY OF BROKEN ARROW**  
**FISCAL YEAR 2019 BUDGET & FISCAL YEAR 2020 FINANCIAL PLAN**  
**CAPITAL OUTLAY**  
**SALES TAX CAPITAL IMPROVEMENT**  
**FUND 30**

	PROJECT NUMBER	FISCAL YEAR	
		2019	2020
<b>CAPITAL OUTLAY:</b>			
<b>2019 PROJECTS (CONTINUED):</b>			
<b>INFORMATION TECHNOLOGY:</b>			
HYPHER V CLUSTER REPLACEMENT	191203	60,000	0
SERVER REPLACEMENTS	191204	25,000	0
PC REPLACEMENTS	191205	80,000	0
NETWORK UPGRADES	191206	75,000	0
REPLACEMENT LAPTOPS AND DOCKS	191207	14,200	0
VIDEO STORAGE	191208	15,000	0
MISC. TOOLS FOR TECHNICIANS	191209	7,500	0
4WD 3/4 PICKUP	191210	45,000	0
BED INSERT FOR PICKUP	191211	9,300	0
BALLISTIC SECURITY CITY HALL	191212	20,000	0
		<b>351,000</b>	<b>0</b>
<b>DEVELOPMENT SERVICES:</b>			
COMPREHENSIVE PLAN	161404	136,000	0
4WD SUV (PLAN DEVELOPMENT)	191401	35,000	0
		<b>171,000</b>	<b>0</b>
<b>POLICE:</b>			
POLICE VEHICLES (14)	193001	650,000	0
TASERS	193002	36,000	0
BUILDING/FRONT PSC CLASSROOM)	193003	20,000	0
AUDIO/VIDEO (NEW TRAINING BUILDING)	193004	20,000	0
HANDHELD RADIOS FOR 5 NEW POSITIONS	193005	18,000	0
SOT VESTS/SHIELDS	193006	18,000	0
ANIMAL SHELTER UPGRADES	193007	10,000	0
ANIMAL CONTROL OUTDOOR KENNEL (ANIMAL SHELTER)	193008	8,000	0
DT MATS	193009	18,000	0
CPR MANNEQUINS	193010	3,000	0
CNT RESCUE PHONE	193011	4,000	0
EM MICOM	193012	19,000	0
EM VIC	193013	5,000	0
TSU MAPPING SOFTWARE	193014	10,000	0
UAV DRONE	193015	10,000	0
SOT POLECAM	193016	9,000	0
2 METAL DETECTORS PD/COURTHOUSE (JAIL)	193017	16,000	0
2 - ATVS	193018	40,000	0
		<b>914,000</b>	<b>0</b>

**CITY OF BROKEN ARROW**  
**FISCAL YEAR 2019 BUDGET & FISCAL YEAR 2020 FINANCIAL PLAN**  
**CAPITAL OUTLAY**  
**SALES TAX CAPITAL IMPROVEMENT**  
**FUND 30**

	PROJECT NUMBER	FISCAL YEAR	
		2019	2020
<b>CAPITAL OUTLAY:</b>			
<b>2019 PROJECTS (CONTINUED):</b>			
<b>FIRE:</b>			
QUINT	183506	700,000	0
DEFIBRILATORS	193501	84,000	0
BUNKER GEAR	193502	73,000	0
FIRE HOSE	193503	10,000	0
FACILITY REMODEL (STATION 4 &5)	193504	28,000	0
FIRE STATION BED REPLACEMENT	193505	2,500	0
FIRE STATION FURNITURE REPLACEMENT	193506	2,500	0
AMBULANCE PAYMENT	173512	200,000	0
STAFF VEHICLES (2 PICKUPS)	193507	90,000	0
FIRE STATION #3 REPLACEMENT	163511	611,000	0
STATION 2 HVAC	183512	34,000	0
		<b>1,835,000</b>	<b>0</b>
<b>STREETS:</b>			
VAC TRUCK	195310	326,000	0
DUMP TRUCK	195311	135,000	0
1 TON CREW CAB FLATBED DIESEL WORK TRUCK	195312	60,000	0
2 STAINLESS STEEL SANDERS	195313	40,000	0
2 HYDRAULIC ARTICULATING SNOW PLOWS & HITCHES	195314	30,000	0
THREE MOBILE RADIOS(3)	195315	20,000	0
ROAD WIDENER ATTACHMENT FOR SKID-STEER	195316	45,000	0
WALK BEHIND PAINT MACHINE	195317	18,000	0
CRACK SEALER WAND	195318	6,000	0
LINE ERASER	195319	12,000	0
HAND HELD RADIO	195320	4,000	0
TREE TRIMMING EQUIPMENT	195321	2,000	0
POWER TOOLS	195322	2,000	0
MOSQUITO SPRAYER	195323	20,000	0
		<b>720,000</b>	<b>0</b>
<b>SIGNALIZATION:</b>			
BUCKET TRUCK (1/2 IN FUND 42)	195324	85,000	0
1/2 TON CREW CAB PICK UP TRUCK	195325	35,000	0
HAND HELD RADIO X 3	195326	10,000	0
MEG METER X 2	195327	3,000	0
LAP TOP COMPUTER X 3	195328	15,000	0
DESK & CHAIRS	195329	10,000	0
		<b>158,000</b>	<b>0</b>

**CITY OF BROKEN ARROW  
FISCAL YEAR 2019 BUDGET & FISCAL YEAR 2020 FINANCIAL PLAN  
CAPITAL OUTLAY  
SALES TAX CAPITAL IMPROVEMENT  
FUND 30**

	PROJECT NUMBER	FISCAL YEAR	
		2019	2020
<b>CAPITAL OUTLAY:</b>			
<b>2019 PROJECTS (CONTINUED):</b>			
<b>PARKS:</b>			
WIDE AREA MOWER	196001	80,000	0
1-TON TRUCK W/FLAT BED	196002	35,000	0
ZTR MOWER	196003	24,000	0
3/4 TON CREW CAB TRUCK	196004	30,000	0
RECOAT WOOD GYM FLOORS AT COMMUNITY CENTER	196005	8,000	0
REPLACE TILE FLOORING AT NIENHUIS COMMUNITY CENTER	196006	30,000	0
COMPUTER CARD READERS FOR REC CENTERS AND POOLS	196007	3,000	0
FIELD MACHINE	196008	25,000	0
FRAISE MOWER	196009	26,000	0
SEEDER/SPREADER	196010	5,000	0
REPLACEMENT SECURITY CAMERAS AT NIENHUIS POOL	196011	6,400	0
REPLACEMENT SECURITY CAMERAS AT CENTRAL PARK CC	196012	18,000	0
REPLACEMENT SECURITY CAMERAS AT NIENHUIS PARK CC	196013	11,000	0
SMALL GREENHOUSE PACKAGE W/ UTILITY SERVICES	196014	16,000	0
WORKFORCE GIS SOFTWARE	196015	5,000	0
ROSE DISTRICT RECYCLING CONTAINERS	196016	12,000	0
UTILITY CART	196017	9,000	0
ROSE DISTRICT CHRISTMAS LIGHTING	196018	14,000	0
NIENHUIS GYM WALLS, REPAINT	196019	10,000	0
NIENHUIS GYM, REPAIR OVERHANG DAMAGE	196020	4,000	0
NIENHUIS LEAK REPAIR	196021	8,000	0
		<b>379,400</b>	<b>0</b>
<b>BATTLE CREEK:</b>			
ROTARY ROUGH MOWER AT BCGC	BC1901	70,000	0
SURROUNDS CONTOUR MOWER AT BCGC	BC1902	35,000	0
REPLACE CARPET IN CLUBHOUSE AT BCGC	BC1903	10,500	0
5 GANG DRIVNG RANGE UNIT AT BCGC	BC1904	4,500	0
		<b>120,000</b>	<b>0</b>
<b>TOTAL 2019 PROJECTS</b>		<b>6,162,500</b>	<b>0</b>



**CITY OF BROKEN ARROW  
FISCAL YEAR 2019 BUDGET & FISCAL YEAR 2020 FINANCIAL PLAN  
CAPITAL OUTLAY  
SALES TAX CAPITAL IMPROVEMENT  
FUND 30**

	PROJECT NUMBER	FISCAL YEAR	
		2019	2020
<b>CAPITAL OUTLAY:</b>			
<b>2020 PROJECTS:</b>			
<b>FINANCE:</b>			
OPENGOV/WORKIVA		0	24,000
		<b>0</b>	<b>24,000</b>
<b>HUMAN RESOURCES:</b>			
ELECTRONIC MESSAGE BOARD PILOT		0	5,000
ANNEX RENOVATION - PHASE TWO		0	10,000
		<b>0</b>	<b>15,000</b>
<b>INFORMATION TECHNOLOGY:</b>			
SERVER REPLACEMENTS		0	25,000
PC REPLACEMENTS		0	80,000
NETWORK UPGRADES		0	78,000
CISCO ISE (IDENTITY SERVICES ENGINE)		0	77,500
REPLACE SUMO ON REPLICA CLUSTER		0	60,000
VIDEO STORAGE		0	15,000
MISC. TOOLS FOR TECHNICIANS		0	7,500
RADIO SYSTEM LOGGING RECORDER		0	95,000
4WD 1/2 PICKUP (IF NEW TECH IS APPROVED)		0	29,000
BED INSERT FOR PICKUP (IF NEW TECH IS APPROVED)		0	9,300
CONVERT OPENSKY CHANNELS TO P25 CHANNELS		0	125,000
		<b>0</b>	<b>601,300</b>
<b>DEVELOPMENT SERVICES:</b>			
COMPREHENSIVE PLAN	161404	0	71,000
ZONING CODE UPDATE		0	40,000
4WD 1/2 TON PICKUP (INSPECTIONS NEW POSITITON)		0	28,000
DIGITAL PLAN REVIEW SOFTWARE & EQUIPMENTS		0	20,000
		<b>0</b>	<b>159,000</b>
<b>POLICE:</b>			
POLICE VEHICLES (14)		0	700,000
TASERS		0	36,000
HANDHELD RADIOS FOR 5 NEW POSITIONS		0	18,000
SOT VESTS/SHIELDS		0	18,000
CID FURNITURE (ADDITIONAL MANPOWER)		0	10,000
TSU MAPPING SOFTWARE		0	10,000
SOT EQUIPMENT		0	24,000
SELF SERVE KIOSK		0	20,000
UNDETERMINED REPAIRS/REPLACEMENTS		0	80,000
PD AWNING NORTH ENTRANCE		0	8,000
PROJECT TO BE DETERMINED (ANIMAL SHELTER)		0	10,000
PATROL SHIELDS		0	16,000
FLIR (FORWARD LOOKING INFRARED RADAR)		0	16,000
		<b>0</b>	<b>966,000</b>

**CITY OF BROKEN ARROW  
FISCAL YEAR 2019 BUDGET & FISCAL YEAR 2020 FINANCIAL PLAN  
CAPITAL OUTLAY  
SALES TAX CAPITAL IMPROVEMENT  
FUND 30**

	PROJECT NUMBER	FISCAL YEAR	
		2019	2020
<b>CAPITAL OUTLAY:</b>			
<b>2020 PROJECTS (CONTINUED):</b>			
<b>FIRE:</b>			
DEFIBRILATORS		0	84,000
BUNKER GEAR		0	68,000
FIRE HOSE		0	10,000
FACILITY REMODEL (STATION 4 &5)		0	33,000
FIRE STATION BED REPLACEMENT		0	2,500
FIRE STATION FURNITURE REPLACEMENT		0	2,500
AMBULANCE PAYMENT		0	450,000
STAFF VEHICLES (2 PICKUPS)		0	90,000
		<b>0</b>	<b>740,000</b>
<b>STREETS:</b>			
DUMP TRUCKS (2)		0	265,000
THREE STAINLESS STEEL SANDERS		0	65,000
SNOW PLOWS & HITCHES (3)		0	50,000
MOBILE RADIOS (3)		0	20,000
UPGRADES TO NEW FACILITY		0	100,000
WHEEL LOADER 3YD		0	225,000
TRAINING CLASSES		0	10,000
ASSET MANAGEMENT & WORK ORDER SOFTWARE		0	3,000
3/4 TON, 2 DOOR, 4WD, 8' BED PICKUP		0	35,000
ASSET MANAGEMENT & WORK ORDER SOFWARE (1/2 IN BAMA)		0	40,000
DATABASE DEVELOPMENT (1/2 IN BAMA)		0	100,000
TABLETS & SOFTWARE (1/2 IN BAMA)		0	20,000
UPGRADE COMPUTER		0	3,000
		<b>0</b>	<b>936,000</b>

**CITY OF BROKEN ARROW  
FISCAL YEAR 2019 BUDGET & FISCAL YEAR 2020 FINANCIAL PLAN  
CAPITAL OUTLAY  
SALES TAX CAPITAL IMPROVEMENT  
FUND 30**

	PROJECT NUMBER	FISCAL YEAR	
		2019	2020
<b>CAPITAL OUTLAY:</b>			
<b>2020 PROJECTS (CONTINUED):</b>			
<b>PARKS:</b>			
RECOAT WOOD GYM FLOORS AT COMMUNITY CENTER		0	8,000
REPLACEMENT SECURITY CAMERAS AT CENTRAL PARK CC		0	18,000
REPLACEMENT SECURITY CAMERAS AT NIENHUIS PARK CC		0	14,000
BOBTAIL DUMP TRUCK		0	105,000
SMALL UTILITY TRACTOR		0	30,000
MULTI PRO SPRAY UNIT		0	40,500
WIDE AREA MOWER FOR EVENTS PARK		0	95,000
WIDE AREA CONTOUR MOWER		0	80,000
3/4 TON PICKUP		0	32,000
UTILITY TRAILER		0	7,500
3/4 TON PICKUP		0	32,000
SURFACE SEAL NIENHUIS WALKING TRAIL		0	16,000
ROCKWOOD WEST CONCRETE WALKS		0	7,000
COMPUTER AND PRINTERS FOR POOLS		0	7,000
REPAIR NIENHUIS CC CANOPY		0	4,000
REPLACE MAIN BASKETBALL GOALS AT CENTRAL CC GYM 1		0	16,000
PAINT CENTRAL CC INTERIOR GYM WALLS		0	18,000
REPLACE SECURITY CAMERAS AT RAY HARRAL		0	8,000
REPLACE SECURITY CAMERAS AT CENTRAL POOL		0	6,000
REPLACE SECURITY CAMERAS AT COUNTRY AIRE POOL		0	7,100
3/4 TON CREW CAB TRUCK		0	30,000
TRAIL CAMERAS		0	12,500
SURFACE SEAL WALKING TRAILS		0	15,000
ROSE DISTRICT CHRISTMAS LIGHTING		0	14,000
		<b>0</b>	<b>622,600</b>

**CITY OF BROKEN ARROW  
 FISCAL YEAR 2019 BUDGET & FISCAL YEAR 2020 FINANCIAL PLAN  
 CAPITAL OUTLAY  
 SALES TAX CAPITAL IMPROVEMENT  
 FUND 30**

	PROJECT NUMBER	FISCAL YEAR 2019	2020
<b>CAPITAL OUTLAY:</b>			
<b>2020 PROJECTS (CONTINUED):</b>			
<b>BATTLE CREEK:</b>			
REEL AND BEDKNIFE GRINDER AT BCGC		0	40000
REPLACEFAIRWAY UNIT BCGC		0	35000
GREENSROLLER AT BCGC		0	15000
SEAL COAT AND RESTRIPE PARKING LOT AT BCGC		0	10000
REPAINT INTERIOR CLUBHOUSE AT BCGC		0	3500
REPLACE GRILL ICE MACHINE AT BCGC		0	5000
REPAINT INTERIOR OF GRILL AREA AT BCGC		0	4,000
REPLACE REFRIGERATION UNIT #1 IN GRILL AT BCGC		0	2,800
REPLACE FRYER IN GRILL AT BCGC		0	2,500
REPLACE 2 OVERHEAD DOORS		0	3,500
		<u>0</u>	<u>121,300</u>
<b>TOTAL 2020 PROJECTS</b>		<u>0</u>	<u>4,185,200</u>
<b>TOTAL 2018 CARRYOVER</b>		2,365,000	0
<b>TOTAL 2019 PROJECTS</b>		6,162,500	0
<b>TOTAL 2020 PROJECTS</b>		<u>0</u>	<u>4,185,200</u>
<b>ALL PROJECTS</b>		<u>8,527,500</u>	<u>4,185,200</u>

**CITY OF BROKEN ARROW  
FISCAL YEAR 2019 BUDGET & FISCAL YEAR 2020 FINANCIAL PLAN  
POLICE ENHANCEMENT  
FUND 31**

**Description:**

A Special Revenue Fund which accounts for moneys received from Federal, State and Local Law Enforcement Agencies related to forfeitures from drug enforcement. These funds are limited in use for Police Department and/or drug enforcement activities depending upon the source of funds.

DESCRIPTION	ACTUAL F/Y 2017	BUDGET F/Y 2018	ESTIMATED ACTUAL F/Y 2018	BUDGET F/Y 2019	FINANCIAL PLAN F/Y 2020
<b>REVENUES:</b>					
Intergovernmental					
Federal Forfeitures	102,430	139,000	50,000	50,000	50,000
Other Forfeitures	27,757	27,400	10,000	2,000	2,000
State Forfeitures	32,632	0	20,436	20,000	20,000
Interest	369	300	350	400	400
<b>TOTAL REVENUES</b>	<b>163,188</b>	<b>166,700</b>	<b>80,786</b>	<b>72,400</b>	<b>72,400</b>
<b>BEGINNING FUND BALANCE</b>	<b>10,043</b>	<b>118,755</b>	<b>118,755</b>	<b>169,241</b>	<b>86,641</b>
<b>TOTAL SOURCES</b>	<b>173,231</b>	<b>285,455</b>	<b>199,541</b>	<b>241,641</b>	<b>159,041</b>
<b>EXPENDITURES -</b>					
Other Services and Charges					
Other Services and Charges - Federal	33,771	74,000	10,000	71,000	61,200
Other Services and Charges - Other	10,427	26,200	7,000	22,200	22,000
Material and Supplies					
Material and Supplies - Federal	5,580	40,000	5,300	40,000	40,000
Material and Supplies - Other	294	1,200	2,300	1,800	1,800
Capital Outlay					
Capital Outlay - Federal	4,404	25,000	5,700	20,000	25,000
Capital Outlay - Other	0	0	0	0	0
<b>TOTAL EXPENDITURES &amp; USES</b>	<b>54,476</b>	<b>166,400</b>	<b>30,300</b>	<b>155,000</b>	<b>150,000</b>
<b>ENDING FUND BALANCE</b>	<b>118,755</b>	<b>119,055</b>	<b>169,241</b>	<b>86,641</b>	<b>9,041</b>

**CITY OF BROKEN ARROW**  
**FISCAL YEAR 2019 BUDGET & FISCAL YEAR 2020 FINANCIAL PLAN**  
**CAPITAL OUTLAY**  
**POLICE ENHANCEMENT FUND**  
**FUND 31**

	PROJECT NUMBER	FISCAL YEAR	
		2019	2020
<b>CAPITAL OUTLAY</b>			
<b>2019 PROJECTS</b>			
PROJECT TO BE DETERMINED	193019	20,000	□
<b>TOTAL CAPITAL OUTLAY</b>		20,000	0

**CITY OF BROKEN ARROW  
FISCAL YEAR 2019 BUDGET & FISCAL YEAR 2020 FINANCIAL PLAN  
PARK AND RECREATION CAPITAL IMPROVEMENT  
FUND 32**

**Description:**

A Special Revenue Fund which accounts for an impact fee charged to builders on the construction of new residences.

These fees are restricted in use for park and recreation capital improvements.

DESCRIPTION	ACTUAL F/Y 2017	BUDGET F/Y 2018	ESTIMATED ACTUAL F/Y 2018	BUDGET F/Y 2019	FINANCIAL PLAN F/Y 2020
<b>REVENUES:</b>					
Charges for Service					
Parks & Recreation	140,456	125,000	168,706	170,000	150,000
Intergovernmental	0	544,000	0	0	0
Interest	547	600	400	600	500
Miscellaneous	38,549	25,000	30,157	30,000	25,000
<b>TOTAL REVENUES</b>	<b>179,552</b>	<b>694,600</b>	<b>199,263</b>	<b>200,600</b>	<b>175,500</b>
<b>BEGINNING FUND BALANCE -</b>					
Reserved for Capital Projects	793,709	836,829	836,829	536,092	128,942
<b>TOTAL SOURCES</b>	<b>973,261</b>	<b>1,531,429</b>	<b>1,036,092</b>	<b>736,692</b>	<b>304,442</b>
<b>EXPENDITURES -</b>					
Capital Projects	136,432	1,424,300	500,000	607,750	210,000
<b>TOTAL EXPENDITURES</b>	<b>136,432</b>	<b>1,424,300</b>	<b>500,000</b>	<b>607,750</b>	<b>210,000</b>
<b>ENDING FUND BALANCE -</b>					
Reserved for Capital Projects	836,829	107,129	536,092	128,942	94,442

**CITY OF BROKEN ARROW  
FISCAL YEAR 2019 BUDGET & FISCAL YEAR 2020 FINANCIAL PLAN  
CAPITAL OUTLAY  
PARK AND RECREATION CAPITAL IMPROVEMENT  
FUND 32**

	PROJECT NUMBER	FISCAL YEAR	
		2019	2020
<b>CAPITAL OUTLAY:</b>			
<b>2018 PROJECT CARRYOVERS</b>			
ISSC BASEBALL OFFICE SIDING	176031	6,000	0
BROKEN ARROW CREEK TRAILS	146020	156,250	0
MEMORIAL GARDEN	176055	132,000	0
UPDATE PARKS AND RECREATION MASTER PLAN	176030	60,000	0
LIBERTY TRAIL SURFACE SEALING	186020	15,000	0
JACKSON PARK SPLASHPAD SURFACING	186021	13,500	0
		<b>382,750</b>	<b>0</b>
<b>2019 PROJECTS</b>			
DOG PARK AMENITIES	196022	75,000	0
LIGHT SOCCER FIELD 28	196023	150,000	0
		<b>225,000</b>	<b>0</b>
<b>2020 PROJECTS</b>			
NEW BLEACHERS BASEBALL COMPLEX		0	60,000
ARROWHEAD SHADE STRUCTURES/BLEACHERS		0	150,000
		<b>607,750</b>	<b>210,000</b>
<b>TOTAL PARK AND RECREATION CAPITAL IMPROVEMENTS</b>		<b>607,750</b>	<b>210,000</b>



**CITY OF BROKEN ARROW  
FISCAL YEAR 2019 BUDGET & FISCAL YEAR 2020 FINANCIAL PLAN  
CEMETERY CARE  
FUND 33**

**Description:**

A Special Revenue Fund which accounts for 12.5% of cemetery revenue restricted by State law as well as an additional 12.5% contributed by the City to provide funds for capital improvements at the City cemetery.

DESCRIPTION	ACTUAL F/Y 2017	BUDGET F/Y 2018	ESTIMATED ACTUAL F/Y 2018	BUDGET F/Y 2019	FINANCIAL PLAN F/Y 2020
<b>REVENUES :</b>					
Charges For Services					
Cemetery	42,270	40,000	43,332	40,000	40,000
Interest	137	200	200	200	200
<b>TOTAL REVENUES</b>	<b>42,407</b>	<b>40,200</b>	<b>43,532</b>	<b>40,200</b>	<b>40,200</b>
<b>BEGINNING FUND BALANCE -</b>					
Reserved for Capital Projects	328,727	303,913	303,913	325,345	272,545
<b>TOTAL SOURCES</b>	<b>371,134</b>	<b>344,113</b>	<b>347,445</b>	<b>365,545</b>	<b>312,745</b>
<b>EXPENDITURES -</b>					
Capital Outlay	67,221	23,000	22,100	93,000	30,000
<b>TOTAL EXPENDITURES</b>	<b>67,221</b>	<b>23,000</b>	<b>22,100</b>	<b>93,000</b>	<b>30,000</b>
<b>ENDING FUND BALANCE -</b>					
Reserved for Capital Projects	303,913	321,113	325,345	272,545	282,745

**CITY OF BROKEN ARROW**  
**FISCAL YEAR 2019 BUDGET & FISCAL YEAR 2020 FINANCIAL PLAN**  
**CAPITAL OUTLAY**  
**CEMETERY CARE**  
**FUND 33**

	PROJECT NUMBER	FISCAL YEAR	
		2019	2020
<b>CAPITAL OUTLAY:</b>			
<b>2019 PROJECTS</b>			
REPLACE BACKHOE	195113	93,000	0
<b>2020 PROJECTS</b>			
REPLACEMENT ATV		0	30,000
<b>TOTAL CAPITAL OUTLAY</b>		<b>93,000</b>	<b>30,000</b>

**CITY OF BROKEN ARROW  
FISCAL YEAR 2019 BUDGET & FISCAL YEAR 2020 FINANCIAL PLAN  
STREET AND ALLEY  
FUND 34**

**Description:**

A Special Revenue Fund which accounts for the City's share of state collected commercial vehicle and gasoline excise taxes. Monies received by this fund are transferred to the General Fund to be used for street and alley repairs and maintenance.

DESCRIPTION	ACTUAL F/Y 2017	BUDGET F/Y 2018	ESTIMATED ACTUAL F/Y 2018	BUDGET F/Y 2019	FINANCIAL PLAN F/Y 2020
<b>REVENUES:</b>					
Intergovernmental	940,268	1,100,000	944,077	1,000,000	1,000,000
Interest	657	700	600	700	700
<b>TOTAL REVENUES</b>	<b>940,925</b>	<b>1,100,700</b>	<b>944,677</b>	<b>1,000,700</b>	<b>1,000,700</b>
<b>BEGINNING FUND BALANCE</b>	<b>1,339,530</b>	<b>1,159,752</b>	<b>1,159,752</b>	<b>1,334,429</b>	<b>1,440,129</b>
<b>TOTAL AVAILABLE SOURCES</b>	<b>2,280,455</b>	<b>2,260,452</b>	<b>2,104,429</b>	<b>2,335,129</b>	<b>2,440,829</b>
<b>EXPENDITURES -</b>					
Capital Outlay	400,703	200,000	50,000	175,000	175,000
<b>TOTAL EXPENDITURES</b>	<b>400,703</b>	<b>200,000</b>	<b>50,000</b>	<b>175,000</b>	<b>175,000</b>
<b>OTHER FINANCING USES -</b>					
Transfers Out	720,000	720,000	720,000	720,000	720,000
<b>TOTAL OTHER FINANCING USES</b>	<b>720,000</b>	<b>720,000</b>	<b>720,000</b>	<b>720,000</b>	<b>720,000</b>
<b>TOTAL EXPENDITURES &amp; USES</b>	<b>1,120,703</b>	<b>920,000</b>	<b>770,000</b>	<b>895,000</b>	<b>895,000</b>
<b>ENDING FUND BALANCE</b>	<b>1,159,752</b>	<b>1,340,452</b>	<b>1,334,429</b>	<b>1,440,129</b>	<b>1,545,829</b>

**CITY OF BROKEN ARROW  
 FISCAL YEAR 2019 BUDGET & FISCAL YEAR 2020 FINANCIAL PLAN  
 STREET AND ALLEY  
 FUND 34**

	<b>PROJECT NUMBER</b>	<b>FISCAL YEAR</b>	
		<b>2019</b>	<b>2020</b>
<b>CAPITAL OUTLAY:</b>			
<b>2018 PROJECT CARRYOVERS</b>			
CONSTRUCT SALT STORAGE SHEDS	155326	75,000	0
EQUIP STORAGE FACILITY	185336	100,000	
<b>2020 PROJECTS</b>			
PROJECT TO BE DETERMINED		0	175,000
<b>TOTAL CAPITAL OUTLAY</b>		<u><u>175,000</u></u>	<u><u>175,000</u></u>

**CITY OF BROKEN ARROW  
FISCAL YEAR 2019 BUDGET & FISCAL YEAR 2020 FINANCIAL PLAN  
HOUSING AND URBAN DEVELOPMENT  
FUND 35**

**Description:**

A Special Revenue Fund which accounts for monies received from the Department of Housing and Urban Development for the Community Development Block Program. Expenditures in this fund are restricted to approved eligible programs designed to benefit citizens in the low to moderate income levels.

DESCRIPTION	ACTUAL F/Y 2017	BUDGET F/Y 2018	ESTIMATED ACTUAL F/Y 2018	BUDGET F/Y 2019	FINANCIAL PLAN F/Y 2020
<b>REVENUES:</b>					
Intergovernmental	124,638	615,373	454,000	665,532	410,017
<b>TOTAL REVENUES</b>	<b>124,638</b>	<b>615,373</b>	<b>454,000</b>	<b>665,532</b>	<b>410,017</b>
<b>BEGINNING FUND BALANCE</b>	<b>240,394</b>	<b>236,201</b>	<b>236,201</b>	<b>236,201</b>	<b>236,201</b>
<b>TOTAL AVAILABLE SOURCES</b>	<b>365,032</b>	<b>851,574</b>	<b>690,201</b>	<b>901,733</b>	<b>646,218</b>
<b>EXPENDITURES -</b>					
Other Services and Charges	52,110	61,502	54,000	61,502	61,502
Capital Projects	76,721	205,356	400,000	604,030	348,515
<b>TOTAL EXPENDITURES</b>	<b>128,831</b>	<b>266,858</b>	<b>454,000</b>	<b>665,532</b>	<b>410,017</b>
<b>ENDING FUND BALANCE</b>	<b>236,201</b>	<b>584,716</b>	<b>236,201</b>	<b>236,201</b>	<b>236,201</b>

**CITY OF BROKEN ARROW  
 FISCAL YEAR 2019 BUDGET & FISCAL YEAR 2020 FINANCIAL PLAN  
 CAPITAL OUTLAY  
 HOUSING AND URBAN DEVELOPMENT  
 FUND 35**

		FISCAL YEAR	
		2019	2020
<b>OTHER SERVICES &amp; CHARGES:</b>			
SERVICE CONTRACTS		61,502	61,502
<b>TOTAL OTHER SERVICES &amp; CHARGES</b>		<b>61,502</b>	<b>61,502</b>
 <b>CAPITAL OUTLAY:</b>			
DETROIT ST REHAB- 9TH TO 1ST		348,515	0
1ST STREET 12" WATERLINE GREELEY TO DETROIT	WL1805	39,800	0
4TH ST REHAB DETROIT TO MIDWAY	ST1804	215,715	0
INFRASTRUCTURE IMPROVEMENTS		0	348,515
<b>TOTAL CAPITAL OUTLAY</b>		<b>604,030</b>	<b>348,515</b>

**CITY OF BROKEN ARROW**  
**FISCAL YEAR 2019 BUDGET & FISCAL YEAR 2020 FINANCIAL PLAN**  
**E-911**  
**FUND 36**

**Description:**

A Special Revenue Fund which accounts for a total 5% fee for Enhanced 911 service to the citizens of Broken Arrow which are restricted solely for public safety. A portion of this fee, 3%, is used to participate in the funding of the operations of the Communications Division within the Police Department through a transfer from this fund to the General Fund. The remaining 2% is to recover costs associated with the upgrading of emergency services equipment.

DESCRIPTION	ACTUAL F/Y 2017	BUDGET F/Y 2018	ESTIMATED ACTUAL F/Y 2018	BUDGET F/Y 2019	FINANCIAL PLAN F/Y 2020
<b>REVENUES:</b>					
Charges for Services	883,447	735,000	1,095,518	1,120,000	1,100,000
Interest	807	900	800	900	900
<b>TOTAL REVENUES</b>	<b>884,254</b>	<b>735,900</b>	<b>1,096,318</b>	<b>1,120,900</b>	<b>1,100,900</b>
<b>BEGINNING FUND BALANCE</b>	<b>1,479,526</b>	<b>1,608,433</b>	<b>1,608,433</b>	<b>1,864,751</b>	<b>2,235,651</b>
<b>TOTAL AVAILABLE SOURCES</b>	<b>2,363,780</b>	<b>2,344,333</b>	<b>2,704,751</b>	<b>2,985,651</b>	<b>3,336,551</b>
<b>EXPENDITURES -</b>					
Capital Outlay	35,347	136,000	120,000	30,000	1,000,000
<b>TOTAL EXPENDITURES</b>	<b>35,347</b>	<b>136,000</b>	<b>120,000</b>	<b>30,000</b>	<b>1,000,000</b>
<b>OTHER FINANCING USES -</b>					
Transfers Out	720,000	720,000	720,000	720,000	720,000
<b>TOTAL EXPENDITURES &amp; USES</b>	<b>755,347</b>	<b>856,000</b>	<b>840,000</b>	<b>750,000</b>	<b>1,720,000</b>
<b>ENDING FUND BALANCE</b>	<b>1,608,433</b>	<b>1,488,333</b>	<b>1,864,751</b>	<b>2,235,651</b>	<b>1,616,551</b>

**CITY OF BROKEN ARROW  
 FISCAL YEAR 2019 BUDGET & FISCAL YEAR 2020 FINANCIAL PLAN  
 CAPITAL OUTLAY  
 E-911  
 FUND 36**

	PROJECT NUMBER	FISCAL YEAR	
		2019	2020
<b>CAPITAL OUTLAY:</b>			
<b>2019 PROJECTS:</b>			
EXACOMM SERVER	193020	30,000	0
<b>2020 PROJECTS</b>			
PUBLIC SAFETY COMMUNICATIONS ERP REPLACEMENT		0	1,000,000
<b>TOTAL CAPITAL OUTLAY</b>		<b>30,000</b>	<b>1,000,000</b>



**CITY OF BROKEN ARROW  
FISCAL YEAR 2019 BUDGET & FISCAL YEAR 2020 FINANCIAL PLAN  
CRIME PREVENTION  
FUND 37**

**Description:**

A Special Revenue Fund which accounts for funds received through grants from the U.S. Department of Justice. These funds are restricted in use by the provisions within each grant to provide various public safety related activities.

DESCRIPTION	ACTUAL F/Y 2017	BUDGET F/Y 2018	ESTIMATED ACTUAL F/Y 2018	BUDGET F/Y 2019	FINANCIAL PLAN F/Y 2020
<b>REVENUES:</b>					
Intergovernmental	57,533	89,000	73,157	106,600	107,500
Miscellaneous	7,055	0	0	0	0
Interest	73	100	150	100	100
<b>TOTAL REVENUES</b>	<b>64,661</b>	<b>89,100</b>	<b>73,307</b>	<b>106,700</b>	<b>107,600</b>
<b>BEGINNING FUND BALANCE</b>	<b>191,419</b>	<b>160,628</b>	<b>160,628</b>	<b>158,935</b>	<b>159,035</b>
<b>TOTAL AVAILABLE SOURCES</b>	<b>256,080</b>	<b>249,728</b>	<b>233,935</b>	<b>265,635</b>	<b>266,635</b>
<b>EXPENDITURES:</b>					
Other Services and Charges	60,244	62,000	57,000	71,300	72,200
Materials & Supplies	18,249	11,000	18,000	35,300	35,300
Capital Outlay	16,959	20,000	0	0	0
<b>TOTAL EXPENDITURES</b>	<b>95,452</b>	<b>93,000</b>	<b>75,000</b>	<b>106,600</b>	<b>107,500</b>
<b>ENDING FUND BALANCE</b>	<b>160,628</b>	<b>156,728</b>	<b>158,935</b>	<b>159,035</b>	<b>159,135</b>

**CITY OF BROKEN ARROW  
 FISCAL YEAR 2019 BUDGET & FISCAL YEAR 2020 FINANCIAL PLAN  
 CAPITAL OUTLAY  
 CRIME PREVENTION  
 FUND 37**

	<b>FISCAL YEAR</b>	
	<b>2019</b>	<b>2020</b>
<b>OTHER SERVICES &amp; CHARGES:</b>		
PROFESSIONAL SERVICES (SUBJECT TO GRANT FUNDING)	53,100	54,000
TRAVEL & EXPENSE (SUBJECT TO GRANT FUNDING)	18,200	18,200
<b>TOTAL OTHER SERVICES &amp; CHARGES</b>	<b>71,300</b>	<b>72,200</b>
 <b>MATERIALS &amp; SUPPLIES</b>		
MATERIALS & SUPPLIES (SUBJECT TO GRANT FUNDING)	7,400	7,400
OTHER EQUIPMENT (SUBJECT TO GRANT FUNDING)	27,900	27,900
<b>TOTAL MATERIALS &amp; SUPPLIES</b>	<b>35,300</b>	<b>35,300</b>
 <b>CAPITAL OUTLAY</b>		
MISCELLANEOUS CAPITAL OUTLAY (SUBJECT TO GRANT FUNDING)	0	0
<b>TOTAL CAPITAL OUTLAY</b>	<b>0</b>	<b>0</b>

**CITY OF BROKEN ARROW  
FISCAL YEAR 2019 BUDGET & FISCAL YEAR 2020 FINANCIAL PLAN  
BATTLE CREEK GOLF COURSE  
FUND 40**

**Description:**

A Municipal Golf Course previously operated by the Broken Arrow Public Golf Authority. In March, 2006 the Authority was dissolved and the operation of the golf course became part of the City. It is a "governmental" type fund but accounted for as an "enterprise" or business type fund.

DESCRIPTION	ACTUAL 2017	BUDGET 2018	ESTIMATED ACTUAL 2018	BUDGET 2019	FINANCIAL PLAN 2020
<b>REVENUES:</b>					
Charges for Services	1,512,816	1,576,900	1,538,405	1,585,019	1,600,000
Interest	131	200	200	0	0
Miscellaneous	8,096	1,200	1,200	0	0
<b>TOTAL REVENUE</b>	<b>1,521,043</b>	<b>1,578,300</b>	<b>1,539,805</b>	<b>1,585,019</b>	<b>1,600,000</b>
<b>BEGINNING FUND BALANCE</b>		<b>31,538</b>	<b>31,538</b>	<b>109,276</b>	<b>140,436</b>
<b>TOTAL SOURCES</b>	<b>1,521,043</b>	<b>1,609,838</b>	<b>1,571,343</b>	<b>1,694,295</b>	<b>1,740,436</b>
<b>EXPENDITURES:</b>					
Other Services & Charges	1,100,500	1,139,300	1,062,067	1,153,859	1,200,000
Materials & Supplies	389,005	407,200	400,000	400,000	427,600
Capital Outlay	0	0	0	0	0
<b>TOTAL OPERATING EXPENDITURES</b>	<b>1,489,505</b>	<b>1,546,500</b>	<b>1,462,067</b>	<b>1,553,859</b>	<b>1,627,600</b>
<b>OTHER FINANCING USES -</b>					
Debt Service	0	0	0	0	0
<b>TOTAL DEBT SERVICE</b>	<b>0</b>	<b>0</b>	<b>0</b>	<b>0</b>	<b>0</b>
<b>TOTAL EXPENDITURES</b>	<b>1,489,505</b>	<b>1,546,500</b>	<b>1,462,067</b>	<b>1,553,859</b>	<b>1,627,600</b>
<b>TOTAL ENDING FUND BALANCE</b>	<b>31,538</b>	<b>63,338</b>	<b>109,276</b>	<b>140,436</b>	<b>112,836</b>

**CITY OF BROKEN ARROW  
FISCAL YEAR 2019 BUDGET & FISCAL YEAR 2020 FINANCIAL PLAN  
ALCOHOL ENFORCEMENT  
FUND 41**

**Description:**

A Special Revenue Fund which accounts for funds received and expended for education, prevention and enforcement of underage drinking.

DESCRIPTION	ACTUAL 2017	BUDGET 2018	ESTIMATED ACTUAL 2018	BUDGET 2019	FINANCIAL PLAN 2020
<b>REVENUES:</b>					
Fines, Forfeitures & Assessments	10,024	15,000	7,000	10,000	12,000
Interest	37	100	100	100	100
<b>TOTAL REVENUES</b>	<b>10,061</b>	<b>15,100</b>	<b>7,100</b>	<b>10,100</b>	<b>12,100</b>
<b>BEGINNING FUND BALANCE</b>	<b>83,892</b>	<b>90,413</b>	<b>90,413</b>	<b>93,013</b>	<b>83,113</b>
<b>TOTAL SOURCES</b>	<b>93,953</b>	<b>105,513</b>	<b>97,513</b>	<b>103,113</b>	<b>95,213</b>
<b>EXPENDITURES:</b>					
Other Services and Charges	3,540	5,000	3,500	5,000	5,000
Materials & Supplies	0	15,000	1,000	15,000	15,000
<b>TOTAL EXPENDITURES</b>	<b>3,540</b>	<b>20,000</b>	<b>4,500</b>	<b>20,000</b>	<b>20,000</b>
<b>ENDING FUND BALANCE</b>	<b>90,413</b>	<b>85,513</b>	<b>93,013</b>	<b>83,113</b>	<b>75,213</b>

**CITY OF BROKEN ARROW**  
**FISCAL YEAR 2019 BUDGET & FISCAL YEAR 2020 FINANCIAL PLAN**  
**STREET LIGHT FUND**  
**FUND 42**

**Description:**

A Special Revenue Fund which accounts for funds received and expended for operating and capital costs associated with street lights.

DESCRIPTION	ACTUAL 2017	BUDGET 2018	ESTIMATED ACTUAL 2018	BUDGET 2019	FINANCIAL PLAN 2020
<b>REVENUES:</b>					
Street Light Fee	442,078	679,700	511,900	600,000	606,000
Interest	699	700	500	600	600
<b>TOTAL REVENUES</b>	<b>442,777</b>	<b>680,400</b>	<b>512,400</b>	<b>600,600</b>	<b>606,600</b>
<b>BEGINNING FUND BALANCE</b>	<b>1,092,502</b>	<b>1,228,384</b>	<b>1,228,384</b>	<b>656,784</b>	<b>25,384</b>
<b>TOTAL SOURCES</b>	<b>1,535,279</b>	<b>1,908,784</b>	<b>1,740,784</b>	<b>1,257,384</b>	<b>631,984</b>
<b>EXPENDITURES:</b>					
Other Services and Charges	294,894	385,400	384,000	390,000	396,500
Materials & Supplies	12,001	76,600	138,000	183,000	194,000
Capital Outlay	0	770,800	562,000	659,000	41,484
<b>TOTAL EXPENDITURES</b>	<b>306,895</b>	<b>1,232,800</b>	<b>1,084,000</b>	<b>1,232,000</b>	<b>631,984</b>
<b>ENDING FUND BALANCE</b>	<b>1,228,384</b>	<b>675,984</b>	<b>656,784</b>	<b>25,384</b>	<b>0</b>

**CITY OF BROKEN ARROW  
FISCAL YEAR 2019 BUDGET & FISCAL YEAR 2020 FINANCIAL PLAN  
CAPITAL OUTLAY  
STREET LIGHT FUND  
FUND 42**

	PROJECT NUMBER	FISCAL YEAR	
		2019	2020
<b>OTHER SERVICES &amp; CHARGES:</b>			
OTHER SERVICES & CHARGES		390,000	396,500
<b>TOTAL OTHER SERVICES &amp; CHARGES</b>		<b>390,000</b>	<b>396,500</b>
<b>MATERIALS &amp; SUPPLIES</b>			
MATERIALS & SUPPLIES		183,000	194,000
<b>TOTAL MATERIALS &amp; SUPPLIES</b>		<b>183,000</b>	<b>194,000</b>
<b>CAPITAL OUTLAY</b>			
<b>2018 CARRYOVER PROJECTS:</b>			
REBUILD 9TH AND HIGHWAY 51 TRAFFIC SIGNAL	TS1801	135,000	0
		<b>135,000</b>	<b>0</b>
<b>2019 PROJECTS:</b>			
COUNTY LINE AND HILLSIDE DRIVE	TS1901	275,000	0
ELM & 51 HWY	TS1902	20,000	0
BUCKET TRUCK (1/2 IN STCI)	195324	82,000	0
LIBERTY TRAILS FLASHING SIGNAL (NEW ORLEANS)	TS1903	8,000	0
9TH & LANSING	TS1904	12,000	0
9TH & HILLSIDE DRIVE	TS1905	12,000	0
ELM & EXPRESSWAY DR	TS1906	12,000	0
ELM & STONEWOOD	TS1907	12,000	0
TACTICS SOFTWARE UPDATED	TS1908	65,000	0
COMM FOR TRAFFIC SIGNALS	TS1909	26,000	0
		<b>524,000</b>	<b>0</b>
<b>2020 PROJECTS</b>			
MAIN & KENOSHA		0	14,000
9TH & KENOSHA		0	14,000
KENOSHA & 14TH SREET		0	13,484
		<b>0</b>	<b>41,484</b>
<b>TOTAL CAPITAL OUTLAY</b>		<b>659,000</b>	<b>41,484</b>
<b>FUTURE PROJECTS</b>			
ELM & 51 HWY			
ASPEN & 51 HWY SOUTH SIDE			
23RD & ALBANY			
23rd & KENOSHA			
9TH & ALBANY			
ELM & EDGEWATER			
MAIN & PITTSBURG			
ELM & HOUSTON			
ELM & NEW ORLEANS			
5 X UPS SYSTEMS			
FLASHING SCHOOL ZONE SIGNALS			
FYA (FLASHING YELLOW ARROWS)			
REPLACE DAMAGED SIGNAL POLES			
BALLARDS FOR TRAFFIC SIGNALS			
SYSTEM MANAGEMENT (COORDINATION)			
OLIVE & CREEK TURNPIKE			

**CITY OF BROKEN ARROW  
FISCAL YEAR 2019 BUDGET & FISCAL YEAR 2020 FINANCIAL PLAN  
STREET SALES TAX FUND  
FUND 43**

**Description:**

A Special Revenue Fund created for the purpose of improving, constructing and maintaining City streets, sidewalks and related stormwater improvements, including the acquisition and replacement of machinery, equipment and materials, and including the installation of traffic controls devices and signalization. The funding for this fund will come from a Twenty-five Hundredths of one percent (0.25%) tax effective January 1, 2017.

**FINANCIAL HIGHLIGHTS**

DESCRIPTION	ACTUAL 2017	BUDGET 2018	ESTIMATED ACTUAL 2018	BUDGET 2019	FINANCIAL PLAN 2020
<b>REVENUES:</b>					
Sales Tax	1,098,120	3,575,000	3,504,200	3,541,800	3,550,000
Interest	786	2,400	2,400	2,500	2,500
Miscellaneous	0	0	0	0	0
<b>TOTAL REVENUE</b>	<b>1,098,906</b>	<b>3,577,400</b>	<b>3,506,600</b>	<b>3,544,300</b>	<b>3,552,500</b>
<b>BEGINNING FUND BALANCE</b>	<b>0</b>	<b>1,071,792</b>	<b>1,071,792</b>	<b>3,078,392</b>	<b>4,292</b>
<b>TOTAL SOURCES</b>	<b>1,098,906</b>	<b>4,649,192</b>	<b>4,578,392</b>	<b>6,622,692</b>	<b>3,556,792</b>
<b>EXPENDITURES:</b>					
Capital Outlay	27,114	5,035,000	1,500,000	6,618,400	175,000
<b>TOTAL EXPENDITURES</b>	<b>27,114</b>	<b>5,035,000</b>	<b>1,500,000</b>	<b>6,618,400</b>	<b>175,000</b>
<b>ENDING FUND BALANCE</b>	<b>1,071,792</b>	<b>(385,808)</b>	<b>3,078,392</b>	<b>4,292</b>	<b>3,381,792</b>

**CITY OF BROKEN ARROW  
FISCAL YEAR 2019 BUDGET & FISCAL YEAR 2020 FINANCIAL PLAN  
CAPITAL OUTLAY  
STREET SALES TAX FUND  
FUND 43**

	PROJECT NUMBER	FISCAL YEAR	
		2019	2020
<b>CAPITAL OUTLAY</b>			
<b>2018 PROJECTS</b>			
<b>2018 CARRYOVER STREET PROJECTS:</b>			
WOLF CREEK - CONCRETE REPAIR	ST1806	1,652,100	0
CENTRAL PARK ESTATES/PLAZA STREETS - CONCRETE REPAIR	ST1807	615,000	0
ARROW SUBDIVISION	ST1808	945,000	0
LANCASTER PARK	ST1809	100,000	0
ASPEN CREEK SUBDIVISION	ST1810	290,000	0
CRACK SEALING - CITY WIDE	ST1812	38,000	0
STRIPING - CITY WIDE	ST1813	90,000	0
		<b>3,730,100</b>	<b>0</b>
<b>2019 STREET PROJECTS:</b>			
HIDDEN SPRINGS	ST1901	400,000	0
WEDGEWOOD	ST1902	394,000	0
INDIAN SPRINGS	ST1903	300,000	0
NEW TULSA ESTATES AMENDED	ST1904	200,300	0
CITY WIDE STRIPING	ST1905	200,000	0
23RD - KENOSHA TO ALBANY	ST1906	195,000	0
CITY WIDE CRACK SEAL	ST1907	100,000	0
ANGUS ACRES	ST1908	155,000	0
KENWOOD HILLS	ST1909	145,000	0
VANDEVER 6TH	ST1910	134,000	0
FOSTER LEWIS	ST1911	125,000	0
6100 CENTER	ST1811	15,000	0
ASPEN POND	ST1912	50,000	0
CARRIAGE CROSSING	ST1913	50,000	0
CEDAR SPRINGS	ST1914	50,000	0
ANNUAL STREET MAINTENANCE	ST1915	100,000	100,000
ANNUAL SIDEWALK MAINTENANCE	ST1916	75,000	75,000
FOREST RIDGE	ST1917	50,000	0
MILLICENT POND	ST1918	50,000	0
SOUTH BROOK	ST1919	50,000	0
STACEY LYNN VI	ST1920	50,000	0
		<b>2,888,300</b>	<b>175,000</b>
<b>TOTAL CAPITAL OUTLAY</b>		<b>6,618,400</b>	<b>175,000</b>



**CITY OF BROKEN ARROW  
FISCAL YEAR 2019 BUDGET & FISCAL YEAR 2020 FINANCIAL PLAN  
POLICE SALES TAX FUND  
FUND 44**

**Description:**

A Special Revenue Fund created for the purpose of funding the staffing of public safety personnel and the acquisition of and replacement of public safety vehicles, equipment, technology and apparatus including the installation of traffic controls devices and signalization. The funding for this fund will come from one-half of the three tenths of one percent (0.30%) tax effective January 1, 2017 as well as the transfer of 36.7% of General Fund revenues exclusive of Other Financing sources. The other half of the tax will be accounted for in the Fire Sales Tax Fund (Fund 045). Expenditures prior to Fiscal Year 2017 were recorded in the General Fund and are shown for comparison purposes only.

**PURPOSE:**

To create an atmosphere of safety and security in the community by providing a continuation of proactive police service to all citizens. Functions of the department include preserving the peace, apprehending criminal offenders, recognizing that crime prevention and reduction of fear is a priority, committing to professionalism in all aspects of departmental operations and maintaining the highest standard of integrity. The Department operates under the philosophy of community policing. The Department provides additional law enforcement support services such as emergency communications, records management, jail services and animal control.

**FINANCIAL HIGHLIGHTS**

DESCRIPTION	ACTUAL 2017	BUDGET 2018	ESTIMATED ACTUAL 2018	BUDGET 2019	FINANCIAL PLAN 2020
<b>REVENUES:</b>					
Sales Tax	658,872	2,145,000	2,102,502	2,123,530	2,177,200
Intergovernmental	88,611	0	106,976	100,000	100,000
Interest	778	1,000	2,000	2,100	2,200
Miscellaneous	24,686	0	22,133	23,500	10,000
<b>TOTAL REVENUE</b>	<b>772,947</b>	<b>2,146,000</b>	<b>2,233,611</b>	<b>2,249,130</b>	<b>2,289,400</b>
<b>OTHER FINANCING SOURCES</b>					
Transfers In:					
General Fund	20,624,338	21,011,800	21,266,497	21,617,988	22,069,900
E-911	720,000	720,000	720,000	720,000	720,000
<b>TOTAL OTHER FINANCING SOURCES</b>	<b>21,344,338</b>	<b>21,731,800</b>	<b>21,986,497</b>	<b>22,337,988</b>	<b>22,789,900</b>
<b>TOTAL REVENUES AND OTHER SOURCES</b>	<b>22,117,285</b>	<b>23,877,800</b>	<b>24,220,108</b>	<b>24,587,118</b>	<b>25,079,300</b>
<b>BEGINNING FUND BALANCE</b>	<b>0</b>	<b>1,552,687</b>	<b>1,552,687</b>	<b>2,746,145</b>	<b>4,868,162</b>
<b>TOTAL SOURCES</b>	<b>22,117,285</b>	<b>25,430,487</b>	<b>25,772,795</b>	<b>27,333,263</b>	<b>29,947,462</b>
<b>PERSONAL SERVICES:</b>					
SALARIES & WAGES	12,764,110	13,362,700	13,163,500	13,945,541	14,364,232
EMPLOYEE BENEFITS	5,446,263	6,238,400	5,632,400	5,891,260	6,103,107
<b>TOTAL PERSONAL SERVICES</b>	<b>18,210,373</b>	<b>19,601,100</b>	<b>18,795,900</b>	<b>19,836,801</b>	<b>20,467,339</b>
<b>OTHER SERVICES &amp; CHARGES</b>					
PROF & TECH SERVICES	163,594	206,900	205,200	196,400	245,500
PROPERTY SERVICES	539,551	641,200	642,050	676,800	705,000
OTHER SERVICES	605,001	761,600	729,200	695,400	714,100
<b>TOTAL OTHER SERVICES &amp; CHARGES</b>	<b>1,308,146</b>	<b>1,609,700</b>	<b>1,576,450</b>	<b>1,568,600</b>	<b>1,664,600</b>
<b>MATERIALS &amp; SUPPLIES</b>	<b>836,761</b>	<b>987,700</b>	<b>854,300</b>	<b>967,600</b>	<b>954,600</b>
<b>CAPITAL OUTLAY</b>	<b>209,318</b>	<b>1,850,000</b>	<b>1,800,000</b>	<b>92,100</b>	<b>0</b>
<b>TOTAL</b>	<b>20,564,598</b>	<b>24,048,500</b>	<b>23,026,650</b>	<b>22,465,101</b>	<b>23,086,539</b>
<b>ENDING FUND BALANCE</b>	<b>1,552,687</b>	<b>1,381,987</b>	<b>2,746,145</b>	<b>4,868,162</b>	<b>6,860,923</b>

**CITY OF BROKEN ARROW  
GENERAL FUND  
POLICE DEPARTMENT  
Police Division**

ACCOUNT NUMBER/DESCRIPTION	FISCAL YEAR	FISCAL YEAR	FISCAL YEAR	FISCAL YEAR	FISCAL YEAR
	2017 ACTUAL	2018 BUDGET	2018 ESTIMATED ACTUAL	2019 BUDGET	2020 FINANCIAL PLAN
044-3001-421.10-04 REGULAR	10,000,861	10,654,500	10,345,400	11,119,546	11,489,561
044-3001-421.10-05 VARIABLE PAY PROGRAM	953	5,000	5,000	2,500	2,500
044-3001-421.10-08 PART TIME & TEMPORARY	39,954	42,900	42,900	62,810	46,323
044-3001-421.10-10 COMPENSATORY TIME (OT)	79,413	0	79,000	0	0
044-3001-421.10-11 OVERTIME	575,552	501,000	602,000	550,000	550,000
044-3001-421.10-19 INJURY PAY	12,318	0	18,000	0	0
<b>SALARIES AND WAGES</b>	<b>10,709,051</b>	<b>11,203,400</b>	<b>11,092,300</b>	<b>11,734,856</b>	<b>12,088,384</b>
044-3001-421.20-10 LONGEVITY	157,775	165,200	158,200	169,700	171,400
044-3001-421.20-12 EDUCATION/PERFORMANCE	122,274	132,700	127,000	135,474	136,830
044-3001-421.20-21 SOCIAL SECURITY	822,036	852,200	872,500	860,607	887,769
044-3001-421.20-22 RETIREMENT	52,341	53,000	42,500	40,353	41,576
044-3001-421.20-23 PENSION (POLICE)	1,262,154	1,337,000	1,290,700	1,413,891	1,461,375
044-3001-421.20-26 INSURANCE	1,909,336	2,396,600	1,987,500	2,081,229	2,166,833
044-3001-421.20-27 UNIFORM MAINTENANCE	455	500	500	466	484
044-3001-421.20-28 UNIFORM ALLOWANCE	187,500	202,500	198,000	186,240	193,923
044-3001-421.20-41 CELL PHONE ALLOWANCE	1,881	2,400	1,900	2,794	1,672
<b>EMPLOYEE BENEFITS</b>	<b>4,515,752</b>	<b>5,142,100</b>	<b>4,678,800</b>	<b>4,890,754</b>	<b>5,061,862</b>
<b>PERSONAL SERVICES</b>	<b>15,224,803</b>	<b>16,345,500</b>	<b>15,771,100</b>	<b>16,625,610</b>	<b>17,150,246</b>
044-3001-421.30-11 REG. FEES & CERTIFICATION	47,146	46,500	53,500	56,500	56,500
044-3001-421.30-85 MEMBERSHIP DUES	3,427	3,700	3,700	4,800	4,800
044-3001-421.30-87 PROFESSIONAL SERVICES	63,216	66,700	67,700	47,700	83,000
<b>PROF &amp; TECH SERVICES</b>	<b>113,789</b>	<b>116,900</b>	<b>124,900</b>	<b>109,000</b>	<b>144,300</b>
044-3001-421.40-07 BUILDING MAINTENANCE	106,618	100,000	95,000	105,900	107,600
044-3001-421.40-20 VEHICLE REPAIR	49,283	53,700	53,700	53,700	53,700
044-3001-421.40-28 MISC. CONTRACT SERVICES	1,314	1,600	1,600	0	0
044-3001-421.40-29 OTHER EQUIPMENT REPAIR	1,598	3,000	3,000	2,000	2,500
044-3001-421.40-32 EQUIPMENT RENTAL	0	0	0	0	0
044-3001-421.40-33 OTHER RENTAL	8,032	14,100	12,100	10,000	10,000
044-3001-421.40-55 MAINTENANCE SERVICES	106,381	197,900	200,700	204,000	204,000
<b>PROPERTY SERVICES</b>	<b>273,226</b>	<b>370,300</b>	<b>366,100</b>	<b>375,600</b>	<b>377,800</b>

**CITY OF BROKEN ARROW  
GENERAL FUND  
POLICE DEPARTMENT  
Police Division**

ACCOUNT NUMBER/DESCRIPTION	FISCAL YEAR		FISCAL YEAR		FISCAL YEAR
	2017	2018	2018	2019	2020
	ACTUAL	BUDGET	ESTIMATED	BUDGET	FINANCIAL PLAN
044-3001-421.50-03 TRAVEL & EXPENSES	38,444	46,100	46,100	46,100	57,100
044-3001-421.50-10 SERVICE CONTRACT	35,600	36,600	35,600	36,600	36,600
044-3001-421.50-22 TELEPHONE	244,430	352,700	345,000	300,000	300,000
044-3001-421.50-23 OTHER UTILITIES	2,501	5,100	5,100	3,000	3,000
044-3001-421.50-24 UTILITIES (ONG)	24,713	35,400	35,400	30,000	32,000
044-3001-421.50-25 UTILITIES (PSO)	159,948	165,000	165,000	160,000	160,000
044-3001-421.50-30 HAZARDOUS WASTE DISPOSAL	0	2,500	0	0	0
044-3001-421.50-36 PRINTING SERVICES	554	200	200	200	200
044-3001-421.50-39 POSTAGE	197	300	300	300	500
044-3001-421.50-54 OUTSIDE DATA SERVICES	59,822	42,600	42,600	54,100	54,100
044-3001-421.50-86 MISCELLANEOUS	2,760	3,000	3,000	3,000	3,000
010-3001-421.50-89 EMPLOYEE/CITIZEN ACTIVITY	13,056	16,400	16,400	15,000	15,000
OTHER SERVICES	<u>582,025</u>	<u>705,900</u>	<u>694,700</u>	<u>648,300</u>	<u>661,500</u>
OTHER SERVICES & CHARGES	<u>969,040</u>	<u>1,193,100</u>	<u>1,185,700</u>	<u>1,132,900</u>	<u>1,183,600</u>
044-3001-421.60-03 OFFICE SUPPLIES	11,910	14,700	14,700	12,000	15,000
044-3001-421.60-10 UNIFORMS	46,122	79,200	50,000	60,000	60,000
044-3001-421.60-11 PROTECTIVE CLOTHING	21,568	33,400	33,400	40,000	35,300
044-3001-421.60-18 BLDG MATERIAL & SUPPLIES	7,988	7,200	7,200	8,000	8,000
044-3001-421.60-19 TIRES & TUBES	39,601	35,300	35,300	35,300	35,300
044-3001-421.60-20 VEHICLE REPAIR PARTS	85,781	118,200	102,000	118,200	118,200
044-3001-421.60-21 FUEL & LUBRICANTS	252,003	250,000	240,000	260,000	260,000
044-3001-421.60-23 MATERIAL & SUPPLIES	33,775	47,100	47,100	40,000	40,000
044-3001-421.60-24 OTHER EQUIPMENT	112,106	70,600	47,400	88,800	61,300
044-3001-421.60-28 BOOKS, MAGS, & SUBSCRIPT.	656	3,500	3,400	4,100	4,100
044-3001-421.60-30 JANITORIAL SUPPLIES	889	1,200	900	1,000	1,200
044-3001-421.60-31 OTHER EQUIP PARTS/MAINT	18	0	0	0	0
044-3001-421.60-32 FIRING RANGE SUPPLIES	123,216	138,200	137,000	130,000	135,000
044-3001-421.60-47 CANINE UNIT EXPENSE	2,123	5,300	5,300	5,900	5,900
044-3001-421.60-50 RADIO MAINTENANCE	903	0	700	1,000	0
044-3001-421.60-55 PHOTO LAB & INVESTIGATION	4,080	7,900	7,900	8,400	8,100
MATERIALS & SUPPLIES	<u>742,739</u>	<u>811,800</u>	<u>732,300</u>	<u>812,700</u>	<u>787,400</u>
POLICE	<u>16,936,582</u>	<u>18,350,400</u>	<u>17,689,100</u>	<u>18,571,210</u>	<u>19,121,246</u>

**CITY OF BROKEN ARROW  
GENERAL FUND  
POLICE DEPARTMENT  
Communications Division**

ACCOUNT NUMBER/DESCRIPTION	FISCAL YEAR	FISCAL YEAR	FISCAL YEAR	FISCAL YEAR	FISCAL YEAR
	2017	2018	2018	2019	2020
	ACTUAL	BUDGET	ESTIMATED	BUDGET	FINANCIAL
			ACTUAL		PLAN
044-3006-421.10-04 REGULAR	1,009,390	1,109,000	1,028,600	1,138,568	1,173,913
044-3006-421.10-05 VARIABLE PAY PROGRAM	1,252	0	0	0	0
044-3006-421.10-11 OVERTIME	110,058	65,000	73,000	65,000	65,000
044-3006-421.10-19 INJURY PAY	2,707	0	0	0	0
<b>SALARIES AND WAGES</b>	<b>1,123,407</b>	<b>1,174,000</b>	<b>1,101,600</b>	<b>1,203,568</b>	<b>1,238,913</b>
044-3006-421.20-10 LONGEVITY	21,508	22,300	19,800	18,900	19,089
044-3006-421.20-12 EDUCATION/PERFORMANCE	5,338	5,600	5,900	7,098	7,169
044-3006-421.20-21 SOCIAL SECURITY	84,882	86,400	86,000	86,007	88,635
044-3006-421.20-22 RETIREMENT	92,482	91,300	90,800	93,807	96,700
044-3006-421.20-23 PENSION (POLICE)	28,445	28,500	28,500	29,088	29,997
044-3006-421.20-26 INSURANCE	228,830	324,800	239,500	270,704	281,791
044-3006-421.20-28 UNIFORM ALLOWANCE	3,000	3,000	3,000	2,910	3,030
044-3006-421.20-41 CELL PHONE ALLOWANCE	531	600	500	931	557
<b>EMPLOYEE BENEFITS</b>	<b>465,016</b>	<b>562,500</b>	<b>474,000</b>	<b>509,445</b>	<b>526,968</b>
<b>PERSONAL SERVICES</b>	<b>1,588,423</b>	<b>1,736,500</b>	<b>1,575,600</b>	<b>1,713,013</b>	<b>1,765,881</b>
044-3006-421.30-11 REG. FEES & CERTIFICATION	9,725	17,700	17,700	17,700	23,500
044-3006-421.30-85 MEMBERSHIP DUES	413	1,400	1,400	1,300	1,300
044-3006-421.30-87 PROFESSIONAL SERVICES	3,184	3,800	3,800	5,000	5,200
<b>PROF &amp; TECH SERVICES</b>	<b>13,322</b>	<b>22,900</b>	<b>22,900</b>	<b>24,000</b>	<b>30,000</b>
044-3006-421.40-50 RADIO MAINTENANCE-OUTSIDE	1,562	2,000	4,000	2,000	3,000
044-3006-421.40-55 MAINTENANCE SERVICES	239,753	249,800	249,800	279,000	302,000
<b>PROPERTY SERVICES</b>	<b>241,315</b>	<b>251,800</b>	<b>253,800</b>	<b>281,000</b>	<b>305,000</b>
044-3006-421.50-03 TRAVEL & EXPENSES	2,176	4,200	4,200	11,200	12,700
044-3006-421.50-54 OUTSIDE DATA SERVICES	4,500	29,000	5,000	12,000	15,000
044-3006-421.50-86 MISCELLANEOUS	0	1,000	1,000	1,000	1,000
<b>OTHER SERVICES</b>	<b>6,676</b>	<b>34,200</b>	<b>10,200</b>	<b>24,200</b>	<b>28,700</b>
<b>OTHER SERVICES &amp; CHARGES</b>	<b>261,313</b>	<b>308,900</b>	<b>286,900</b>	<b>329,200</b>	<b>363,700</b>
044-3006-421.60-03 OFFICE SUPPLIES	2,339	3,000	3,000	3,000	3,000
044-3006-421.60-10 UNIFORMS	8,057	9,400	3,000	10,500	11,700
044-3006-421.60-23 MATERIAL & SUPPLIES	1,866	5,200	2,500	5,200	5,200
044-3006-421.60-24 OTHER EQUIPMENT	6,206	13,700	3,500	8,000	10,000
044-3006-421.60-28 BOOKS, MAGS, & SUBSCRIPT.	956	5,600	500	5,600	5,600
044-3006-421.60-50 RADIO MAINTENANCE	157	7,100	7,100	7,100	8,000
<b>MATERIAL &amp; SUPPLIES</b>	<b>19,581</b>	<b>44,000</b>	<b>19,600</b>	<b>39,400</b>	<b>43,500</b>
<b>COMMUNICATIONS</b>	<b>1,869,317</b>	<b>2,089,400</b>	<b>1,882,100</b>	<b>2,081,613</b>	<b>2,173,081</b>

**CITY OF BROKEN ARROW  
GENERAL FUND  
POLICE DEPARTMENT  
Jail Division**

ACCOUNT NUMBER/DESCRIPTION	FISCAL YEAR	FISCAL YEAR	FISCAL YEAR	FISCAL YEAR	FISCAL YEAR
	2017 ACTUAL	2018 BUDGET	2018 ESTIMATED ACTUAL	2019 BUDGET	2020 FINANCIAL PLAN
044-3008-421.10-04 REGULAR	539,983	560,500	515,800	548,827	565,866
044-3008-421.10-05	0	0	900	0	0
044-3008-421.10-08 PART TIME & TEMPORARY	1,080	7,100	2,000	7,160	7,381
044-3008-421.10-11 OVERTIME	39,495	38,000	40,000	38,000	38,000
044-3008-421.10-19 INJURY PAY	0	0	0	0	0
<b>SALARIES AND WAGES</b>	<b>580,558</b>	<b>605,600</b>	<b>558,700</b>	<b>593,987</b>	<b>611,247</b>
044-3008-421.20-10 LONGEVITY	5,653	5,100	2,900	3,300	3,333
044-3008-421.20-12 EDUCATION/PERFORMANCE	2,461	2,400	1,800	3,000	3,030
044-3008-421.20-21 SOCIAL SECURITY	43,815	44,300	43,400	41,014	42,270
044-3008-421.20-22 RETIREMENT	59,426	58,600	57,400	56,192	57,951
044-3008-421.20-26 INSURANCE	158,903	204,900	152,900	171,675	178,718
044-3008-421.20-27 UNIFORM MAINTENANCE	11,203	14,000	9,000	6,984	7,271
<b>EMPLOYEE BENEFITS</b>	<b>281,461</b>	<b>329,300</b>	<b>267,400</b>	<b>282,165</b>	<b>292,573</b>
<b>PERSONAL SERVICES</b>	<b>862,019</b>	<b>934,900</b>	<b>826,100</b>	<b>876,152</b>	<b>903,820</b>
044-3008-421.30-11 REG. FEES & CERTIFICATION	620	6,800	4,000	6,000	6,000
044-3008-421.30-84 MEDICAL VACCINATION	0	200	0	200	200
044-3008-421.30-85 MEMBERSHIP DUES	50	400	200	400	400
044-3008-421.30-87 PROFESSIONAL SERVICES	11,083	16,000	16,300	18,100	19,100
<b>PROF &amp; TECH SERVICES</b>	<b>11,753</b>	<b>23,400</b>	<b>20,500</b>	<b>24,700</b>	<b>25,700</b>
044-3008-421.40-07 BUILDING MAINTENANCE	12,076	7,900	13,400	9,900	9,900
044-3008-421.40-33 OTHER RENTAL	841	1,000	1,000	1,000	1,000
044-3008-421.40-55 MAINTENANCE SERVICES	485	500	1,500	1,500	1,500
<b>PROPERTY SERVICES</b>	<b>13,402</b>	<b>9,400</b>	<b>15,900</b>	<b>12,400</b>	<b>12,400</b>
044-3008-421.50-03 TRAVEL & EXPENSES	0	300	4,000	1,500	1,500
<b>OTHER SERVICES</b>	<b>0</b>	<b>300</b>	<b>4,000</b>	<b>1,500</b>	<b>1,500</b>
<b>OTHER SERVICES &amp; CHARGES</b>	<b>25,155</b>	<b>33,100</b>	<b>40,400</b>	<b>38,600</b>	<b>39,600</b>
044-3008-421.60-03 OFFICE SUPPLIES	2,016	3,000	3,000	3,000	3,000
044-3008-421.60-10 UNIFORMS	80	5,100	6,000	6,000	6,000
044-3008-421.60-11 PROTECTIVE CLOTHING	2,032	2,400	2,100	2,400	2,400
044-3008-421.60-18 BLDG MATERIAL & SUPPLIES	3,816	1,900	2,000	4,000	4,000
044-3008-421.60-23 MATERIAL & SUPPLIES	34,910	43,000	40,500	43,000	46,000
044-3008-421.60-24 OTHER EQUIPMENT	1,119	2,100	2,100	2,100	2,100
044-3008-421.60-30 JANITORIAL SUPPLIES	2,592	2,500	2,500	2,500	2,500
<b>MATERIALS &amp; SUPPLIES</b>	<b>46,565</b>	<b>60,000</b>	<b>58,200</b>	<b>63,000</b>	<b>66,000</b>
<b>JAIL OPERATIONS</b>	<b>933,739</b>	<b>1,028,000</b>	<b>924,700</b>	<b>977,752</b>	<b>1,009,420</b>

**CITY OF BROKEN ARROW  
GENERAL FUND  
POLICE DEPARTMENT  
Animal Control Division**

ACCOUNT NUMBER/DESCRIPTION	FISCAL YEAR	FISCAL YEAR	FISCAL YEAR	FISCAL YEAR	FISCAL YEAR
	2017 ACTUAL	2018 BUDGET	2018 ESTIMATED ACTUAL	2019 BUDGET	2020 FINANCIAL PLAN
044-3009-421.10-04 REGULAR	239,071	267,400	285,000	291,564	300,615
044-3009-421.10-05 VARIABLE PAY PROGRAM	745	0	0	0	0
044-3009-421.10-11 OVERTIME	7,060	7,600	10,000	7,600	7,600
044-3009-421.10-19 INJURY PAY	0	0	2,000	0	0
SALARIES AND WAGES	<u>246,876</u>	<u>275,000</u>	<u>297,000</u>	<u>299,164</u>	<u>308,215</u>
044-3009-421.20-10 LONGEVITY	3,700	4,100	5,300	5,800	5,858
044-3009-421.20-21 SOCIAL SECURITY	17,788	20,400	22,800	21,622	22,286
044-3009-421.20-22 RETIREMENT	25,441	27,600	31,100	30,330	31,284
044-3009-421.20-26 INSURANCE	88,450	100,300	96,200	92,217	101,203
044-3009-421.20-27 UNIFORM MAINTENANCE	4,706	4,500	4,500	6,111	6,363
EMPLOYEE BENEFITS	<u>140,085</u>	<u>156,900</u>	<u>159,900</u>	<u>156,080</u>	<u>166,994</u>
PERSONAL SERVICES	<u>386,961</u>	<u>431,900</u>	<u>456,900</u>	<u>455,244</u>	<u>475,209</u>
044-3009-421.30-11 REG. FEES & CERTIFICATION	266	1,200	1,200	1,200	1,200
044-3009-421.30-84 MEDICAL VACCINATION	0	2,300	500	2,300	2,300
044-3009-421.30-87 PROFESSIONAL SERVICES	24,355	40,000	35,000	35,000	42,000
PROF & TECH SERVICES	<u>24,621</u>	<u>43,500</u>	<u>36,700</u>	<u>38,500</u>	<u>45,500</u>
044-3009-421.40-07 BUILDING MAINTENANCE	10,275	4,000	4,000	4,000	6,000
044-3009-421.40-20 VEHICLE REPAIR	500	2,000	500	1,000	1,000
044-3009-421.40-29 OTHER EQUIPMENT REPAIR	228	1,600	500	1,000	1,000
044-3009-421.40-33 OTHER RENTAL	532	1,600	1,000	1,600	1,600
044-3009-421.40-55 MAINTENANCE SERVICES	73	500	250	200	200
PROPERTY SERVICES	<u>11,608</u>	<u>9,700</u>	<u>6,250</u>	<u>7,800</u>	<u>9,800</u>
044-3009-421.50-03 TRAVEL & EXPENSES	0	2,200	200	1,200	2,200
044-3009-421.50-22 TELEPHONE	1,078	0	1,100	1,200	1,200
044-3009-421.50-25 UTILITIES (PSO)	15,222	19,000	19,000	19,000	19,000
OTHER SERVICES	<u>16,300</u>	<u>21,200</u>	<u>20,300</u>	<u>21,400</u>	<u>22,400</u>
OTHER SERVICES & CHARGES	<u>52,529</u>	<u>74,400</u>	<u>63,250</u>	<u>67,700</u>	<u>77,700</u>

**CITY OF BROKEN ARROW  
GENERAL FUND  
POLICE DEPARTMENT  
Animal Control Division**

ACCOUNT NUMBER/DESCRIPTION	FISCAL YEAR	FISCAL YEAR	FISCAL YEAR	FISCAL YEAR	FISCAL YEAR
	2017 ACTUAL	2018 BUDGET	2018 ESTIMATED ACTUAL	2019 BUDGET	2020 FINANCIAL PLAN
044-3009-421.60-03 OFFICE SUPPLIES	435	1,200	800	1,200	1,200
044-3009-421.60-10 UNIFORMS	656	6,200	2,000	2,200	3,000
044-3009-421.60-11 PROTECTIVE CLOTHING	204	2,200	1,200	2,200	2,200
044-3009-421.60-18 BLDG MATERIAL & SUPPLIES	923	1,600	2,300	1,800	1,800
044-3009-421.60-19 TIRES & TUBES	969	1,400	1,000	1,000	1,400
044-3009-421.60-20 VEHICLE REPAIR PARTS	1,667	4,100	4,100	3,100	4,100
044-3009-421.60-21 FUEL & LUBRICANTS	5,969	7,000	7,000	7,000	7,000
044-3009-421.60-23 MATERIAL & SUPPLIES	13,568	32,200	21,000	25,000	28,000
044-3009-421.60-24 OTHER EQUIPMENT	1,277	8,300	500	3,000	3,000
044-3009-421.60-30 JANITORIAL SUPPLIES	764	2,300	1,500	2,300	2,300
044-3009-421.60-50 RADIO MAINTENANCE	0	0	200	0	0
MATERIAL & SUPPLIES	<u>26,432</u>	<u>66,500</u>	<u>41,600</u>	<u>48,800</u>	<u>54,000</u>
ANIMAL CONTROL	<u>465,922</u>	<u>572,800</u>	<u>561,750</u>	<u>571,744</u>	<u>606,909</u>

**CITY OF BROKEN ARROW  
GENERAL FUND  
POLICE DEPARTMENT  
Records Division**

ACCOUNT NUMBER/DESCRIPTION	FISCAL YEAR	FISCAL YEAR	FISCAL YEAR	FISCAL YEAR	FISCAL YEAR
	2017 ACTUAL	2018 BUDGET	2018 ESTIMATED ACTUAL	2019 BUDGET	2020 FINANCIAL PLAN
044-3010-421.10-04 REGULAR	103,773	103,700	111,200	112,966	116,473
044-3010-421.10-05 VARIABLE PAY PROGRAM	0	0	2,000	0	0
044-3010-421.10-11 OVERTIME	0	1,000	700	1,000	1,000
044-3010-421.10-19 INJURY PAY	445	0	0	0	0
<b>SALARIES AND WAGES</b>	<b>104,218</b>	<b>104,700</b>	<b>113,900</b>	<b>113,966</b>	<b>117,473</b>
044-3010-421.20-10 LONGEVITY	1,700	2,300	2,300	2,500	2,525
044-3010-421.20-12 EDUCATION/PERFORMANCE	250	0	0	0	0
044-3010-421.20-21 SOCIAL SECURITY	7,529	8,100	8,000	8,076	8,321
044-3010-421.20-22 RETIREMENT	10,544	10,600	11,000	11,539	11,901
044-3010-421.20-26 INSURANCE	23,926	26,600	31,000	30,701	31,963
<b>EMPLOYEE BENEFITS</b>	<b>43,949</b>	<b>47,600</b>	<b>52,300</b>	<b>52,816</b>	<b>54,710</b>
<b>PERSONAL SERVICES</b>	<b>148,167</b>	<b>152,300</b>	<b>166,200</b>	<b>166,782</b>	<b>172,183</b>
044-3010-421.30-11 REG. FEES & CERTIFICATION	26	200	200	200	200
044-3010-421.30-87 PROFESSIONAL SERVICES	83	0	0	0	0
<b>PROF &amp; TECH SERVICES</b>	<b>109</b>	<b>200</b>	<b>200</b>	<b>200</b>	<b>200</b>
<b>OTHER SERVICES &amp; CHARGES</b>	<b>109</b>	<b>200</b>	<b>200</b>	<b>200</b>	<b>200</b>
044-3010-421.60-03 OFFICE SUPPLIES	1,411	2,200	1,500	2,200	2,200
044-3010-421.60-23 MATERIAL & SUPPLIES	33	2,200	100	500	500
044-3010-421.60-24 OTHER EQUIPMENT	0	1,000	1,000	1,000	1,000
<b>MATERIALS &amp; SUPPLIES</b>	<b>1,444</b>	<b>5,400</b>	<b>2,600</b>	<b>3,700</b>	<b>3,700</b>
<b>RECORDS</b>	<b>149,720</b>	<b>157,900</b>	<b>169,000</b>	<b>170,682</b>	<b>176,083</b>
<b>POLICE</b>	<b>20,355,280</b>	<b>22,198,500</b>	<b>21,226,650</b>	<b>22,373,001</b>	<b>23,086,739</b>



**CITY OF BROKEN ARROW  
 FISCAL YEAR 2019 BUDGET & FISCAL YEAR 2020 FINANCIAL PLAN  
 CAPITAL OUTLAY  
 POLICE SALES TAX FUND  
 FUND 44**

	PROJECT NUMBER	FISCAL YEAR	
		2019	2020
<b>CAPITAL OUTLAY</b>			
<b>2019 BUILDING MAINTENANCE SUGGESTED PROJECTS</b>			
TRAINING CENTER LIGHT REPAIR	193021	5,000	0
PUBLIC SAFETY COMPLEX ADD HVAC (IT ROOM)	193022	75,000	0
THREE WATER HEATERS AT TRAINING CENTER	193023	12,100	0
<b>TOTAL CAPITAL OUTLAY</b>		<b>92,100</b>	<b>0</b>



**CITY OF BROKEN ARROW  
GENERAL FUND  
FIRE DEPARTMENT  
Fire Division**

ACCOUNT NUMBER/DESCRIPTION	FISCAL YEAR	FISCAL YEAR	FISCAL YEAR	FISCAL YEAR	FISCAL YEAR
	2017	2018	2018	2019	2020
	ACTUAL	BUDGET	ESTIMATED	BUDGET	FINANCIAL
			ACTUAL		PLAN
045-3501-422.10-04 REGULAR	7,027,186	6,784,600	7,261,600	7,079,333	7,308,003
045-3501-422.10-05 VARIABLE PAY PROGRAM	1,191	1,200	1,200	1,200	1,300
045-3501-422.10-11 OVERTIME	208,021	285,000	226,000	250,000	250,000
045-3501-422.10-12 CALLBACK	147,455	195,000	30,000	150,000	150,000
045-3501-422.10-19 INJURY PAY	80,481	0	100,000	0	0
	<u>7,464,334</u>	<u>7,265,800</u>	<u>7,618,800</u>	<u>7,480,533</u>	<u>7,709,303</u>
045-3501-422.20-10 LONGEVITY	119,833	122,600	117,700	120,600	121,809
045-3501-422.20-12 EDUCATION/PERFORMANCE	297,856	252,900	320,700	313,080	316,216
045-3501-422.20-14 PENSION (FIRE)	1,055,887	982,900	1,125,700	1,033,094	1,066,894
045-3501-422.20-21 SOCIAL SECURITY	123,364	120,800	131,000	120,625	124,475
045-3501-422.20-22 RETIREMENT	11,822	13,800	12,600	12,263	12,646
045-3501-422.20-26 INSURANCE	1,342,773	1,350,500	1,391,600	1,325,726	1,380,409
045-3501-422.20-41 CELL PHONE ALLOWANCE	1,387	1,700	1,300	1,862	1,862
EMPLOYEE BENEFITS	<u>2,952,922</u>	<u>2,845,200</u>	<u>3,100,600</u>	<u>2,927,250</u>	<u>3,024,311</u>
PERSONAL SERVICES	<u>10,417,256</u>	<u>10,111,000</u>	<u>10,719,400</u>	<u>10,407,783</u>	<u>10,733,614</u>
045-3501-422.30-02 PHYSICAL EXAMS	36,334	50,000	50,000	40,000	40,000
045-3501-422.30-11 REG. FEES & CERTIFICATION	53,297	67,000	67,000	67,000	70,000
045-3501-422.30-85 MEMBERSHIP DUES	9,915	12,600	12,600	12,600	12,600
045-3501-422.30-87 PROFESSIONAL SERVICES	89,777	97,000	97,000	115,000	118,500
PROF & TECH SERVICES	<u>189,323</u>	<u>226,600</u>	<u>226,600</u>	<u>234,600</u>	<u>241,100</u>
045-3501-422.40-07 BUILDING MAINTENANCE	43,559	45,000	45,000	45,000	46,000
045-3501-422.40-20 VEHICLE REPAIR	105,200	71,500	55,000	55,000	55,000
045-3501-422.40-28 MISC. CONTRACT SERVICES	3,271	0	600	0	0
045-3501-422.40-29 OTHER EQUIPMENT REPAIR	9,775	10,000	10,000	10,000	10,300
045-3501-422.40-33 OTHER RENTAL	6,975	6,700	6,700	7,000	9,000
045-3501-422.40-50 RADIO MAINTENANCE-OUTSIDE	10,035	7,500	3,000	5,000	5,000
045-3501-422.40-55 MAINTENANCE SERVICES	53,995	65,000	65,000	80,000	80,000
PROPERTY SERVICES	<u>232,810</u>	<u>205,700</u>	<u>185,300</u>	<u>202,000</u>	<u>205,300</u>
045-3501-422.50-03 TRAVEL & EXPENSES	17,053	21,000	21,000	25,000	25,000
045-3501-422.50-22 TELEPHONE	5,509	6,700	5,000	5,000	5,000
045-3501-422.50-23 OTHER UTILITIES	15,111	11,100	9,100	9,100	9,100
045-3501-422.50-24 UTILITIES (ONG)	21,986	27,000	27,000	27,000	27,000
045-3501-422.50-25 UTILITIES (PSO)	55,383	55,000	55,000	55,000	55,000
045-3501-422.50-39 POSTAGE	0	0	1,200	0	0
045-3501-422.50-54 OUTSIDE DATA SERVICES	17,935	8,500	18,000	20,000	20,600
045-3501-422.50-89 EMPLOYEE/CITIZEN ACTIVITY	0	0	1,500	0	0
OTHER SERVICES	<u>132,977</u>	<u>129,300</u>	<u>137,800</u>	<u>141,100</u>	<u>141,700</u>
OTHER SERVICES & CHARGES	<u>555,110</u>	<u>561,600</u>	<u>549,700</u>	<u>577,700</u>	<u>588,100</u>

**CITY OF BROKEN ARROW  
GENERAL FUND  
FIRE DEPARTMENT  
Fire Division**

ACCOUNT NUMBER/DESCRIPTION	FISCAL YEAR	FISCAL YEAR	FISCAL YEAR	FISCAL YEAR	FISCAL YEAR
	2017	2018	2018	2019	2020
	ACTUAL	BUDGET	ESTIMATED	BUDGET	FINANCIAL
			ACTUAL		PLAN
045-3501-422.60-03 OFFICE SUPPLIES	10,074	8,000	6,000	6,000	6,200
045-3501-422.60-10 UNIFORMS	13,499	17,600	17,600	17,600	18,000
045-3501-422.60-11 PROTECTIVE CLOTHING	12,239	22,000	22,000	22,000	22,600
045-3501-422.60-18 BLDG MATERIAL & SUPPLIES	18,222	18,300	18,300	18,300	18,800
045-3501-422.60-19 TIRES & TUBES	15,453	18,900	20,000	20,000	25,000
045-3501-422.60-20 VEHICLE REPAIR PARTS	84,596	92,000	92,000	92,000	92,000
045-3501-422.60-21 FUEL & LUBRICANTS	54,724	55,000	55,000	55,000	56,000
045-3501-422.60-22 HAZMAT TREATMENT MATERIAL	9,155	6,700	6,700	6,700	7,000
045-3501-422.60-23 MATERIAL & SUPPLIES	38,795	35,000	25,000	35,000	35,000
045-3501-422.60-24 OTHER EQUIPMENT	16,650	25,000	20,000	20,000	25,000
045-3501-422.60-28 BOOKS, MAGS, & SUBSCRIPT.	2,706	1,000	1,000	1,000	1,000
045-3501-422.60-30 JANITORIAL SUPPLIES	15,864	16,000	18,500	18,500	19,000
045-3501-422.60-31 OTHER EQUIP PARTS/MAINT	8,656	12,000	10,000	12,000	12,000
045-3501-422.60-50 RADIO MAINTENANCE	4,225	5,500	5,500	5,500	5,500
MATERIALS & SUPPLIES	<u>304,858</u>	<u>333,000</u>	<u>317,600</u>	<u>329,600</u>	<u>343,100</u>
045-3501-422.70-15 CONSTRUCTION	0	0	0	0	
CAPITAL OUTLAY	<u>0</u>	<u>0</u>	<u>0</u>	<u>0</u>	<u>0</u>
FIRE	<u>11,277,224</u>	<u>11,005,600</u>	<u>11,586,700</u>	<u>11,315,083</u>	<u>11,664,814</u>

**CITY OF BROKEN ARROW  
GENERAL FUND  
FIRE DEPARTMENT  
Emergency Medical Service Division**

ACCOUNT NUMBER/DESCRIPTION	FISCAL YEAR	FISCAL YEAR	FISCAL YEAR	FISCAL YEAR	FISCAL YEAR
	2017 ACTUAL	2018 BUDGET	2018 ESTIMATED ACTUAL	2019 BUDGET	2020 FINANCIAL PLAN
045-3502-422.10-04 REGULAR	3,568,227	4,498,400	4,406,800	4,759,533	4,935,411
045-3502-422.10-11 OVERTIME	107,309	95,000	136,500	137,800	142,000
045-3502-422.10-12 CALLBACK	29,681	20,000	18,600	40,000	50,000
045-3502-422.10-19 INJURY PAY	49,665	0	2,000	0	0
<b>SALARIES AND WAGES</b>	<b>3,754,882</b>	<b>4,613,400</b>	<b>4,563,900</b>	<b>4,937,333</b>	<b>5,127,411</b>
045-3502-422.20-10 LONGEVITY	39,400	43,500	43,000	53,300	53,834
045-3502-422.20-12 EDUCATION/PERFORMANCE	129,384	125,600	193,100	198,780	200,771
045-3502-422.20-14 PENSION (FIRE)	544,812	653,400	656,000	700,696	726,679
045-3502-422.20-21 SOCIAL SECURITY	54,557	67,300	68,600	69,481	72,043
045-3502-422.20-26 INSURANCE	697,215	933,700	841,000	963,070	1,002,800
045-3502-422.20-41 CELL PHONE ALLOWANCE	531	600	500	931	931
<b>EMPLOYEE BENEFITS</b>	<b>1,465,899</b>	<b>1,824,100</b>	<b>1,802,200</b>	<b>1,986,258</b>	<b>2,057,058</b>
<b>PERSONAL SERVICES</b>	<b>5,220,781</b>	<b>6,437,500</b>	<b>6,366,100</b>	<b>6,923,591</b>	<b>7,184,469</b>
045-3502-422.30-11 REG. FEES & CERTIFICATION	4,453	8,000	8,000	10,000	10,300
045-3502-422.30-85 MEMBERSHIP DUES	284	300	300	300	400
045-3502-422.30-87 PROFESSIONAL SERVICES	41,302	42,000	50,000	50,000	51,500
<b>PROF &amp; TECH SERVICES</b>	<b>46,039</b>	<b>50,300</b>	<b>58,300</b>	<b>60,300</b>	<b>62,200</b>
045-3502-422.40-20 VEHICLE REPAIR	4,925	15,000	26,000	26,000	27,000
045-3502-422.40-28 MISC. CONTRACT SERVICES	171,613	150,000	150,000	150,000	154,500
045-3502-422.40-29 OTHER EQUIPMENT REPAIR	0	2,000	1,000	1,000	1,000
045-3502-422.40-55 MAINTENANCE SERVICES	28,261	35,000	40,000	35,000	36,100
<b>PROPERTY SERVICES</b>	<b>204,799</b>	<b>202,000</b>	<b>217,000</b>	<b>212,000</b>	<b>218,600</b>
045-3502-422.50-03 TRAVEL & EXPENSES	2,103	5,500	5,500	5,500	6,000
04510-3502-422.50-54 OUTSIDE DATA SERVICES	5,946	7,000	7,000	7,000	7,200
<b>OTHER SERVICES</b>	<b>8,049</b>	<b>12,500</b>	<b>12,500</b>	<b>12,500</b>	<b>13,200</b>
<b>OTHER SERVICES &amp; CHARGES</b>	<b>258,887</b>	<b>264,800</b>	<b>287,800</b>	<b>284,800</b>	<b>294,000</b>

**CITY OF BROKEN ARROW  
GENERAL FUND  
FIRE DEPARTMENT  
Emergency Medical Service Division**

ACCOUNT NUMBER/DESCRIPTION	FISCAL YEAR	FISCAL YEAR	FISCAL YEAR	FISCAL YEAR	FISCAL YEAR
	2017	2018	2018	2019	2020
	ACTUAL	BUDGET	ESTIMATED	BUDGET	FINANCIAL
			ACTUAL		PLAN
045-3502-422.60-03 OFFICE SUPPLIES	2,962	3,000	3,000	3,000	3,100
045-3502-422.60-10 UNIFORMS	34	0	0	0	0
045-3502-422.60-19 TIRES & TUBES	15,190	10,000	12,500	10,000	10,300
045-3502-422.60-20 VEHICLE REPAIR PARTS	46,406	55,000	55,000	55,000	56,700
045-3502-422.60-21 FUEL & LUBRICANTS	51,806	50,000	50,000	50,000	51,500
045-3502-422.60-23 MATERIAL & SUPPLIES	226,838	220,000	230,000	250,000	257,500
045-3502-422.60-24 OTHER EQUIPMENT	23,886	25,000	25,000	28,000	28,900
045-3502-422.60-28 BOOKS, MAGS, & SUBSCRIPT.	446	1,000	1,000	1,000	1,000
045-3502-422.60-31 OTHER EQUIP PARTS/MAINT	401	3,000	1,000	3,000	3,000
045-3502-422.60-50 RADIO MAINTENANCE	1,320	500	600	500	500
MATERIAL & SUPPLIES	<u>369,289</u>	<u>367,500</u>	<u>378,100</u>	<u>400,500</u>	<u>412,500</u>
045-3502-422.70-02 MOTOR VEHICLES	0	225,000	933,000	0	0
045-3502-422.70-17 MISC CAPITAL OUTLAY	167,116	328,108	356,100	0	0
045-3502-422.70-18 COMMUNICATIONS EQUIPMENT	19,700		19,700	0	0
CAPITAL OUTLAY	<u>186,816</u>	<u>553,108</u>	<u>1,308,800</u>	<u>0</u>	<u>0</u>
EMERGENCY MEDICAL SERVICE	<u>6,035,773</u>	<u>7,622,908</u>	<u>8,340,800</u>	<u>7,608,891</u>	<u>7,890,969</u>

**CITY OF BROKEN ARROW  
GENERAL FUND  
FIRE DEPARTMENT  
Training Division**

ACCOUNT NUMBER/DESCRIPTION	FISCAL YEAR	FISCAL YEAR	FISCAL YEAR	FISCAL YEAR	FISCAL YEAR
	2017	2018	2018	2019	2020
	ACTUAL	BUDGET	ESTIMATED	BUDGET	FINANCIAL
			ACTUAL		PLAN
045-3503-422.10-04 REGULAR	289,425	297,900	257,500	275,671	284,230
045-3503-422.10-11 OVERTIME	1,018	1,500	500	1,500	1,600
045-3503-422.10-12 CALLBACK	1,291	0	2,400	2,000	2,100
045-3503-422.10-19 INJURY PAY	0	900	0	0	0
<b>SALARIES AND WAGES</b>	<b>291,734</b>	<b>300,300</b>	<b>260,400</b>	<b>279,171</b>	<b>287,930</b>
045-3503-422.20-10 LONGEVITY	5,450	4,900	4,400	3,100	3,131
045-3503-422.20-12 EDUCATION/PERFORMANCE	11,998	11,100	11,100	9,600	9,697
045-3503-422.20-14 PENSION (FIRE)	43,121	44,000	38,900	40,449	41,666
045-3503-422.20-21 SOCIAL SECURITY	4,393	4,500	3,900	4,054	4,174
045-3503-422.20-26 INSURANCE	34,004	36,000	36,000	45,640	47,523
045-3503-422.20-41 CELL PHONE ALLOWANCE	531	600	600	931	931
<b>EMPLOYEE BENEFITS</b>	<b>99,497</b>	<b>101,100</b>	<b>94,900</b>	<b>103,774</b>	<b>107,122</b>
<b>PERSONAL SERVICES</b>	<b>391,231</b>	<b>401,400</b>	<b>355,300</b>	<b>382,945</b>	<b>395,052</b>
045-3503-422.30-11 REG. FEES & CERTIFICATION	5,663	8,000	15,000	20,000	20,600
045-3503-422.30-85 MEMBERSHIP DUES	0	600	2,000	600	600
045-3503-422.30-87 PROFESSIONAL SERVICES	3,089	3,000	3,000	3,000	3,100
<b>PROF &amp; TECH SERVICES</b>	<b>8,752</b>	<b>11,600</b>	<b>20,000</b>	<b>23,600</b>	<b>24,300</b>
045-3503-422.40-20 VEHICLE REPAIR	877	0	3,000	1,000	1,000
<b>PROPERTY SERVICES</b>	<b>877</b>	<b>0</b>	<b>3,000</b>	<b>1,000</b>	<b>1,000</b>
045-3503-422.50-03 TRAVEL & EXPENSES	50	4,000	4,000	4,000	5,000
045-3503-422.50-23 OTHER UTILITIES	1,440	0	0	0	0
045-3503-422.50-36 PRINTING SERVICES	210	0	0	0	0
<b>OTHER SERVICES</b>	<b>1,700</b>	<b>4,000</b>	<b>4,000</b>	<b>4,000</b>	<b>5,000</b>
<b>OTHER SERVICES &amp; CHARGES</b>	<b>11,329</b>	<b>15,600</b>	<b>27,000</b>	<b>28,600</b>	<b>30,300</b>
045-3503-422.60-03 OFFICE SUPPLIES	1,380	2,000	2,000	2,000	2,100
045-3503-422.60-10 UNIFORMS	0	0	13,500	13,500	13,500
045-3503-422.60-19 TIRES & TUBES	3,345	2,500	1,500	2,500	2,600
045-3503-422.60-20 VEHICLE REPAIR PARTS	1,278	1,000	2,000	1,500	1,500
045-3503-422.60-21 FUEL & LUBRICANTS	5,311	4,600	4,600	4,600	4,700
045-3503-422.60-23 MATERIAL & SUPPLIES	4,391	4,000	4,000	12,000	12,400
045-3503-422.60-24 OTHER EQUIPMENT	2,645	1,000	3,500	5,000	5,200
045-3503-422.60-28 BOOKS, MAGS, & SUBSCRIPT.	3,452	4,000	3,000	6,500	6,700
045-3503-422.60-50 RADIO MAINTENANCE	196	0	0	500	500
<b>MATERIAL &amp; SUPPLIES</b>	<b>21,998</b>	<b>19,100</b>	<b>34,100</b>	<b>48,100</b>	<b>49,200</b>
<b>TRAINING</b>	<b>424,558</b>	<b>436,100</b>	<b>416,400</b>	<b>459,645</b>	<b>474,552</b>

**CITY OF BROKEN ARROW  
GENERAL FUND  
FIRE DEPARTMENT  
Fire Prevention Division**

ACCOUNT NUMBER/DESCRIPTION	FISCAL YEAR	FISCAL YEAR	FISCAL YEAR	FISCAL YEAR	FISCAL YEAR
	2017	2018	2018	2019	2020
	ACTUAL	BUDGET	ESTIMATED	BUDGET	FINANCIAL
			ACTUAL		PLAN
045-3504-422.10-04 REGULAR	413,812	481,200	508,800	497,818	514,135
045-3504-422.10-08 PART TIME & TEMPORARY	7,648	16,300	13,500	16,927	17,452
045-3504-422.10-11 OVERTIME	4,724	10,000	4,000	8,000	8,000
045-3504-422.10-12 CALLBACK	6,416	15,000	6,000	0	0
045-3504-422.10-19 INJURY PAY	32,763	0	100	0	0
<b>SALARIES AND WAGES</b>	<b>465,363</b>	<b>522,500</b>	<b>532,400</b>	<b>522,745</b>	<b>539,587</b>
045-3504-422.20-10 LONGEVITY	10,550	9,500	11,700	9,400	9,493
045-3504-422.20-12 EDUCATION/PERFORMANCE	12,430	12,100	11,500	13,200	13,332
045-3504-422.20-14 PENSION (FIRE)	58,995	64,100	69,200	66,624	68,729
045-3504-422.20-21 SOCIAL SECURITY	9,837	11,300	11,600	11,242	11,591
045-3504-422.20-22 RETIREMENT	4,602	4,500	4,500	4,572	4,716
045-3504-422.20-26 INSURANCE	70,861	83,600	98,100	75,647	78,764
045-3504-422.20-41 CELL PHONE ALLOWANCE	221	0	2,200	1,862	1,862
<b>EMPLOYEE BENEFITS</b>	<b>167,496</b>	<b>185,100</b>	<b>208,800</b>	<b>182,547</b>	<b>188,487</b>
<b>PERSONAL SERVICES</b>	<b>632,859</b>	<b>707,600</b>	<b>741,200</b>	<b>705,292</b>	<b>728,074</b>
045-3504-422.30-11 REG. FEES & CERTIFICATION	1,885	4,000	4,000	2,500	2,500
045-3504-422.30-85 MEMBERSHIP DUES	1,661	1,000	1,000	1,500	1,500
<b>PROF &amp; TECH SERVICES</b>	<b>3,546</b>	<b>5,000</b>	<b>5,000</b>	<b>4,000</b>	<b>4,000</b>
045-3504-422.40-20 VEHICLE REPAIR	1,717	1,500	500	1,500	1,500
<b>PROPERTY SERVICES</b>	<b>1,717</b>	<b>1,500</b>	<b>500</b>	<b>1,500</b>	<b>1,500</b>
045-3504-422.50-03 TRAVEL & EXPENSES	589	7,500	3,000	4,000	4,000
<b>OTHER SERVICES</b>	<b>589</b>	<b>7,500</b>	<b>3,000</b>	<b>4,000</b>	<b>4,000</b>
<b>OTHER SERVICES &amp; CHARGES</b>	<b>5,852</b>	<b>14,000</b>	<b>8,500</b>	<b>9,500</b>	<b>9,500</b>



**CITY OF BROKEN ARROW  
GENERAL FUND  
FIRE DEPARTMENT  
Fire Prevention Division**

ACCOUNT NUMBER/DESCRIPTION	FISCAL YEAR	FISCAL YEAR	FISCAL YEAR	FISCAL YEAR	FISCAL YEAR
	2017 ACTUAL	2018 BUDGET	2018 ESTIMATED ACTUAL	2019 BUDGET	2020 FINANCIAL PLAN
045-3504-422.60-03 OFFICE SUPPLIES	466	1,000	2,500	2,500	2,500
045-3504-422.60-10 UNIFORMS	0	1,000	0	1,000	1,000
045-3504-422.60-11 PROTECTIVE CLOTHING	0	4,000	1,500	3,000	4,000
045-3504-422.60-19 TIRES & TUBES	295	1,000	300	500	1,000
045-3504-422.60-20 VEHICLE REPAIR PARTS	456	2,000	1,000	1,000	2,000
045-3504-422.60-21 FUEL & LUBRICANTS	481	700	900	700	700
045-3504-422.60-23 MATERIAL & SUPPLIES	4,176	5,000	5,200	5,000	5,000
045-3504-422.60-24 OTHER EQUIPMENT	3,379	5,000	2,000	2,000	3,000
045-3504-422.60-28 BOOKS, MAGS, & SUBSCRIPT.	0	2,500	500	1,000	1,000
045-3504-422.60-32 AMMUNITION, TARGETS/SUPPL	0	1,000	500	1,000	1,000
MATERIAL & SUPPLIES	<u>9,253</u>	<u>23,200</u>	<u>14,400</u>	<u>17,700</u>	<u>21,200</u>
FIRE PREVENTION	<u>647,964</u>	<u>744,800</u>	<u>764,100</u>	<u>732,492</u>	<u>758,774</u>
FIRE	<u>18,385,519</u>	<u>19,809,408</u>	<u>21,108,000</u>	<u>20,116,111</u>	<u>20,789,109</u>

**CITY OF BROKEN ARROW  
FISCAL YEAR 2019 BUDGET & FISCAL YEAR 2020 FINANCIAL PLAN  
CAPITAL OUTLAY  
FIRE SALES TAX FUND  
FUND 45**

	PROJECT NUMBER	FISCAL YEAR	
		2019	2020
<b>CAPITAL OUTLAY</b>			
<b>2019 PROJECTS:</b>			
BUNKER GEAR	193508	68,000	0
STATION 2 PIERS	193509	60,000	0
STATION 5 BAY DOOR REPLACEMENT	193510	30,000	0
SUCTION UNITS FOR ENGINES (8)	193511	8,000	0
STAIR CHAIRS (4)	193512	16,000	0
RESPONSE CLOCKS	193513	10,000	0
FORCIBLE ENTRY PROPS (2)	193514	5,000	0
RESCUE MANIKIN (2)	193515	12,000	0
TECHNICAL RESCUE EQUIPMENT	193516	5,000	0
DOOR ACCESS READER UPGRADES PSC (IT)	193517	15,000	0
		<u>229,000</u>	<u>0</u>
<b>BUILDING MAINTENANCE SUGGESTED PROJECTS:</b>			
STATION 7 ROOF REPLACEMENT		0	100,000
STATION 1 ROOF REPLACEMENT		0	75,000
STATION 5 TWIN HVAC	193518	64,000	0
STATION 6 GREASE TRAP	193519	7,500	0
		<u>71,500</u>	<u>175,000</u>
<b>TOTAL CAPITAL OUTLAY</b>		<u><u>300,500</u></u>	<u><u>175,000</u></u>
 <b>2019 CALL GRANT FUNDED PROJECT:</b>			
WILDLAND PPE		115,909	0
		<u>115,909</u>	<u>0</u>

**CITY OF BROKEN ARROW  
 FISCAL YEAR 2019 BUDGET & FISCAL YEAR 2020 FINANCIAL PLAN  
 WAGONER COUNTY FIRE SALES TAX**

The Fire Department also receives a portion of a Wagoner County Sales Tax dedicated to fire departments in Wagoner County. The funds allocated to the Broken Arrow Fire Department are limited to expenditures related to Wagoner County operations. These funds are subject to approval by the Fire Sales Tax Trust Authority in Wagoner County. Therefore, these funds are not included in the Broken Arrow Fire Department's budget. Expenditures for which funding is anticipated to be submitted for approval in Fiscal Year 2018 are shown below.

	<b>PROJECT NUMBER</b>	<b>FISCAL YEAR 2019</b>	<b>2020</b>
<b>CAPITAL OUTLAY</b>			
<b>2019 PROJECTS:</b>			
STATION 4 HVAC		16,500	0
HOMALTRO TOOLS FOR TRAINING CENTER		35,000	0
TRAINING CENTER UPGRADES		25,000	25,000
<b>TOTAL</b>		<u><u>76,500</u></u>	<u><u>25,000</u></u>

**CITY OF BROKEN ARROW  
FISCAL YEAR 2019 BUDGET & FISCAL YEAR 2020 FINANCIAL PLAN  
1994 BOND ISSUE  
FUND 55**

**Description:**

A Capital Project Fund which accounts for funds from bond issue proceeds approved by the citizens of the City in an election in October 1993. These proceeds are designed to provide for a revolving loan program for industrial development purposes (façade program). A vote redefining the use of these proceeds to be for the purpose of securing and developing industry in the downtown area of the City as determined by the City Council was approved by the citizens of the City in an election held August 11, 2009.

DESCRIPTION	ACTUAL 2017	BUDGET 2018	ESTIMATED ACTUAL 2018	BUDGET 2019	FINANCIAL PLAN 2020
<b>REVENUES -</b>					
Interest	0	200	200	50	0
Miscellaneous	0	0	0	0	0
<b>TOTAL REVENUES</b>	<b>0</b>	<b>200</b>	<b>200</b>	<b>50</b>	<b>0</b>
<b>BEGINNING FUND BALANCE</b>	<b>196,940</b>	<b>196,940</b>	<b>196,940</b>	<b>197,140</b>	<b>0</b>
<b>TOTAL SOURCES</b>	<b>196,940</b>	<b>197,140</b>	<b>197,140</b>	<b>197,190</b>	<b>0</b>
<b>EXPENDITURES -</b>					
Other Services and Charges	0	100	0	0	0
Capital Outlay	0	15,000	0	197,190	0
<b>TOTAL EXPENDITURES</b>	<b>0</b>	<b>15,100</b>	<b>0</b>	<b>197,190</b>	<b>0</b>
<b>ENDING FUND BALANCE</b>	<b>196,940</b>	<b>182,040</b>	<b>197,140</b>	<b>0</b>	<b>0</b>

**CITY OF BROKEN ARROW**  
**FISCAL YEAR 2019 BUDGET & FISCAL YEAR 2020 FINANCIAL PLAN**  
**CAPITAL OUTLAY**  
**1994 GO BOND**  
**FUND 55**

	PROJECT NUMBER	FISCAL YEAR	
		2019	2020
<b>CAPITAL OUTLAY</b>			
<b>2019 CAPITAL PROJECTS</b>			
PROJECT(S) TO BE DETERMINED	191710	197,190	0
<b>TOTAL CAPITAL OUTLAY</b>		<u><b>197,190</b></u>	<u><b>0</b></u>

**CITY OF BROKEN ARROW  
FISCAL YEAR 2019 BUDGET & FISCAL YEAR 2020 FINANCIAL PLAN  
2008 BOND ISSUE  
FUND 59**

**Description:**

A Capital Project Fund which accounts for the expenditures of bond proceeds received by the City in Fiscal Years 2009, 2010, 2011 and 2012. These bonds were approved by a vote of the citizens of the City in December 2008. These proceeds were voted to provide funds for various street, public safety, parks and stormwater improvements.

DESCRIPTION	ACTUAL 2017	BUDGET 2018	ESTIMATED ACTUAL 2018	BUDGET 2019	FINANCIAL PLAN 2020
<b>REVENUES -</b>					
Interest	4,791	2,500	4,000	5,000	0
<b>OTHER FINANCING SOURCES -</b>					
General Obligation Bond Proceeds	0	0	0	0	0
<b>TOTAL REVENUES &amp; OTHER SOURCES</b>	<b>4,791</b>	<b>2,500</b>	<b>4,000</b>	<b>5,000</b>	<b>0</b>
<b>BEGINNING FUND BALANCE -</b>					
Reserved for Capital Projects	2,638,934	2,239,592	2,239,592	1,856,858	0
<b>TOTAL SOURCES</b>	<b>2,643,725</b>	<b>2,242,092</b>	<b>2,243,592</b>	<b>1,861,858</b>	<b>0</b>
<b>EXPENDITURES -</b>					
Capital projects	404,133	2,321,134	386,734	1,861,858	0
<b>TOTAL EXPENDITURES AND OTHER USES</b>	<b>404,133</b>	<b>2,321,134</b>	<b>386,734</b>	<b>1,861,858</b>	<b>0</b>
<b>ENDING FUND BALANCE -</b>					
Reserved for Capital Projects	2,239,592	(79,042)	1,856,858	0	0

**CITY OF BROKEN ARROW**  
**FISCAL YEAR 2019 BUDGET & FISCAL YEAR 2020 FINANCIAL PLAN**  
**CAPITAL OUTLAY**  
**2008 BOND ISSUE**  
**FUND 59**

	PROJECT NUMBER	FISCAL YEAR	
		2019	2020
CAPITAL OUTLAY			
QUALITY OF LIFE			
COMMUNITY PARK	156020	1,861,858	0
<b>TOTAL CAPITAL OUTLAY</b>		<b>1,861,858</b>	<b>0</b>

**CITY OF BROKEN ARROW  
FISCAL YEAR 2019 BUDGET & FISCAL YEAR 2020 FINANCIAL PLAN  
WORKERS COMPENSATION  
FUND 60**

**Description:**

An Internal Services Fund which receives monies through charges to the General Fund and the Broken Arrow Municipal Authority for reimbursement of expenses paid for worker's compensation claims.

DESCRIPTION	ACTUAL 2017	BUDGET 2018	ESTIMATED ACTUAL 2018	BUDGET 2019	FINANCIAL PLAN 2020
<b>REVENUES:</b>					
Charges for Services	1,099,992	1,200,000	1,200,000	1,200,000	1,200,000
Interest	713	800	800	800	800
Miscellaneous	0	0	1,793	0	0
<b>TOTAL REVENUE</b>	<b>1,100,705</b>	<b>1,200,800</b>	<b>1,202,593</b>	<b>1,200,800</b>	<b>1,200,800</b>
<b>BEGINNING FUND BALANCE</b>	<b>(1,051,125)</b>	<b>(1,041,427)</b>	<b>(1,041,427)</b>	<b>(937,834)</b>	<b>(837,034)</b>
<b>TOTAL SOURCES</b>	<b>49,580</b>	<b>159,373</b>	<b>161,166</b>	<b>262,966</b>	<b>363,766</b>
<b>EXPENDITURES:</b>					
OTHER SERVICES & CHARGES -					
Claims	1,091,007	1,100,000	1,099,000	1,100,000	1,100,000
<b>TOTAL EXPENDITURES</b>	<b>1,091,007</b>	<b>1,100,000</b>	<b>1,099,000</b>	<b>1,100,000</b>	<b>1,100,000</b>
<b>ENDING FUND BALANCE</b>	<b>(1,041,427)</b>	<b>(940,627)</b>	<b>(937,834)</b>	<b>(837,034)</b>	<b>(736,234)</b>



**CITY OF BROKEN ARROW  
FISCAL YEAR 2019 BUDGET & FISCAL YEAR 2020 FINANCIAL PLAN  
GROUP HEALTH & LIFE FUND  
FUND 61**

**Description:**

The Group Health and Life Fund accounts for charges to the operating funds of the City used to pay the expenses of the City's shared risk group health and life insurance plans.

DESCRIPTION	ACTUAL 2017	BUDGET 2018	ESTIMATED ACTUAL 2018	BUDGET 2019	FINANCIAL PLAN 2020
<b>REVENUES -</b>					
Charges for Services	8,691,269	9,005,900	8,514,203	8,820,000	8,910,000
Interest	863	0	1,065	1,000	1,500
<b>TOTAL REVENUE</b>	<b>8,692,132</b>	<b>9,005,900</b>	<b>8,515,268</b>	<b>8,821,000</b>	<b>8,911,500</b>
<b>BEGINNING FUND BALANCE</b>	<b>485,869</b>	<b>784,554</b>	<b>784,554</b>	<b>1,299,822</b>	<b>1,820,822</b>
<b>TOTAL SOURCES</b>	<b>9,178,001</b>	<b>9,790,454</b>	<b>9,299,822</b>	<b>10,120,822</b>	<b>10,732,322</b>
<b>EXPENDITURES -</b>					
OTHER SERVICES & CHARGES -					
Claims	8,393,447	8,850,000	8,000,000	8,300,000	8,500,000
<b>TOTAL EXPENDITURES</b>	<b>8,393,447</b>	<b>8,850,000</b>	<b>8,000,000</b>	<b>8,300,000</b>	<b>8,500,000</b>
<b>ENDING FUND BALANCE</b>	<b>784,554</b>	<b>940,454</b>	<b>1,299,822</b>	<b>1,820,822</b>	<b>2,232,322</b>

**CITY OF BROKEN ARROW**  
**FISCAL YEAR 2019 BUDGET & FISCAL YEAR 2020 FINANCIAL PLAN**  
**DEBT SERVICE FUND**  
**FUND 70**

**Description:**

The Debt Service Fund accounts for the principal, interest and fiscal agent fees associated with the general obligation debt approved in elections by the citizens of Broken Arrow. This fund also accounts for principal and interest payments on court-assessed judgments.

DESCRIPTION	ACTUAL 2017	BUDGET 2018	ESTIMATED ACTUAL 2018	BUDGET 2019	FINANCIAL PLAN 2020
<b>REVENUES:</b>					
Advalorem Taxes	14,047,298	14,977,000	15,010,983	15,500,000	16,000,000
<b>Total Advalorem Taxes</b>	<b>14,047,298</b>	<b>14,977,000</b>	<b>15,010,983</b>	<b>15,500,000</b>	<b>16,000,000</b>
Interest	77,118	175,000	77,118	60,000	70,000
Miscellaneous	0	0	0	0	0
<b>OTHER FINANCING SOURCES</b>					
Proceeds from long-term debt	0	0	0	0	0
Premium on Bonds Sold	354,330	0	247,650	0	0
<b>TOTAL REVENUES &amp; SOURCES</b>	<b>14,478,746</b>	<b>15,152,000</b>	<b>15,335,751</b>	<b>15,560,000</b>	<b>16,070,000</b>
<b>BEGINNING FUND BALANCE -     Reserved for Debt Service</b>	<b>7,432,254</b>	<b>8,577,038</b>	<b>8,577,038</b>	<b>10,033,827</b>	<b>10,100,877</b>
<b>TOTAL SOURCES</b>	<b>21,911,000</b>	<b>23,729,038</b>	<b>23,912,789</b>	<b>25,593,827</b>	<b>26,170,877</b>
<b>EXPENDITURES:</b>					
General Obligation Bonds					
Principal	9,675,000	9,910,000	9,915,000	10,555,000	10,180,000
Interest	3,361,815	3,554,800	3,601,300	4,059,600	3,413,200
Judgments					
Principal	184,043	750,000	269,102	750,000	500,000
Interest	25,261	38,000	33,259	38,000	38,000
Fiscal Agent Fees	10,725	10,600	10,300	10,350	10,400
<b>TOTAL EXPENDITURES</b>	<b>13,256,844</b>	<b>14,263,400</b>	<b>13,828,962</b>	<b>15,412,950</b>	<b>14,141,600</b>
<b>OTHER FINANCING USES -</b>					
Payment to Escrow Agent	0	0	0	0	0
Bond Issuance Costs	0	0	125,000	135,000	120,000
Transfers Out	77,118	175,000	50,000	80,000	62,000
<b>TOTAL OTHER FINANCING USES</b>	<b>77,118</b>	<b>175,000</b>	<b>175,000</b>	<b>215,000</b>	<b>182,000</b>
<b>ENDING FUND BALANCE -     Reserved for Debt Service</b>	<b>8,577,038</b>	<b>9,290,638</b>	<b>10,033,827</b>	<b>10,100,877</b>	<b>11,967,277</b>
<b>MILLAGE RATE</b>	<b>16.92</b>	<b>17.10</b>	<b>16.84</b>	<b>16.95</b>	<b>16.95</b>

**CITY OF BROKEN ARROW**  
**FISCAL YEAR 2019 BUDGET & FISCAL YEAR 2020 FINANCIAL PLAN**  
**DEBT SERVICE FUND**  
**FUND 70**

DESCRIPTION	ACTUAL 2017	BUDGET 2018	ESTIMATED ACTUAL 2018	BUDGET 2019	FINANCIAL PLAN 2020
<b>EXPENDITURES:</b>					
<b>General Obligation Bonds Principal:</b>					
2001B General Obligation Bonds	725,000	0	0	0	0
2002 General Obligation Bonds	290,000	305,000	305,000	0	0
2003 General Obligation Bonds	550,000	550,000	550,000	575,000	0
2008 General Obligation Bonds	760,000	760,000	760,000	760,000	760,000
2009B General Obligation Bonds	810,000	810,000	810,000	810,000	810,000
2009C General Obligation Bonds	230,000	230,000	230,000	230,000	230,000
2009D General Obligation Bonds	455,000	455,000	455,000	455,000	455,000
2010A General Obligation Bonds	215,000	215,000	215,000	215,000	215,000
2010B General Obligation Bonds	555,000	555,000	555,000	555,000	555,000
2011A General Obligation Bonds	260,000	260,000	260,000	260,000	260,000
2011B General Obligation Bonds	600,000	600,000	600,000	600,000	600,000
2012 General Obligation Bonds	630,000	630,000	630,000	630,000	630,000
2013A General Obligation Bonds	410,000	410,000	410,000	410,000	410,000
2013B General Obligation Bonds	325,000	325,000	325,000	325,000	325,000
2014A General Obligation Bonds	615,000	615,000	615,000	615,000	615,000
2014B General Obligation Bonds	350,000	350,000	350,000	350,000	350,000
2016A General Obligation Bonds	0	605,000	605,000	605,000	605,000
2016B General Obligation Bonds	0	345,000	345,000	345,000	345,000
2016C General Obligation Bonds	1,895,000	1,890,000	1,895,000	1,830,000	1,045,000
2016D General Obligation Bonds	0	0	0	985,000	985,000
2018A General Obligation Bonds	0	0	0	0	985,000
<b>Total Principal</b>	<b>9,675,000</b>	<b>9,910,000</b>	<b>9,915,000</b>	<b>10,555,000</b>	<b>10,180,000</b>

**CITY OF BROKEN ARROW  
FISCAL YEAR 2019 BUDGET & FISCAL YEAR 2020 FINANCIAL PLAN  
DEBT SERVICE FUND  
FUND 70**

DESCRIPTION	ACTUAL 2017	BUDGET 2018	ESTIMATED ACTUAL 2018	BUDGET 2019	FINANCIAL PLAN 2020
<b>General Obligation Bonds Interest:</b>					
2001B General Obligation Bonds	17,219	0	0	0	0
2002 General Obligation Bonds	19,655	6,700	6,700	0	0
2003 General Obligation Bonds	55,656	34,000	34,000	11,500	0
2008 General Obligation Bonds	239,638	207,400	207,400	173,200	140,900
2009B General Obligation Bonds	242,513	218,300	218,300	191,900	163,600
2009C General Obligation Bonds	67,003	59,900	59,800	52,400	44,900
2009D General Obligation Bonds	133,303	119,100	119,100	104,300	89,600
2010A General Obligation Bonds	26,703	21,500	21,500	15,700	9,700
2010B General Obligation Bonds	272,179	258,400	258,100	243,400	227,800
2011A General Obligation Bonds	135,985	130,800	130,800	125,600	119,100
2011B General Obligation Bonds	310,163	298,200	298,200	286,200	271,200
2012 General Obligation Bonds	209,595	192,300	192,300	182,900	175,800
2013A General Obligation Bonds	57,638	53,600	53,600	47,400	39,200
2013B General Obligation Bonds	163,194	108,400	156,800	150,200	143,700
2014A General Obligation Bonds	377,695	353,100	353,100	334,700	316,200
2014B General Obligation Bonds	71,625	64,700	64,700	57,700	50,700
2016A General Obligation Bonds	518,906	341,300	339,900	328,000	321,800
2016B General Obligation Bonds	299,681	194,700	194,600	184,300	179,100
2016C General Obligation Bonds	143,468	131,200	131,200	93,400	38,500
2016D General Obligation Bonds	0	761,200	761,200	497,600	477,900
2018A General Obligation Bonds	0	0	0	979,200	603,500
<b>Total Interest</b>	<b>3,361,815</b>	<b>3,554,800</b>	<b>3,601,300</b>	<b>4,059,600</b>	<b>3,413,200</b>

**CITY OF BROKEN ARROW  
FISCAL YEAR 2019 BUDGET & FISCAL YEAR 2020 FINANCIAL PLAN  
DEBT SERVICE FUND  
FUND 70**

DESCRIPTION	ACTUAL 2017	BUDGET 2018	ESTIMATED ACTUAL 2018	BUDGET 2019	FINANCIAL PLAN 2020
<b>EXPENDITURES:</b>					
<b>General Obligation Fiscal Agent Fees</b>					
2001B General Obligation Bonds	200	0	0	0	0
2002 General Obligation Bonds	450	300	225	0	0
2003 General Obligation Bonds	450	500	450	250	0
2008 General Obligation Bonds	600	600	600	600	600
2009B General Obligation Bonds	600	600	600	600	600
2009C General Obligation Bonds	450	500	450	500	500
2009D General Obligation Bonds	550	600	550	600	600
2010A General Obligation Bonds	375	400	375	400	400
2010B General Obligation Bonds	600	600	600	600	600
2011A General Obligation Bonds	450	500	450	500	500
2011B General Obligation Bonds	600	600	600	600	600
2012 General Obligation Bonds	600	600	600	600	600
2013A General Obligation Bonds	600	600	600	600	600
2013B General Obligation Bonds	600	600	600	600	600
2014A General Obligation Bonds	600	600	600	600	600
2014B General Obligation Bonds	600	600	600	600	600
2016A General Obligation Bonds	600	600	600	600	600
2016B General Obligation Bonds	600	600	600	600	600
2016C General Obligation Bonds	600	600	600	600	600
2016D General Obligation Bonds	600	600	600	600	600
2018A General Obligation Bonds	0	0	0	300	600
<b>Total Fiscal Agent Fees</b>	<b>10,725</b>	<b>10,600</b>	<b>10,300</b>	<b>10,350</b>	<b>10,400</b>

**CITY OF BROKEN ARROW**  
**FISCAL YEAR 2019 BUDGET & FISCAL YEAR 2020 FINANCIAL PLAN**  
**BROKEN ARROW ECONOMIC DEVELOPMENT AUTHORITY**  
**FUND 87**

**Description:**

A Public Trust created to promote and encourage development of industry and commerce and other related activities on behalf of the City. The City Council serves as Trustees for the Authority.

DESCRIPTION	ACTUAL 2017	BUDGET 2018	ESTIMATED ACTUAL 2018	BUDGET 2019	FINANCIAL PLAN 2020
<b>REVENUES :</b>					
Intergovernmental					
Interest	3,778	4,000	9,124	9,000	10,000
Miscellaneous (TIF Income)	667,300	835,000	1,100,000	1,111,000	1,122,000
<b>TOTAL REVENUES</b>	<b>671,078</b>	<b>839,000</b>	<b>1,109,124</b>	<b>1,120,000</b>	<b>1,132,000</b>
<b>Other Financing Sources:</b>					
Transfers In	1,159,992	1,200,000	1,200,000	1,200,000	1,200,000
<b>TOTAL REVENUES &amp; OTHER SOURCES</b>	<b>1,831,070</b>	<b>2,039,000</b>	<b>2,309,124</b>	<b>2,320,000</b>	<b>2,332,000</b>
<b>BEGINNING FUND BALANCE:</b>					
Reserved Fund Balances					
Reserved for Debt Service	0	0	0	0	0
Reserved for Other Purposes	(4,057,927)	(4,060,094)	(4,060,094)	(3,670,970)	(3,350,970)
<b>Total Reserved Fund Balances</b>	<b>(4,057,927)</b>	<b>(4,060,094)</b>	<b>(4,060,094)</b>	<b>(3,670,970)</b>	<b>(3,350,970)</b>
<b>Unreserved Fund Balance</b>	<b>0</b>	<b>0</b>	<b>0</b>	<b>0</b>	<b>0</b>
<b>TOTAL FUND BALANCE</b>	<b>(4,057,927)</b>	<b>(4,060,094)</b>	<b>(4,060,094)</b>	<b>(3,670,970)</b>	<b>(3,350,970)</b>
<b>TOTAL SOURCES</b>	<b>(2,226,857)</b>	<b>(2,021,094)</b>	<b>(1,750,970)</b>	<b>(1,350,970)</b>	<b>(1,018,970)</b>
<b>EXPENDITURES -</b>					
Other Services and Charges	1,150,711	1,250,000	1,200,000	1,250,000	1,250,000
Capital Outlay	380	0	0	0	0
Debt Service	682,146	627,700	720,000	750,000	750,000
<b>TOTAL EXPENDITURES</b>	<b>1,833,237</b>	<b>1,877,700</b>	<b>1,920,000</b>	<b>2,000,000</b>	<b>2,000,000</b>
<b>ENDING FUND BALANCE:</b>					
Reserved Fund Balances					
Reserved for Debt Service	0	0	0	0	0
Reserved for Other Purposes	(4,060,094)	(3,898,794)	(3,670,970)	(3,350,970)	(3,018,970)
<b>Total Reserved Fund Balances</b>	<b>(4,060,094)</b>	<b>(3,898,794)</b>	<b>(3,670,970)</b>	<b>(3,350,970)</b>	<b>(3,018,970)</b>
<b>Unreserved Fund Balance</b>	<b>0</b>	<b>0</b>	<b>0</b>	<b>0</b>	<b>0</b>
<b>Total Fund Balance</b>	<b>(4,060,094)</b>	<b>(3,898,794)</b>	<b>(3,670,970)</b>	<b>(3,350,970)</b>	<b>(3,018,970)</b>

**CITY OF BROKEN ARROW  
FISCAL YEAR 2019 BUDGET & FISCAL YEAR 2020 FINANCIAL PLAN  
2011 BOND ISSUE  
FUND 91**

**Description:**

A Capital Project Fund which accounts for the expenditures of bond proceeds received by the City in Fiscal Years 2012, 2013, 2014, 2015 & 2016. These bonds were approved by a vote of the citizens of the City in April 2011. These proceeds provide funds for various street, public safety, park and stormwater improvements.

DESCRIPTION	ACTUAL 2017	BUDGET 2018	ESTIMATED ACTUAL 2018	BUDGET 2019	FINANCIAL PLAN 2020
<b>REVENUES:</b>					
Interest	58,011	6,000	75,000	50,000	0
Miscellaneous	138,229	0	0	0	0
<b>OTHER FINANCING SOURCES -</b>					
General Obligation Bond Proceeds	0	0	0	0	0
<b>TOTAL REVENUES &amp; OTHER SOURCES</b>	<b>196,240</b>	<b>6,000</b>	<b>75,000</b>	<b>50,000</b>	<b>0</b>
<b>BEGINNING FUND BALANCE -</b>					
Reserved for Capital Projects	17,285,174	12,135,848	11,840,900	7,623,000	0
<b>TOTAL SOURCES</b>	<b>17,481,414</b>	<b>12,141,848</b>	<b>11,915,900</b>	<b>7,673,000</b>	<b>0</b>
<b>EXPENDITURES -</b>					
Capital projects	5,345,066	11,601,174	4,292,900	7,673,000	0
<b>OTHER FINANCING USES -</b>					
Bond Issuance Costs	500	0	0	0	0
<b>TOTAL EXPENDITURES AND OTHER USES</b>	<b>5,345,566</b>	<b>11,601,174</b>	<b>4,292,900</b>	<b>7,673,000</b>	<b>0</b>
<b>ENDING FUND BALANCE -</b>					
Reserved for Capital Projects	12,135,848	540,674	7,623,000	0	0

**CITY OF BROKEN ARROW  
FISCAL YEAR 2019 BUDGET & FISCAL YEAR 2020 FINANCIAL PLAN  
CAPITAL OUTLAY  
2011 BOND ISSUE  
FUND 91**

	PROJECT NUMBER	FISCAL YEAR	
		2019	2020
<b>STREETS</b>			
<b>CAPITAL OUTLAY</b>			
<b>CONSTRUCTION</b>			
NEW ORLEANS: ASPEN/OLIVE - 3 TO 4 LANE	ST1209	798,600	0
9TH: ELGIN/EL PASO - 5 LANES	ST1210	219,200	0
37TH STREET: ALBANY/HOUSTON - 3 LANE	ST1413	1,950,000	0
<b>TOTAL STREETS</b>		<b>2,967,800</b>	<b>0</b>
<b>PUBLIC SAFETY</b>			
<b>CAPITAL OUTLAY</b>			
<b>CONSTRUCTION</b>			
FIRE STATION #3 REPLACEMENT	163511	1,673,300	0
<b>TOTAL PUBLIC SAFETY</b>		<b>1,673,300</b>	<b>0</b>
<b>QUALITY OF LIFE</b>			
<b>CAPITAL OUTLAY</b>			
EVENTS PARK	116016	1,175,800	0
37TH DETENTION PARK	166024	200,000	0
BEACH VOLLEYBALL	186023	131,200	0
<b>TOTAL QUALITY OF LIFE</b>		<b>1,507,000</b>	<b>0</b>
<b>STORMWATER</b>			
<b>CAPITAL OUTLAY</b>			
FAIRWAY PARK	SW1202	248,000	
37TH ST DETENTION ADAMS CREEK - BETWEEN ALBANY/OMAHA	SW1312	978,500	0
TURNBERRY DENTENTION POND	SW1603	71,200	0
EAGLE CREEK DRAINAGE IMPROVEMENTS	SW1604	127,200	0
STACEY LYNN 7 DRAINAGE IMPROVEMENTS	SW1605	100,000	0
<b>TOTAL STORMWATER</b>		<b>1,524,900</b>	<b>0</b>
<b>TOTAL EXPENDITURES</b>		<b>7,673,000</b>	<b>0</b>



**CITY OF BROKEN ARROW  
FISCAL YEAR 2019 BUDGET & FISCAL YEAR 2020 FINANCIAL PLAN  
2014 BOND ISSUE  
FUND 92**

**Description:**

A Capital Project Fund which accounts for the expenditures of bond proceeds received by the City in Fiscals Year 2015 and 2016. These bonds were approved by a vote of the citizens of the City in August 2014. These proceeds provide funds for various street, public safety, park and stormwater improvements.

DESCRIPTION	ACTUAL 2017	BUDGET 2018	ESTIMATED ACTUAL 2018	BUDGET 2019	FINANCIAL PLAN 2020
<b>REVENUES:</b>					
Interest	85,209	55,000	178,761	200,000	0
Intergovernmental	66,720	0	484,654	0	0
Miscellaneous	162,642	0	0	0	0
<b>OTHER FINANCING SOURCES -</b>					
General Obligation Bond Proceeds	18,720,000	18,435,000	18,755,000	10,860,000	0
<b>TOTAL REVENUES &amp; OTHER SOURCES</b>	<b>19,034,571</b>	<b>18,490,000</b>	<b>19,418,415</b>	<b>11,060,000</b>	<b>0</b>
<b>BEGINNING FUND BALANCE -</b>					
Reserved for Capital Projects	11,830,674	26,343,270	25,376,560	30,997,775	0
<b>TOTAL SOURCES</b>	<b>30,865,245</b>	<b>44,833,270</b>	<b>44,794,975</b>	<b>42,057,775</b>	<b>0</b>
<b>EXPENDITURES -</b>					
Capital projects	4,420,081	44,657,400	13,675,300	41,937,775	0
<b>OTHER FINANCING USES -</b>					
Bond Issuance Costs	101,894	100,000	121,900	120,000	0
<b>TOTAL EXPENDITURES AND OTHER USES</b>	<b>4,521,975</b>	<b>44,757,400</b>	<b>13,797,200</b>	<b>42,057,775</b>	<b>0</b>
<b>ENDING FUND BALANCE -</b>					
Reserved for Capital Projects	26,343,270	75,870	30,997,775	0	0

**CITY OF BROKEN ARROW  
FISCAL YEAR 2019 BUDGET & FISCAL YEAR 2020 FINANCIAL PLAN  
CAPITAL OUTLAY  
2014 BOND ISSUE  
FUND 92**

	PROJECT NUMBER	FISCAL YEAR	
		2019	2020
<b>STREETS</b>			
<b>    CAPITAL OUTLAY</b>			
<b>        CONSTRUCTION</b>			
23RD: KENOSHA/HOUSTON - 5 LANES	ST0914	2,962,875	0
9TH ST: FLIGHT SAFETY/HOUSTON - 5 LANES	ST1210	1,654,400	0
FLORENCE: OLIVE/ASPEN - 3 & 5 LANES	ST1410	3,659,500	0
WASHINGTON: GARNETT/OLIVE	ST1616	6,563,700	0
KENOSHA: DATE/MAIN - 5 LANES	ST1703	1,826,400	0
ASPEN RESURFACING: WASHINGTON/NEW ORLEANS	ST1705	662,400	0
RESURFACE 7 MILES OF 2 LANE ARTERIAL STREETS	ST1706	375,000	0
OLIVE: ALBANY/KENOSHA - 4 LANES	ST1710	2,642,900	0
ASH - DALLAS TO COLLEGE	ST1711	522,100	0
1ST - DALLAS TO COLLEGE	ST1712	525,000	0
ALBANY: 9TH/23RD 4 & 5 LANE/INTERSECTION 23RD	ST1411	4,305,000	0
<b>TOTAL STREETS</b>		<b>25,699,275</b>	<b>0</b>
<b>PUBLIC SAFETY</b>			
POLICE MOBILE DATA/TECHNOLOGY	163023	33,500	0
FIRE STATION #3 INCLUDING FIRE TRUCK AND AMBULANCE	163511	1,767,200	0
LAND/DESIGN NEW FIRE STATION	173509	334,000	0
AERIAL FIRE TRUCK	183505	1,193,500	0
PUBLIC SAFETY COMPLEX PHASE I	181707	447,600	0
PUBLIC SAFETY COMPLEX PHASE II	191711	950,000	0
POLICE-FIRE: COMMAND/SPECIAL OPERATIONS TEAM VEHICLE	191712	500,000	0
RADIO COMMUNICATIONS TOWER - SOUTH BROKEN ARROW	191713	500,000	0
<b>TOTAL PUBLIC SAFETY</b>		<b>5,725,800</b>	<b>0</b>

**CITY OF BROKEN ARROW  
FISCAL YEAR 2019 BUDGET & FISCAL YEAR 2020 FINANCIAL PLAN  
CAPITAL OUTLAY  
2014 BOND ISSUE  
FUND 92**

	PROJECT NUMBER	FISCAL YEAR	
		2019	2020
<b>QUALITY OF LIFE</b>			
EVENTS PARK			
REGIONAL PLAYGROUND	176038	176,200	0
RESTROOMS	176039	73,400	0
PICNIC PAVILION	176040	189,800	0
ADULTR SOFTBALL 5 PLEX	176037	3,648,500	0
SECURITY LIGHTING	176041	25,100	0
ARROWHEAD PARK			
PLAYGROUND	176025	100,000	0
CONCESSION	176036	125,000	0
37TH ST PARK	176023	263,000	0
HIGHLAND PARK: PLAYGROUND/PLAYING FIELDS	196024	200,000	0
VANDEVER PARK: NEW PLAYGROUND	196025	179,000	0
<b>TOTAL QUALITY OF LIFE</b>		<b>4,980,000</b>	<b>0</b>
<b>PUBLIC BUILDINGS</b>			
<b>CAPITAL OUTLAY</b>			
ART CENTER	161715	1,392,300	0
MAINTENANCE CENTER - LAND-A/E DESIGN	181708	738,800	0
LAND-SAND/SALT STORAGE	191714	325,000	0
<b>TOTAL PUBLIC BUILDINGS</b>		<b>2,456,100</b>	<b>0</b>

**CITY OF BROKEN ARROW  
FISCAL YEAR 2019 BUDGET & FISCAL YEAR 2020 FINANCIAL PLAN  
CAPITAL OUTLAY  
2014 BOND ISSUE  
FUND 92**

	PROJECT NUMBER	FISCAL YEAR	
		2019	2020
<b>STORMWATER</b>			
37TH ST REGIONAL DETENTION FACILITY	SW1504	360,200	0
DRAINAGE IMPROVEMENTS - PHASE I NEW ORLEANS EAST OF GARNETT 23RD ST SOUTH OF 151ST E AVE WEST SHREVEPORT EAST OF ASPEN INCLUDING BRIDGE	SW1505	315,000	0
DRAINAGE IMPROVEMENTS - PHASE II TUCSON EAST OF LYNN LANE 23RD ST SOUTH OF WASHINGTON	SW1505	315,000	0
DRAINAGE IMPROVEMENT ALBANY: LYNN LANE/23RD ST	SW1709	2,086,400	0
<b>TOTAL STORMWATER</b>		<b>3,076,600</b>	<b>0</b>
<b>TOTAL FUND 92</b>		<b>41,937,775</b>	<b>0</b>