

# City of Broken Arrow

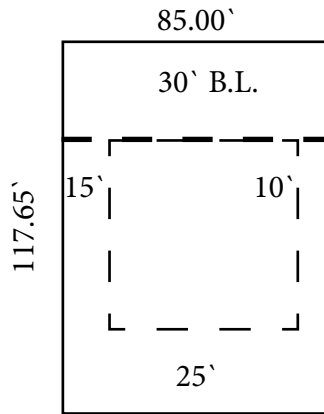
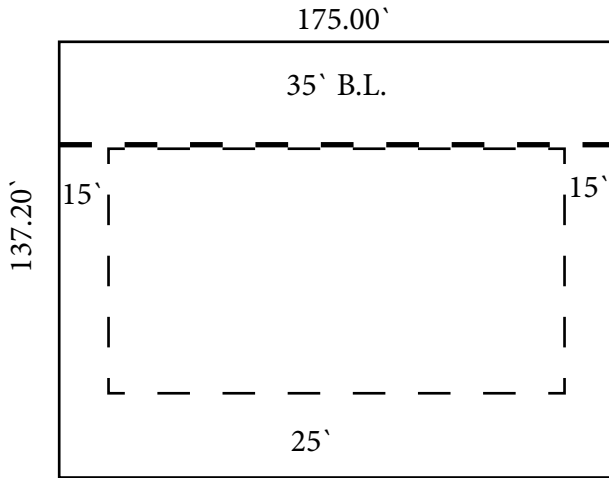
## Single Family Residential Zoning

### Lot Characteristics

July 2016

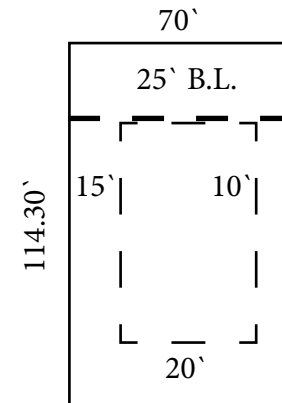
# RE

Frontage: 175.00' Side Yards: 15' & 15'  
 Size: 24,000 sf Rear Yard: 25'  
 Front B.L.: 35' D.U./Acre: 1.53



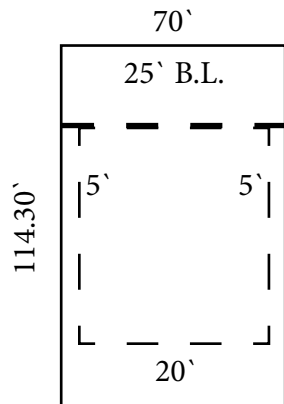
# RS-1

Frontage: 85.00'  
 Size: 10,000 sf  
 Front B.L.: 30'  
 Side Yards: 15' & 10'  
 Rear Yard: 25'  
 D.U./Acre: 3.60



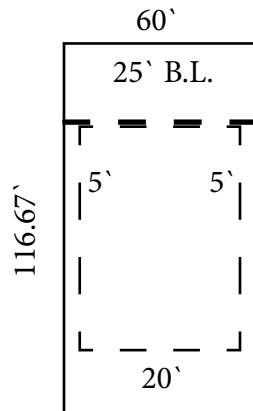
# R-2

Frontage: 70.00'  
 Size: 8,000 sf  
 Front B.L.: 25'  
 Side Yards: 10' & 15'  
 Rear Yard: 20'  
 D.U./Acre: 4.47



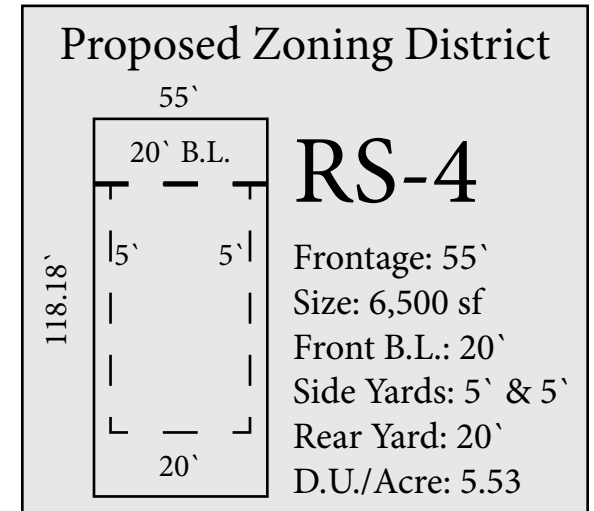
# RS-2

Frontage: 70.00'  
 Size: 8,000 sf  
 Front B.L.: 25'  
 Side Yards: 5' & 5'  
 Rear Yard: 20'  
 D.U./Acre: 4.47



# RS-3

Frontage: 60.00'  
 Size: 7,000 sf  
 Front B.L.: 25'  
 Side Yards: 5' & 5'  
 Rear Yard: 20'  
 D.U./Acre: 5.12



# RS-4

Frontage: 55'  
 Size: 6,500 sf  
 Front B.L.: 20'  
 Side Yards: 5' & 5'  
 Rear Yard: 20'  
 D.U./Acre: 5.53