

City of Broken Arrow

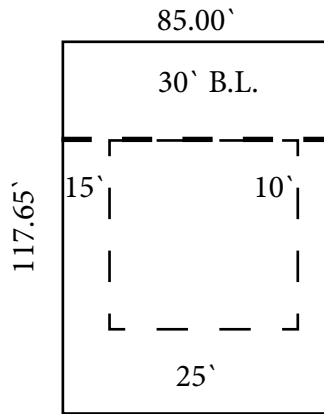
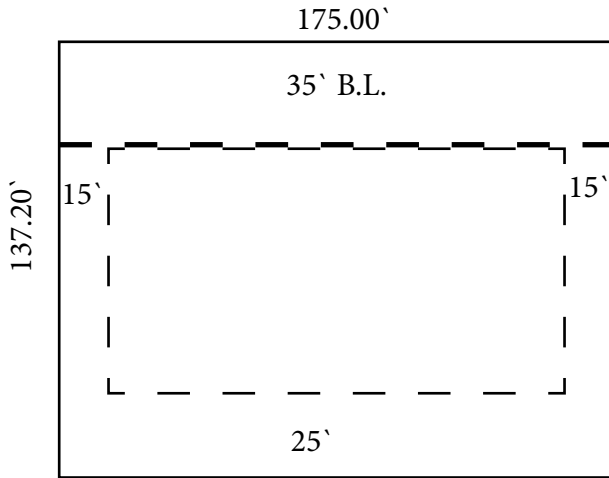
Single Family Residential Zoning

Lot Characteristics

July 2016

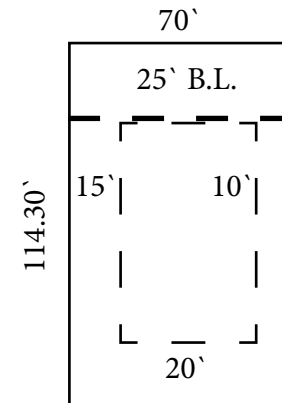
RE

Frontage: 175.00' Side Yards: 15' & 15'
 Size: 24,000 sf Rear Yard: 25'
 Front B.L.: 35' D.U./Acre: 1.53



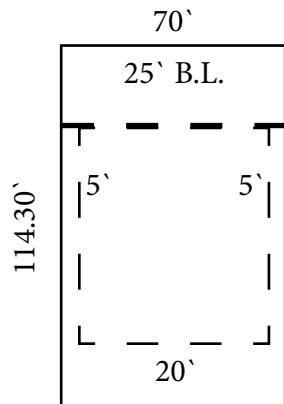
RS-1

Frontage: 85.00'
 Size: 10,000 sf
 Front B.L.: 30'
 Side Yards: 15' & 10'
 Rear Yard: 25'
 D.U./Acre: 3.60



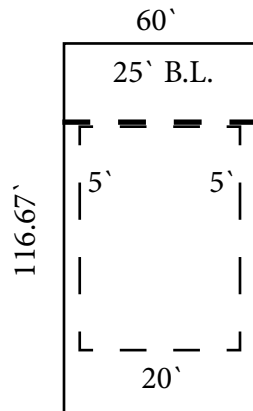
R-2

Frontage: 70.00'
 Size: 8,000 sf
 Front B.L.: 25'
 Side Yards: 10' & 15'
 Rear Yard: 20'
 D.U./Acre: 4.47



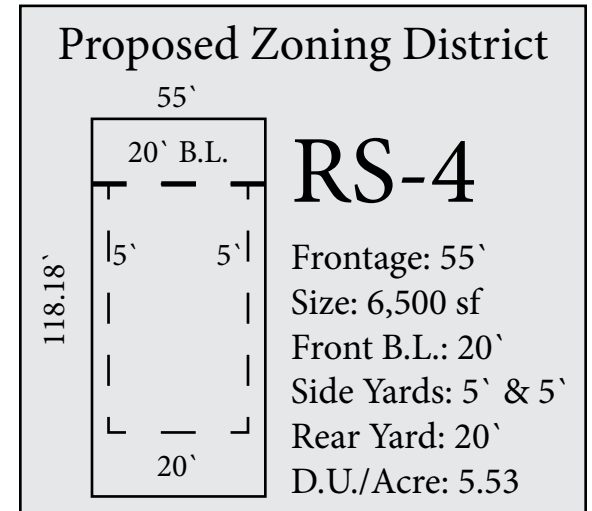
RS-2

Frontage: 70.00'
 Size: 8,000 sf
 Front B.L.: 25'
 Side Yards: 5' & 5'
 Rear Yard: 20'
 D.U./Acre: 4.47



RS-3

Frontage: 60.00'
 Size: 7,000 sf
 Front B.L.: 25'
 Side Yards: 5' & 5'
 Rear Yard: 20'
 D.U./Acre: 5.12



RS-4

Frontage: 55'
 Size: 6,500 sf
 Front B.L.: 20'
 Side Yards: 5' & 5'
 Rear Yard: 20'
 D.U./Acre: 5.53