

City of Broken Arrow

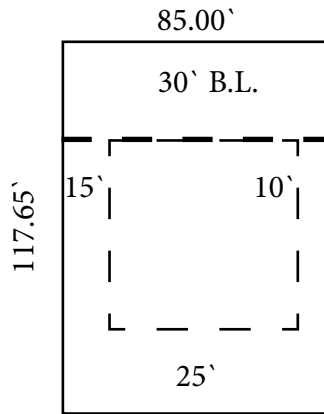
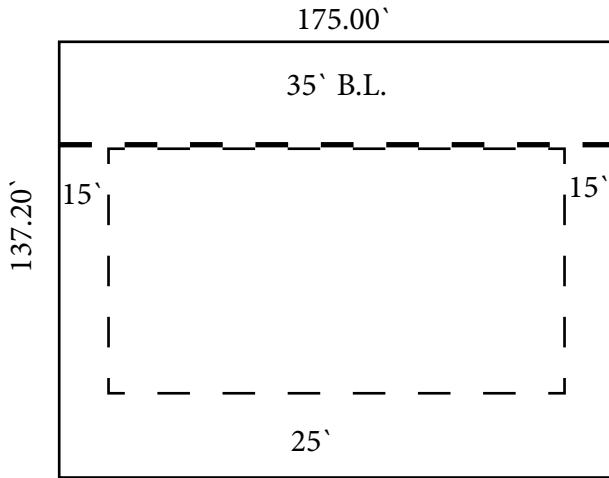
Single Family Residential Zoning

Lot Characteristics

July 2016

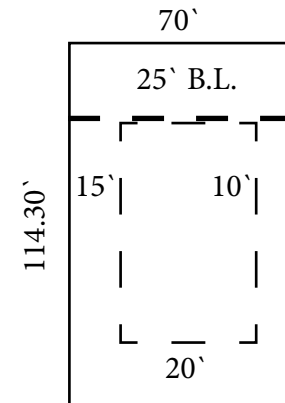
RE

Frontage: 175.00` Side Yards: 15` & 15`
 Size: 24,000 sf Rear Yard: 25`
 Front B.L.: 35` D.U./Acre: 1.53



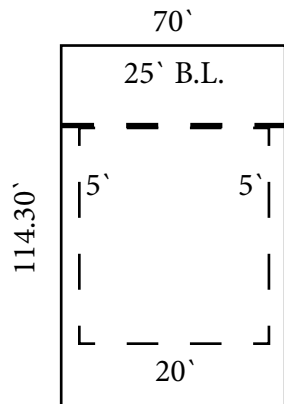
RS-1

Frontage: 85.00`
 Size: 10,000 sf
 Front B.L.: 30`
 Side Yards: 15` & 10`
 Rear Yard: 25`
 D.U./Acre: 3.60



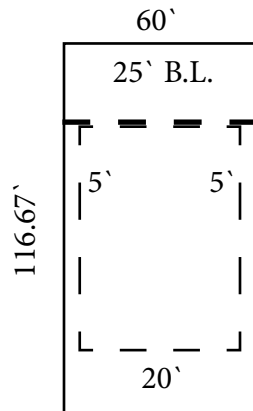
R-2

Frontage: 70.00`
 Size: 8,000 sf
 Front B.L.: 25`
 Side Yards: 10` & 15`
 Rear Yard: 20`
 D.U./Acre: 4.47



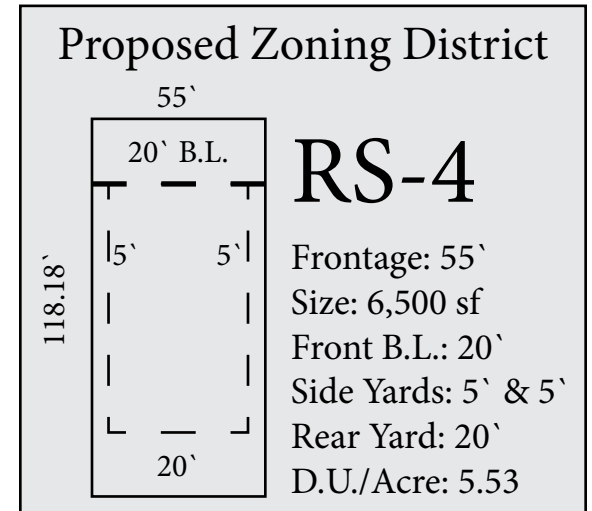
RS-2

Frontage: 70.00`
 Size: 8,000 sf
 Front B.L.: 25`
 Side Yards: 5` & 5`
 Rear Yard: 20`
 D.U./Acre: 4.47



RS-3

Frontage: 60.00`
 Size: 7,000 sf
 Front B.L.: 25`
 Side Yards: 5` & 5`
 Rear Yard: 20`
 D.U./Acre: 5.12



RS-4

Frontage: 55`
 Size: 6,500 sf
 Front B.L.: 20`
 Side Yards: 5` & 5`
 Rear Yard: 20`
 D.U./Acre: 5.53