



City of Broken Arrow
Meeting Agenda
Broken Arrow City Council

Mayor Debra Wimpee
Vice Mayor Johnnie Parks
Council Member Lisa Ford
Council Member Justin Green
Council Member David Pickel

Monday, July 14, 2025

5:00 PM

Council Chambers
220 South 1st Street
Broken Arrow, OK

AGENDA OF SPECIAL JOINT WORK SESSION MEETING OF

BROKEN ARROW CITY COUNCIL
AND
BROKEN ARROW MUNICIPAL AUTHORITY

Chairperson Debra Wimpee
Vice Chairman Johnnie Parks
Trustee Lisa Ford
Trustee Justin Green
Trustee David Pickel

- 1. Call to Order**
- 2. Roll Call**
- 3. Pledge of Allegiance to the Flag**
- 4. Presentations**
 - A. [25-1000](#) Presentation and discussion of 2026 Manual of Fees**
- 5. Remarks and Inquiries by Governing Body Members**
- 6. Remarks and updates by City Manager, including Recognition of Recent Accomplishments by Employees and Elected Officials**
- 7. Adjournment**

NOTICE:

Please note that all items on this agenda may be approved, denied, amended, postponed, acknowledged, affirmed or tabled.

If you wish to speak at this evening's meeting, please fill out a "Request to Speak" form. The forms are available from the City Clerk's table or at the entrance door. Please turn in your form prior to the start of the meeting. Topics are limited to items on the currently posted agenda, or relevant business.

All cell phones and pagers must be turned OFF or operated SILENTLY during meetings.

Exhibits, petitions, pictures, etc., shall be received and deposited in case files to be kept at the Broken Arrow City Hall. If you are a person with a disability and need some accommodation in order to participate in this meeting, please contact the City Clerk at 918-259-2400 Ext. 5418 to make arrangements.

21 O.S. Section 280 provides the following:

A. It is unlawful for any person, alone or in concert with others and without authorization, to willfully disturb, interfere or disrupt state business or the business of any political subdivision, which includes publicly posted meetings, or any agency operations or any employee, agent, official or representative of the state or political subdivision.

B. It is unlawful for any person who is without authority or who is causing any disturbance, interference or disruption to willfully refuse to disperse or leave any property, building or structure owned, leased or occupied by state officials or any political subdivision or its employees, agents or representatives or used in any manner to conduct state business or any political subdivision's business or operations after proper notice by a peace officer, sergeant-at-arms, or other security personnel.

C. Any violation of the provisions of this section shall be a misdemeanor punishable by imprisonment in the county jail for a term of not more than one (1) year, by a fine not exceeding One Thousand Dollars (\$1,000.00), or by both such fine and imprisonment.

D. For purposes of this section, "disturb, interfere or disrupt" means any conduct that is violent, threatening, abusive, obscene, or that jeopardizes the safety of self or others.

A paper copy of this agenda is available upon request.

POSTED this ____ day of _____, _____, at _____ a.m./p.m.

City Clerk



City of Broken Arrow

Request for Action

File #: 25-1000, **Version:** 1

**Broken Arrow Municipal Authority
Meeting of: 07-14-2025**

Title:

Presentation and discussion of 2026 Manual of Fees

Background:

On an annual basis the City reviews the Manual of Fees charges for services including utility rates. Increases in revenue generated by BAMA's utilities including water, wastewater, stormwater, and solid waste and recycling are necessary to maintain quality service for citizens as well as continued operations of these systems. To ensure that the appropriate revenue is generated a study is conducted to evaluate BAMA's expenses and projected expenses over a five-year period. All of this information is then input into a model that will show the amount of revenue required each year to ensure BAMA's expenses are covered.

Cost: N/A

Funding Source: N/A

Requested By: Charlie Bright, P.E., Director of Engineering & Construction

Approved By: City Manager's Office

Attachments: FY2026 Manual of Fees Presentation
Utility Revenue Projection Scenarios

Recommendation:

As directed

FY2026 **MANUAL OF FEES** **PRESENTATION**

JULY 14, 2025
SPECIAL MEETING





Manual of Fees

On an annual basis the City reviews the Manual of Fees charges for services including utility rates

CITY OF BROKEN ARROW **Preliminary** MANUAL OF FEES

Effective:
October 01, 2024-2025



Review of Proposed Changes to Non-Utility Fees

- Fees Originating in Community Development- 3% increase
 - Building Permit
 - Trade Permit
 - Building/Electrical/Plumbing/Mechanical Inspection
 - Misc. Permit
 - Zoning Application
 - PUD
- Contractor Registration Fees- 3% Increase
 - Electrical Contractor
 - General Contractor/Builder
 - Plumbing Contractor
- Cemetery Fees- 2.5% Increase
- License/Registration Fees- 3% Increase

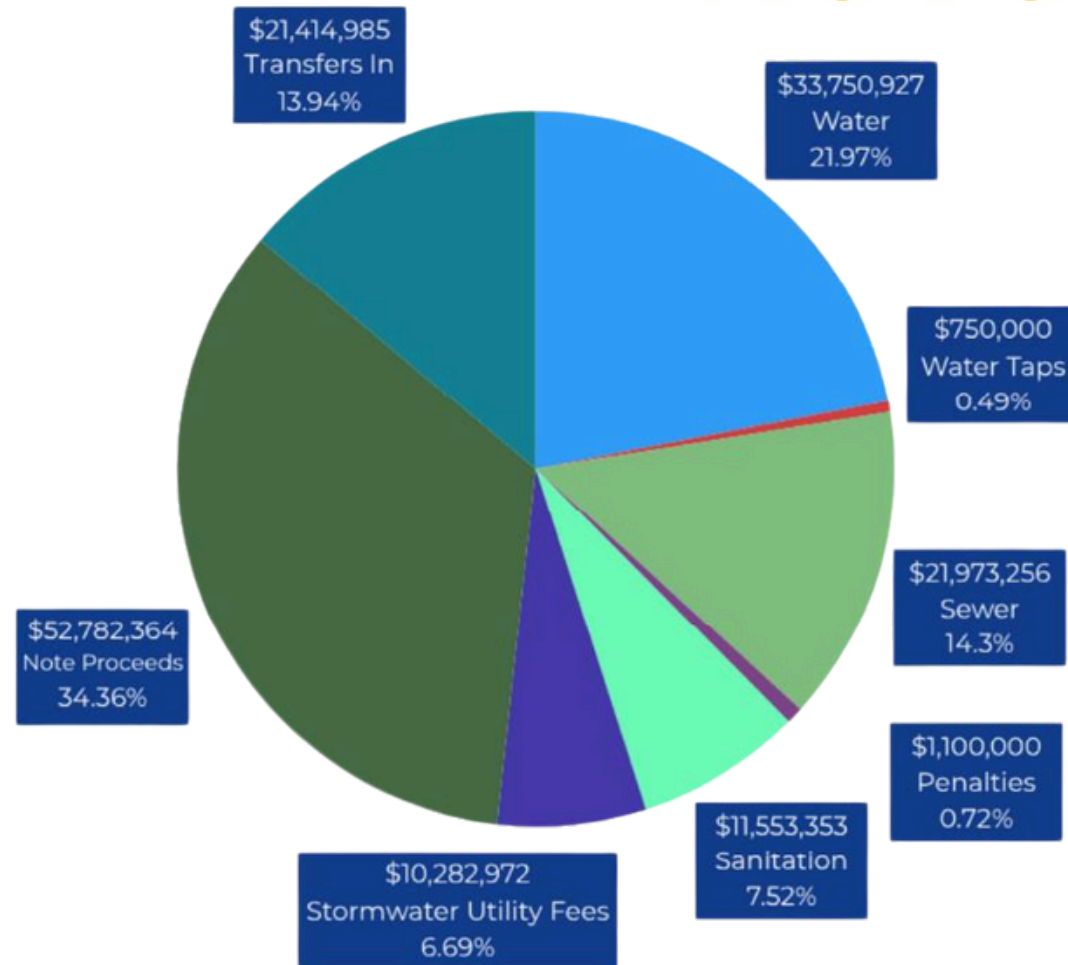
*This is not an inclusive list of all fee changes. For a full list of fee changes please reference the Manual of Fees.



BAMA

City of Broken Arrow
Broken Arrow Municipal Authority

Revenues & Expenditures

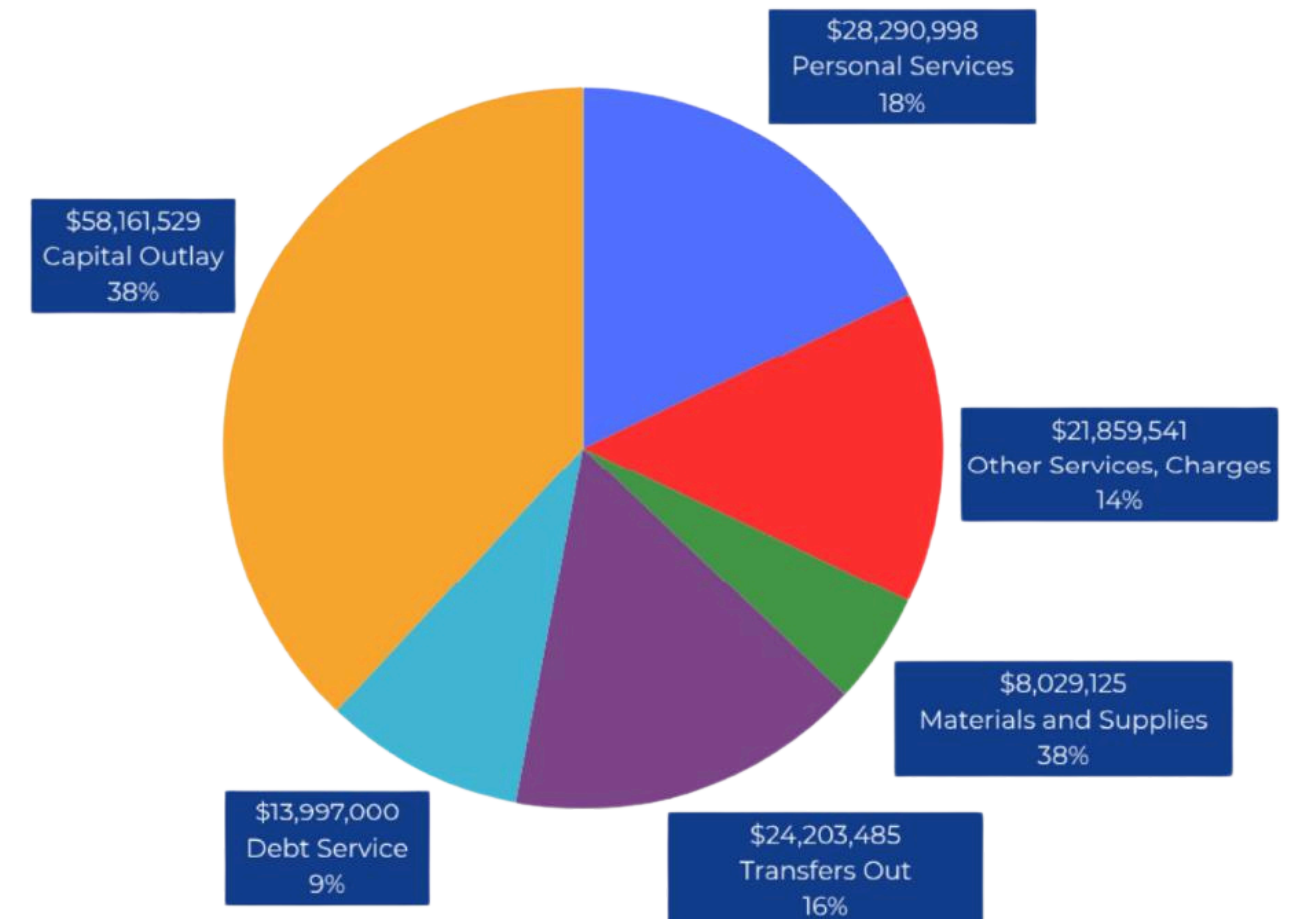


BAMA Revenue

- Water
- Sewer
- Sanitation (Solid Waste & Recycling)
- Stormwater
- Note Proceeds
- Transfers-In
- Water Taps
- Penalties

BAMA Expenses

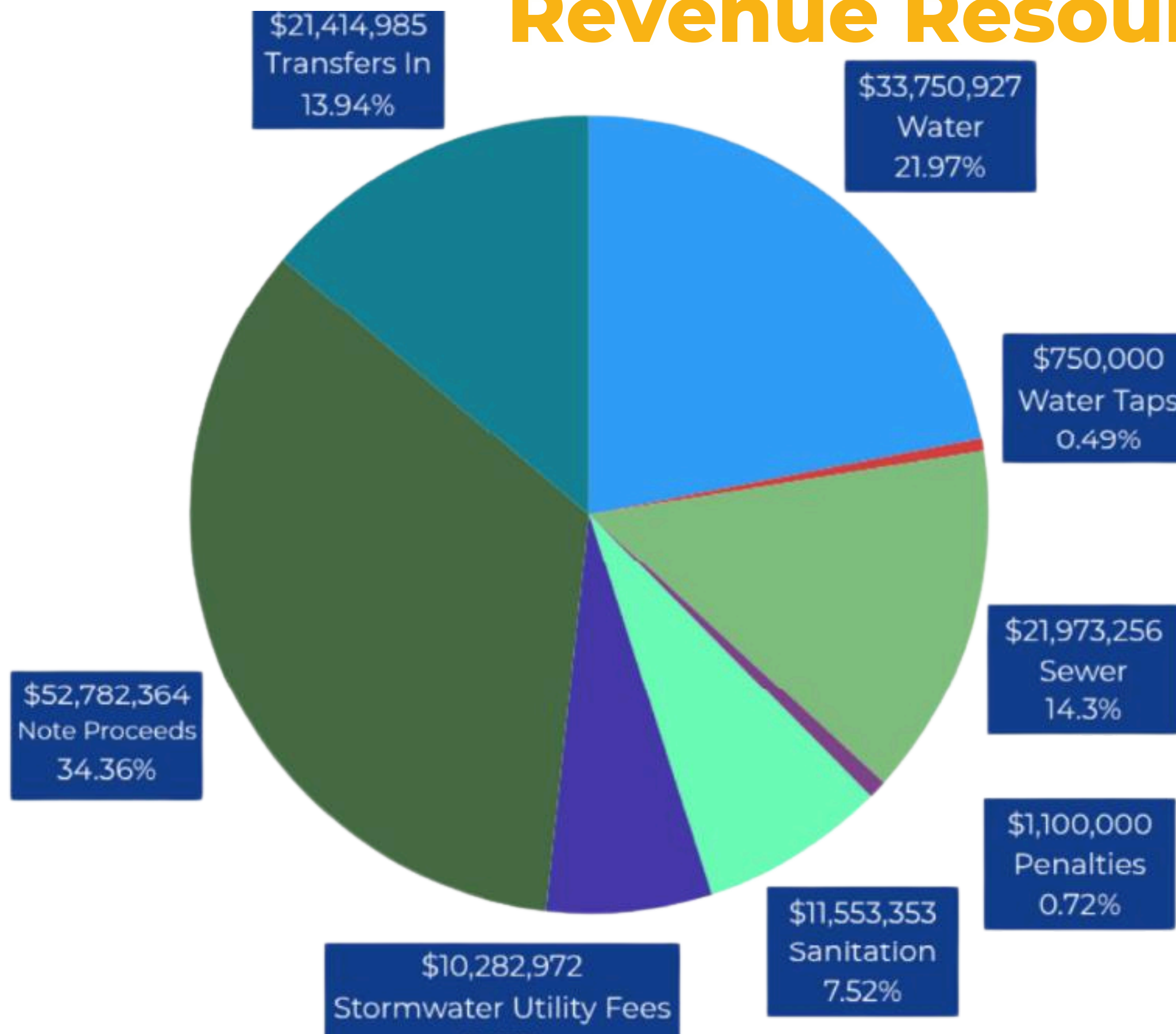
- Personnel Services
- Other Services & Charges
- Materials & Supplies
- Transfers Out
- Debt Service
- Capital Outlay





Broken Arrow Municipal Authority

Revenue Resources FY2026

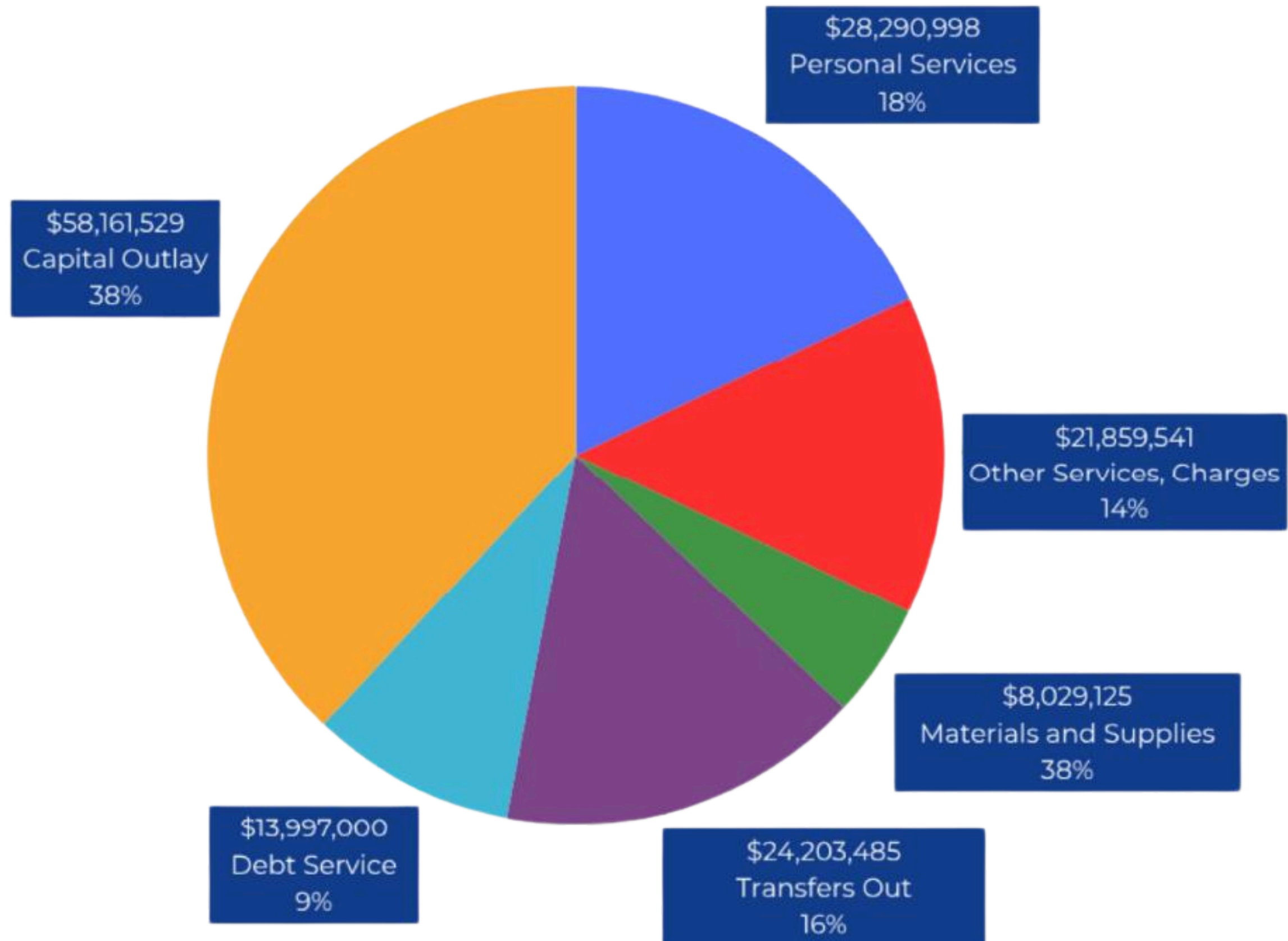




Broken Arrow Municipal Authority

Expenses by Classification FY2026

Broken Arrow Municipal Authority





Current Charges

on Utility Bill

- Water
- Wastewater
- Stormwater
- Solid Waste & Recycling
- Life Ride
- Street Lights



UTILITY BILL COMPARISON AVERAGE BILL

City of Broken Arrow
Broken Arrow Municipal Authority

Itemized Service Charge			FY25 Current		Rate Change	FY26 Proposed		Change
Water Service		Usage	Rate	Charges		Rate	Charges	
	Usage Charge	7,300	\$6.54	\$47.74		\$6.86	\$50.08	
	Base Rate		\$11.79	\$11.79		\$13.05	\$13.05	
	Sub-Total			\$59.53			\$63.13	
Sewer Service		Usage	Rate	Charges		Rate	Charges	
	Usage Charge	4,500	\$5.43	\$24.44	\$1.03	\$6.46	\$29.07	
	Base Rate		\$13.55	\$13.55	\$3.10	\$16.65	\$16.65	
	Sub-Total			\$37.99			\$45.72	\$7.74
Stormwater Service				\$10.22	\$0.50		\$10.72	\$0.50
Refuse (Trash) Service				\$24.25	\$2.50		\$26.75	\$2.50
Life Ride (EMS) Charge				\$6.45	\$0.00		\$6.45	\$0.00
Street Light Fee				\$2.50	\$0.00		\$2.50	\$0.00
Total Customer Charges				\$140.94	\$7.36		\$155.27	\$14.33



Contributing Factors

for Necessity of Rate Increases

- Increased costs of operations
 - Tipping fee increases- Solid Waste/Sewer Sludge Disposal
 - Asphalt cost increases
 - Construction cost increases
 - Chemical cost increases at water/wastewater plants
 - Electricity cost increases
- Added Vehicle Replacement Fund
- Additional Personnel- 8 New Employees
- Pay Increases for Personnel- Cost of Living Pay Increases
- Getting each individual utility to stand independently



Increase in Expenses Comparison

City of Broken Arrow
Broken Arrow Municipal Authority

- **Solid Waste and Recycling**

- In the last 3-5 years there's been an increase of approximately \$1.2M/year for:
 - Tipping Fees (disposal)- 97% increase
 - Recycling Fees- 79% increase
 - Automatic Side Loading Trucks- 51% increase per truck
 - The Met Fees (recycling drop off)- 25% increase

- **Utilities (Water/Sewer)**

- Lab services- 61% increase
- Power (PSO/electric)- 20% increase
- Chemical Services- 19% increase

- **Stormwater**

- Concrete- 8% increase
- Aggregate (rock)- 10% increase
- Backfill Sand- 53% increase
- Topsoil- 41% increase

- **Administrative/Operational**

- Employee Costs/Benefits
 - Increase to stay competitive in current job market
 - Additional Employees to maintain system operations in a growing city
- Construction Cost Increase (Projects)
- Equipment Cost Increase



Utility Bill Comparison Year-to-Year Based on Proposed FY26 Rates

Municipalities with tiered rate structure for water usage

- Oklahoma City
- Edmond
- Owasso
- Jenks
- Coweta
- Rural Water District 4

Municipalities with a monthly Stormwater fee

- Broken Arrow -\$10.72
- Tulsa -\$13.69
- Edmond -\$6
- Bixby -\$4
- Oklahoma City -\$6.71
- Jenks -\$6.50
- Owasso -\$7.50

Municipalities with a monthly Liferide- type fee

- Broken Arrow -\$6.45
- Jenks -\$3.50

UTILITY SERVICE	FISCAL YEAR 2025	RATE CHANGE	FISCAL YEAR 2026
WATER METER	\$11.79	\$1.26	\$13.05
WATER RATE	\$6.54	\$0.32	\$6.86
WATER USE (7,300 GALLONS)	\$47.74	\$2.34	\$50.08
SEWER METER	\$13.55	\$3.10	\$16.65
SEWER RATE	\$5.43	\$1.03	\$6.46
SEWER USE (4,500 GALLONS)	\$24.44	\$4.64	\$29.07
STORMWATER	\$10.22	\$0.50	\$10.72
SOLID WASTE & RECYCLING	\$24.25	\$2.50	\$26.75
STREETLIGHT	\$2.50	\$0.00	\$2.50
LIFERIDE	\$6.45	\$0.00	\$6.45
TOTAL BILL	\$140.94	\$14.33	\$155.27

Green text is the rate per 1,000 gallons. Those numbers are used to figure the usage cost and are not included in the tally of the total bill numbers. Based on the water and sewer usage above, the average monthly bill would increase \$14.33 or 10.2% year over year.

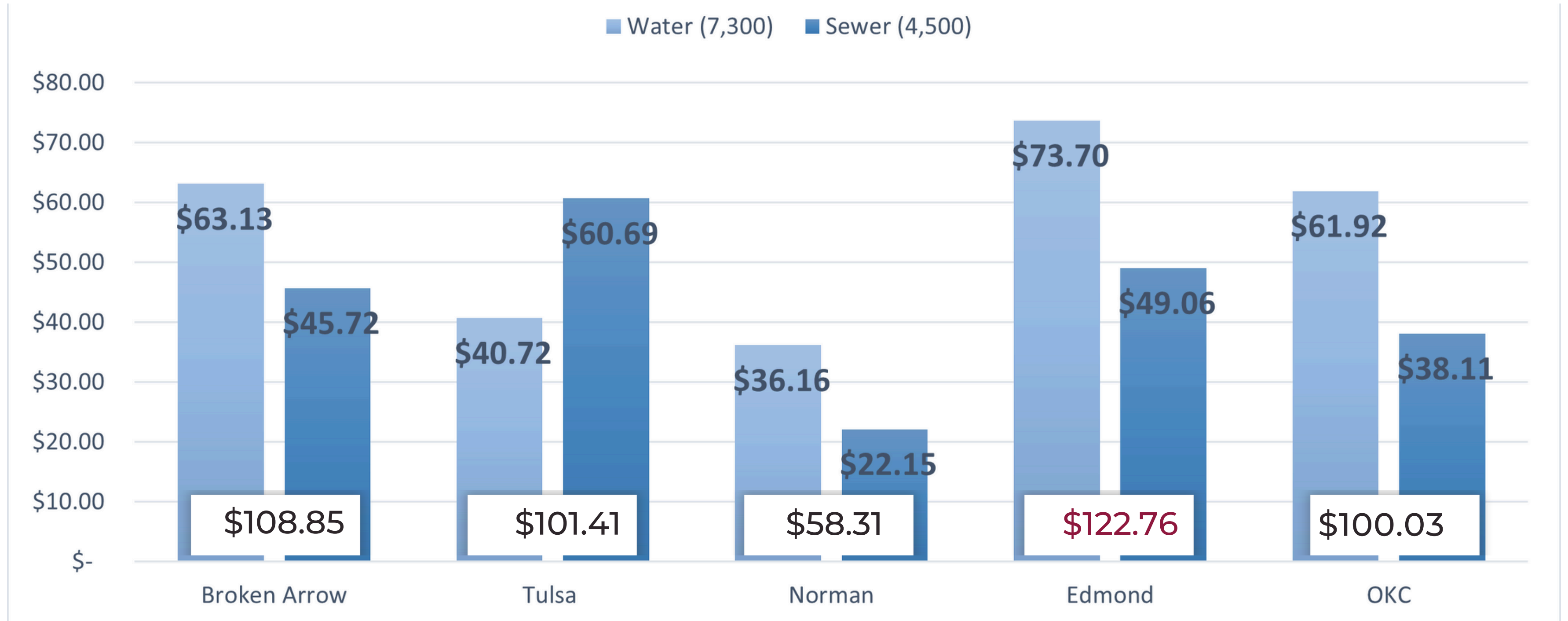


Water/Sewer Utilities Cost

Comparison of Monthly Charges

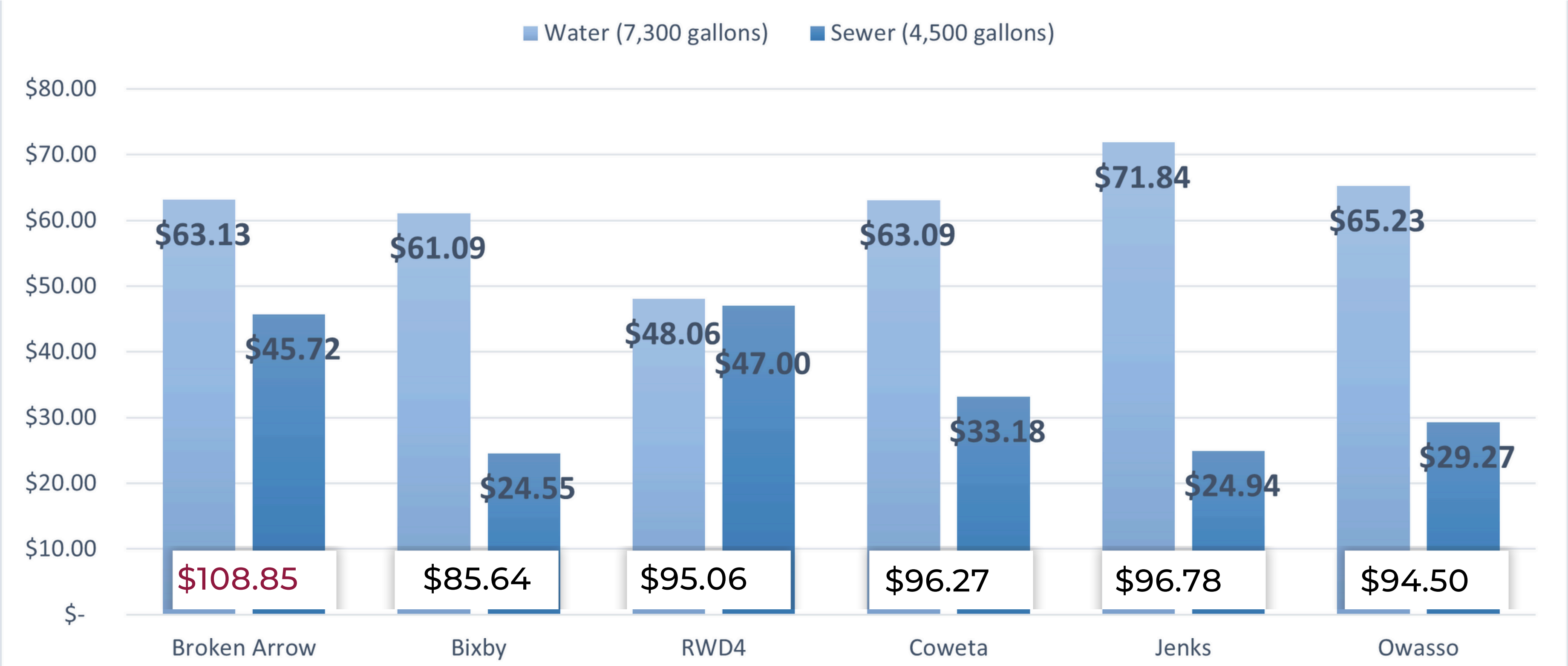
Fiscal Year 2026

Water/Sewer Utilities Cost Comparison of Monthly Charges



*Total water and sewer charges based on recommended rate increases in proposed Manual of Fees for Fiscal Year 2026

Water/Sewer Utilities Cost Comparison of Monthly Charges

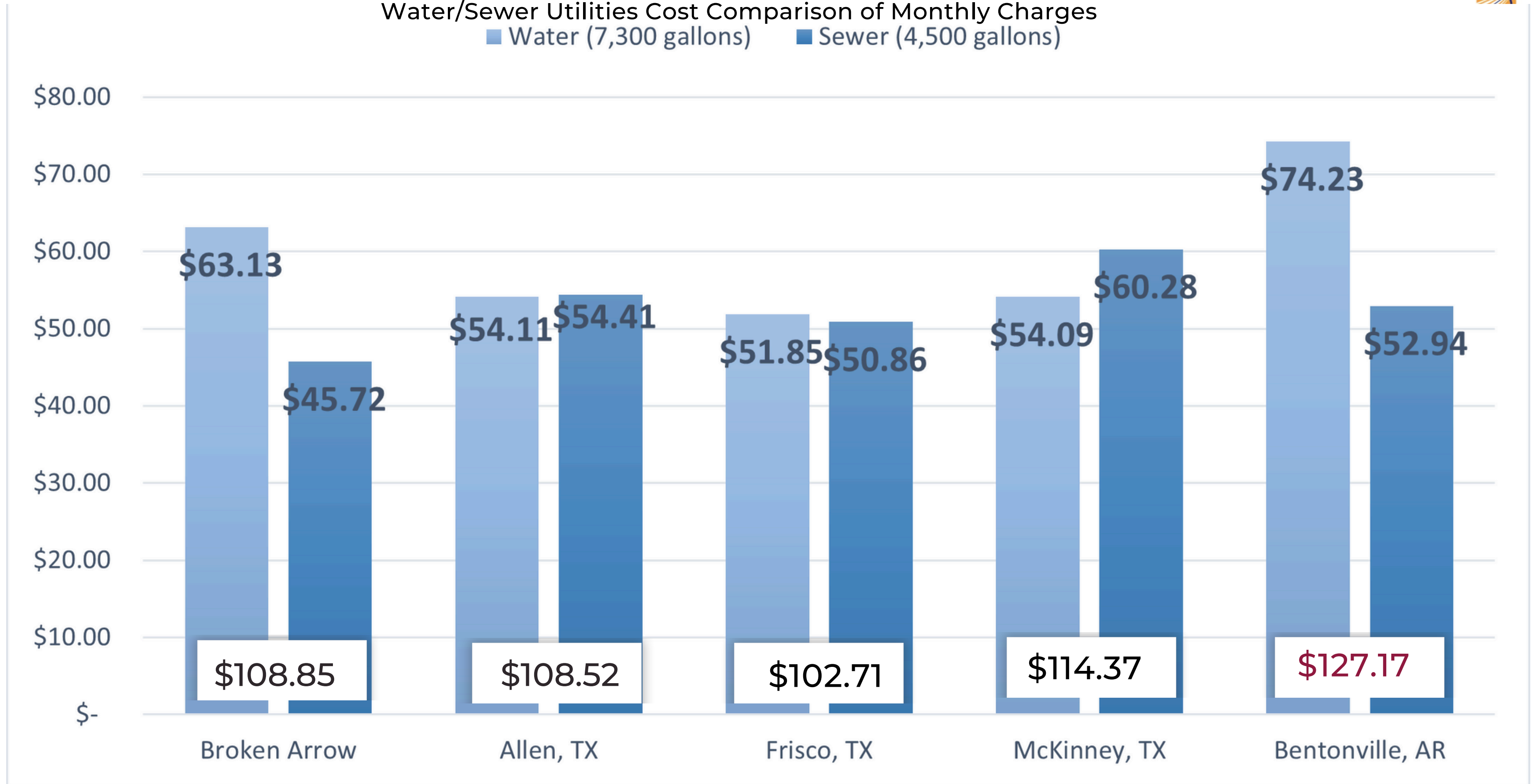


*Total water and sewer charges based on recommended rate increases in proposed Manual of Fees for Fiscal Year 2026



Water/Sewer Utilities Cost Comparison of Monthly Charges

■ Water (7,300 gallons) ■ Sewer (4,500 gallons)



**Total water and sewer charges based on recommended rate increases in proposed Manual of Fees for Fiscal Year 2026*



Key Takeaways

- **On an annual basis the City reviews the Manual of Fees charges for services including utility rates**
 - Proposed rate increases allow for:
 - Each utility to stand independently
 - Revenue to be generated to cover FY2026 budgeted costs
 - The City to continue to provide reliable and high quality service to its citizens

QUESTIONS?



UTILITY BILL COMPARISON
7,300 GALLONS (WATER) AND 4,450 GALLONS (SEWER)

Itemized Serive Charge		FY 25 Budget			FY26 Budgeted - 5%/19%/5%			Option 1 - 5%/15.5%/5% (\$1.75)			Option 2 - 6.75%/15.5%/5% (\$1.75)			Option 3 - 5%/15.5%/5% (\$2.00)			Option 4 - 8.5%/15.5%/6.5%		
Water Service	Usage	Rate	Charges	Extension	Rate	Charges	Annual Extension	Rate	Charges	Annual Extension	Rate	Charges	Annual Extension	Rate	Charges	Annual Extension	Rate	Charges	Annual Extension
	Usage Charge		7,300.0		\$6.86	\$50.08	\$24,993,529.18	\$6.86	\$50.08	\$24,993,529.18	\$6.98	\$50.95	\$25,430,733.77	\$6.86	\$50.08	\$24,993,529.18	\$7.09	\$51.76	\$25,831,504.64
	Base Rate	\$11.79	\$11.79	\$5,884,294.68	\$13.05	\$13.05	\$6,513,150.60	\$13.05	\$13.05	\$6,513,150.60	\$13.59	\$13.59	\$6,782,660.28	\$13.05	\$13.05	\$6,513,150.60	\$12.78	\$12.78	\$6,378,395.76
	Sub-Total		\$59.53	\$29,711,944.94		\$63.13	\$31,506,679.78		\$63.13	\$31,506,679.78		\$64.54	\$32,213,394.05		\$63.13	\$31,506,679.78		\$64.54	\$32,209,900.40
Sewer Service	Usage	Rate	Charges	Extension	Rate	Charges	Extension	Rate	Charges	Extension	Rate	Charges	Extension	Rate	Charges	Extension	Rate	Charges	Extension
	Usage Charge		4,450.0		\$6.46	\$28.75	\$13,639,876.56	\$6.27	\$27.90	\$13,238,703.72	\$6.27	\$27.90	\$13,238,703.72	\$6.27	\$27.90	\$13,238,703.72	\$6.27	\$27.90	\$13,238,703.72
	Base Rate	\$13.55	\$13.55	\$6,429,204.00	\$16.65	\$16.65	\$7,900,092.00	\$15.30	\$15.30	\$7,259,544.00	\$15.30	\$15.30	\$7,259,544.00	\$15.55	\$15.55	\$7,378,164.00	\$15.65	\$15.65	\$7,425,612.00
	Sub-Total		\$37.71	\$17,894,301.48		\$45.40	\$21,539,968.56		\$43.20	\$20,498,247.72		\$43.20	\$20,498,247.72		\$43.45	\$20,616,867.72		\$43.55	\$20,664,315.72
Stormwater Service			\$10.22	\$9,517,477.20		\$10.72	\$9,983,107.20		\$10.72	\$9,983,107.20		\$10.72	\$9,983,107.20		\$10.72	\$9,983,107.20		\$10.88	\$10,132,108.80
Refuse (Trash) Service			\$24.25	\$11,544,552.00		\$26.75	\$12,734,712.00		\$26.75	\$12,734,712.00		\$26.75	\$12,734,712.00		\$26.75	\$12,734,712.00		\$26.75	\$12,734,712.00
Life Ride (EMS) Charge			\$6.45	\$3,096,000.00		\$6.45	\$3,096,000.00		\$6.45	\$3,096,000.00		\$6.45	\$3,096,000.00		\$6.45	\$3,096,000.00		\$6.45	\$3,096,000.00
Street Light Fee			\$2.50	\$1,200,000.00		\$2.50	\$1,200,000.00		\$2.50	\$1,200,000.00		\$2.50	\$1,200,000.00		\$2.50	\$1,200,000.00		\$2.50	\$1,200,000.00
Total Customer Charges			\$140.67	\$72,964,275.62		\$154.95	\$80,060,467.54		\$152.75	\$79,018,746.70		\$154.17	\$79,725,460.97		\$153.00	\$79,137,366.70		\$154.67	\$80,037,036.92
FY25 Budget Differential Comparison						\$14.28	\$7,096,191.91		\$12.08	\$6,054,471.07		\$13.50	\$6,761,185.34		\$12.33	\$6,173,091.07		\$14.00	\$7,072,761.30
FY26 Budget Differential Comparison							\$0.00			-\$1,041,720.84			-\$335,006.57			-\$923,100.84			-\$23,430.61
Percent Change from FY25 Budget							9.73%			8.30%			9.27%			8.46%			9.69%